



US00D703036S

(12) **United States Design Patent**
Baumwald et al.

(10) **Patent No.:** **US D703,036 S**
(45) **Date of Patent:** **** Apr. 22, 2014**

(54) **PACKAGE**
(75) Inventors: **Daniel Jared Baumwald**, Elkridge, MD
(US); **Carol Baltazar**, Glenwood, MD
(US)

5,050,595 A 9/1991 Krafft 128/379
D327,330 S 6/1992 Noble D24/208
D341,284 S 11/1993 Martin D6/598
D343,903 S 2/1994 Perteet D24/206
5,304,215 A 4/1994 MacWhinnie 607/106
D349,018 S 7/1994 Kaiser D21/604
D352,633 S 11/1994 Berggren D6/598

(73) Assignee: **TheraPearl, LLC**, Jessup, MD (US)

(Continued)

(**) Term: **14 Years**

OTHER PUBLICATIONS

(21) Appl. No.: **29/406,622**

Kendall Obstetric & Neonatal Products Brochure. Jan. 2004 ed.

(22) Filed: **Nov. 16, 2011**

(Continued)

(51) **LOC (10) Cl.** **09-03**

Primary Examiner — Robert M Spear

(52) **U.S. Cl.**

Assistant Examiner — Rhea Shields

USPC **D9/418**

(74) *Attorney, Agent, or Firm* — Matthew A. Pequignot;
Pequignot + Myers LLC

(58) **Field of Classification Search**

USPC D9/415, 416, 418, 423, 431, 432, 433,
D9/443, 456, 457, 48, 438, 503, 504,
D9/527–530, 700, 703, 721, 736, 737, 741,
D9/744, 747, 749, 753, 755, 756, 759, 760,
D9/704, 738, 728, 780; 206/139, 141, 146,
206/152, 299, 532, 737, 776, 781, 782,
206/822; 220/4.29, 4.31–4.32, 509, 512,
220/515, 676, 560.01; 514/165; 215/380,
215/382; 229/100, 106, 114–116, 117,
229/117.05–117.09, 117.24, 117.26, 939,
229/942, 902, 222; D27/186, 190; D7/541,
D7/543, 553.1, 629

(57) **CLAIM**

The ornamental design for package, as substantially shown
and described.

See application file for complete search history.

DESCRIPTION

FIG. 1 is a perspective view of the package showing the new
design thereof.

FIG. 2 is a top plan view of the package shown in FIG. 1.

FIG. 3 is a front elevation view of the package shown in FIG.
1.

FIG. 4 is a right-side elevation view of the package shown in
FIG. 1.

FIG. 5 is a left-side elevation view of the package shown in
FIG. 1.

FIG. 6 is a back elevation view of the package shown in FIG.
1; and,

FIG. 7 is a bottom plan view of the package shown in FIG. 1.

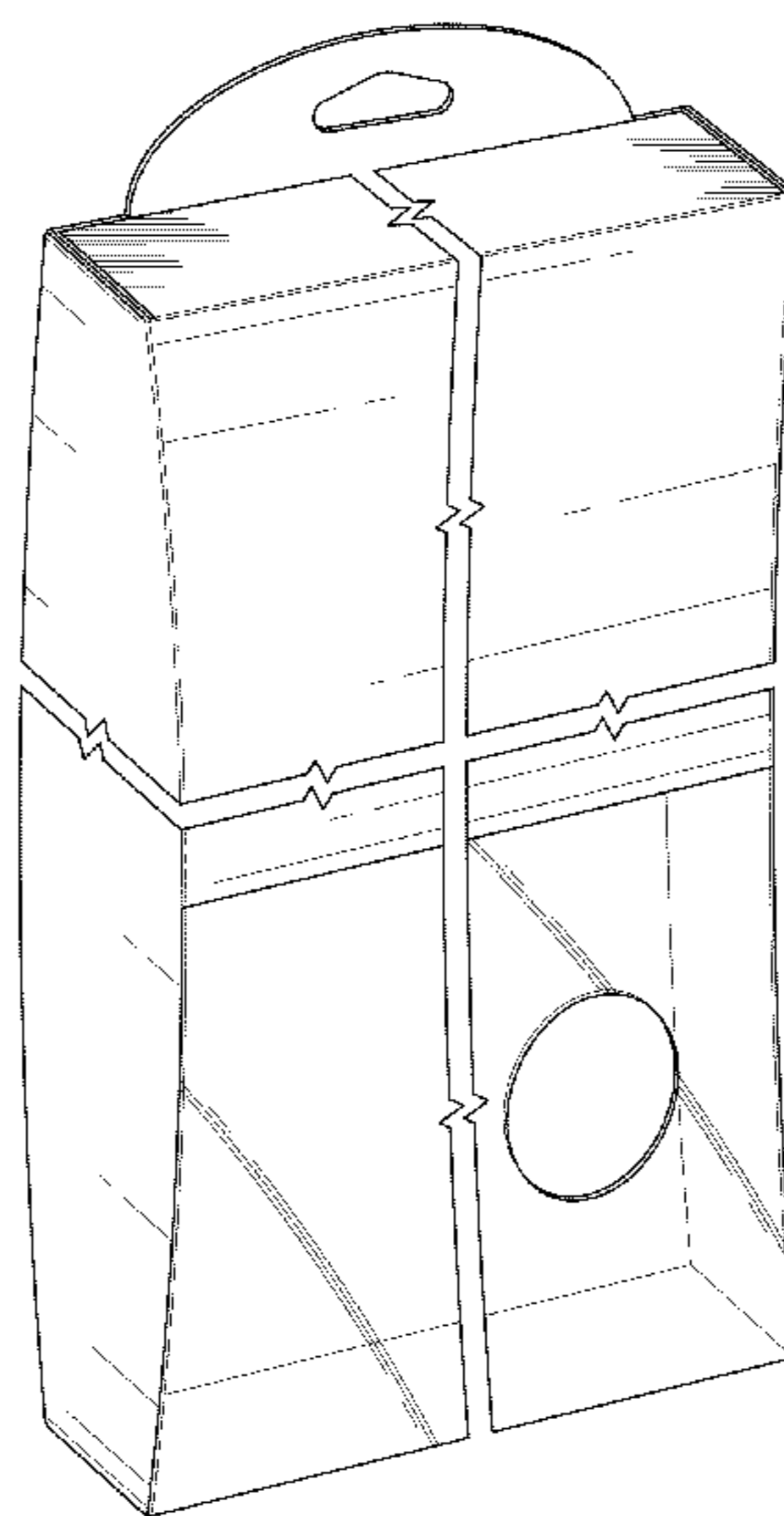
The package is shown with symbolic breaks in length and
width. The appearance of any portion of the article between
the break lines forms no part of the claimed design.

(56) **References Cited**

U.S. PATENT DOCUMENTS

D111,793 S 10/1938 Myers D9/607
D164,087 S 7/1951 Atkin D24/208
4,316,287 A 2/1982 Rule D6/598
D293,004 S 12/1987 Emms D21/600
D300,645 S 4/1989 Bowden D21/604
D302,213 S 7/1989 Motazedi D21/604
D312,558 S 12/1990 Ilsen et al. D21/576
D318,075 S 7/1991 Capper et al. D21/600

1 Claim, 3 Drawing Sheets



(56)

References Cited

U.S. PATENT DOCUMENTS

D355,457 S	2/1995	Miller	D21/600
D356,329 S	3/1995	Frilot	D21/600
5,409,500 A	4/1995	Dyrek	607/111
D363,670 S	10/1995	Sullivan	D9/707
D384,703 S	10/1997	Chuang	D21/600
D390,057 S	2/1998	Gower	D6/598
D401,317 S	11/1998	Gillies	D21/604
D402,147 S	12/1998	Scarborough	D21/604
D407,939 S	4/1999	Bear	D6/598
5,897,580 A	4/1999	Silver	607/108
D410,090 S	5/1999	Podd	D24/208
D410,165 S	5/1999	Bear	D6/598
D410,167 S	5/1999	Bear	D6/598
D410,749 S	6/1999	Podd	D24/208
D410,750 S	6/1999	Podd	D24/208
D411,624 S	6/1999	Podd	D24/208
5,978,962 A	11/1999	Hamowy	602/62
D420,178 S	2/2000	Bionde et al.	D30/160
6,083,254 A	7/2000	Evans	607/96
D431,269 S	9/2000	Soderstrom	D21/576
D436,525 S	1/2001	Lin	D9/601

D442,278 S	5/2001	Rury	D24/118
D446,927 S	8/2001	Rotschild	D21/604
D453,541 S	2/2002	Steele et al.	D21/611
D454,062 S *	3/2002	Garrant et al.	D9/415
D459,986 S	7/2002	Yourist	D9/607
D460,914 S	7/2002	Yourist	D9/607
D461,404 S *	8/2002	Steiger	D9/430
6,610,084 B1	8/2003	Torres	607/114
6,916,334 B2	7/2005	Noonan	607/108
D525,533 S	7/2006	Edwards	D9/609
D551,969 S *	10/2007	Aurilio et al.	D9/432
D578,875 S *	10/2008	Kent et al.	D9/418
D616,760 S	6/2010	Deurer	D9/707
D627,586 S	11/2010	Holdridge	D6/598
D647,146 S	10/2011	Islava	D21/576
D671,401 S *	11/2012	Grabes et al.	D9/418
D671,425 S *	11/2012	Huljak et al.	D9/721
D671,829 S *	12/2012	Sung	D9/418

OTHER PUBLICATIONS

ITA-Med webpage printout, <http://www.itamed.com/maternity/post-surgical.html>. Printed Sep. 13, 2004.

* cited by examiner

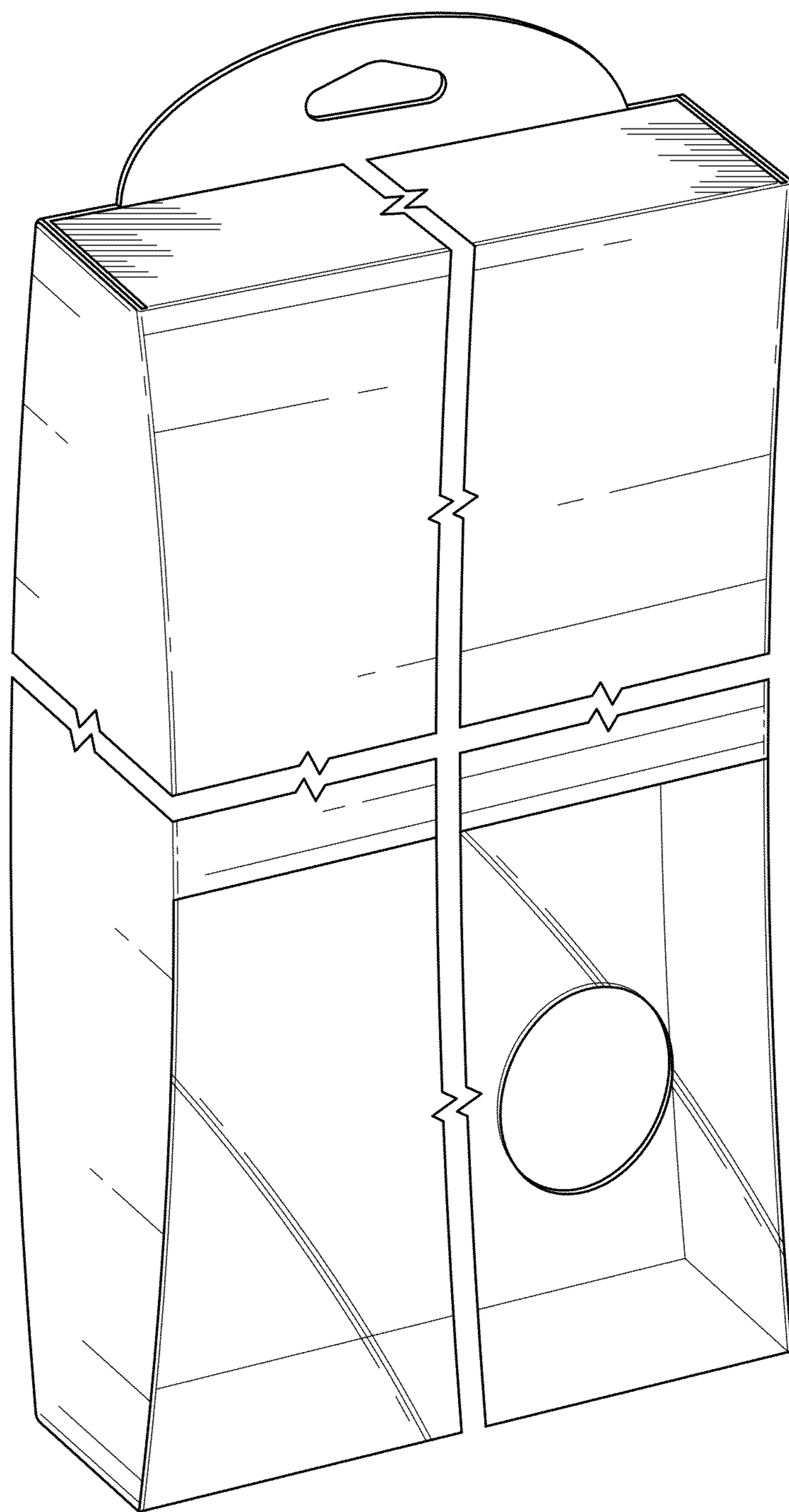


FIG. 1

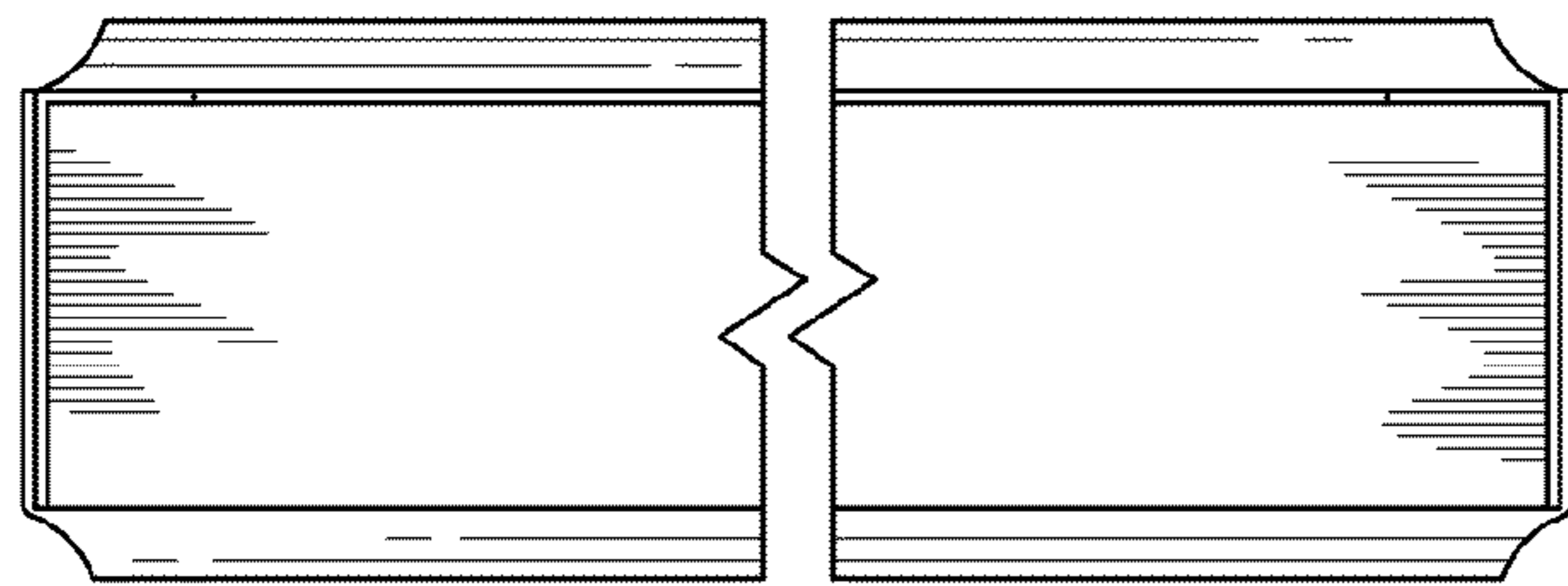


FIG. 2

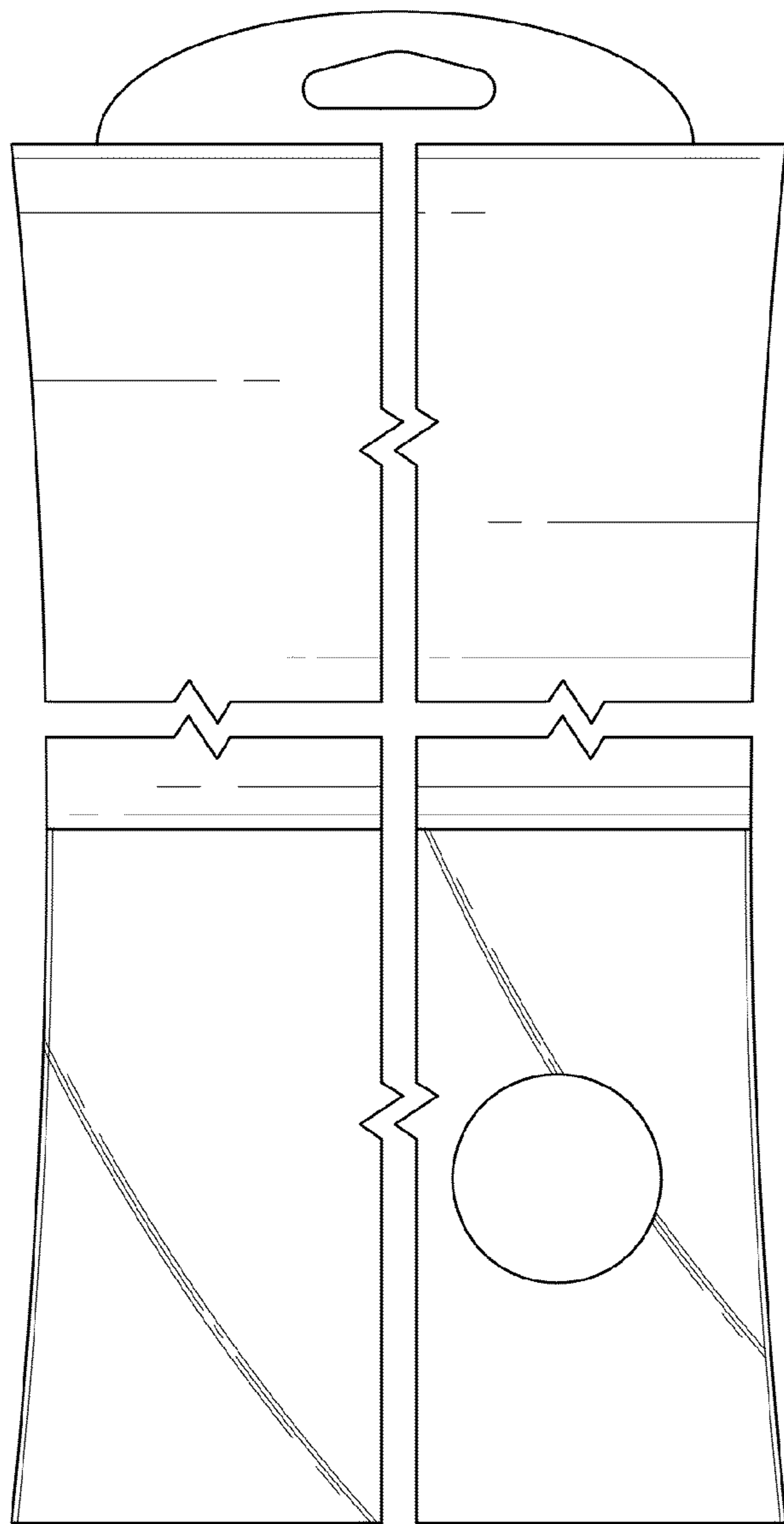


FIG. 3

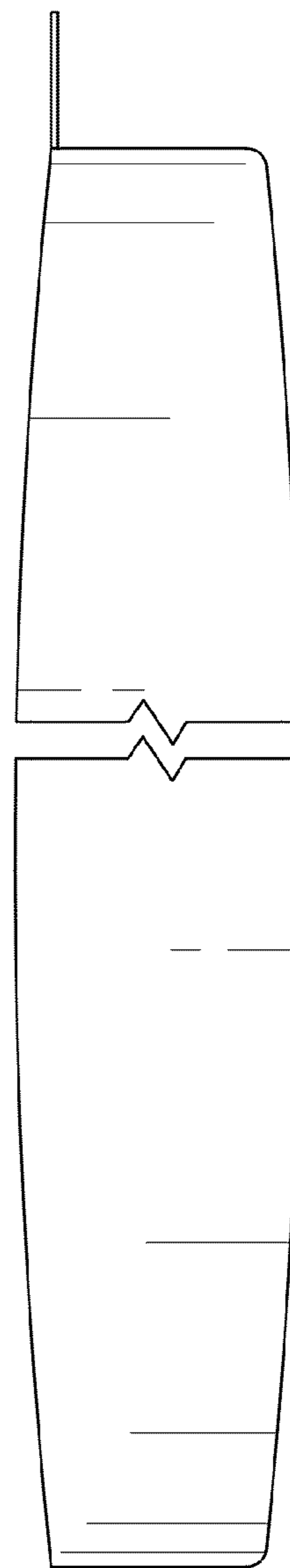


FIG. 4

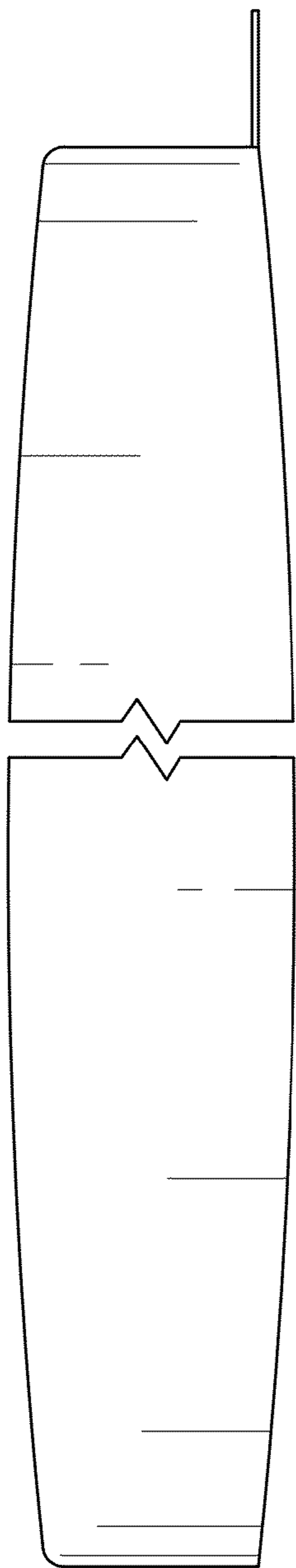


FIG. 5

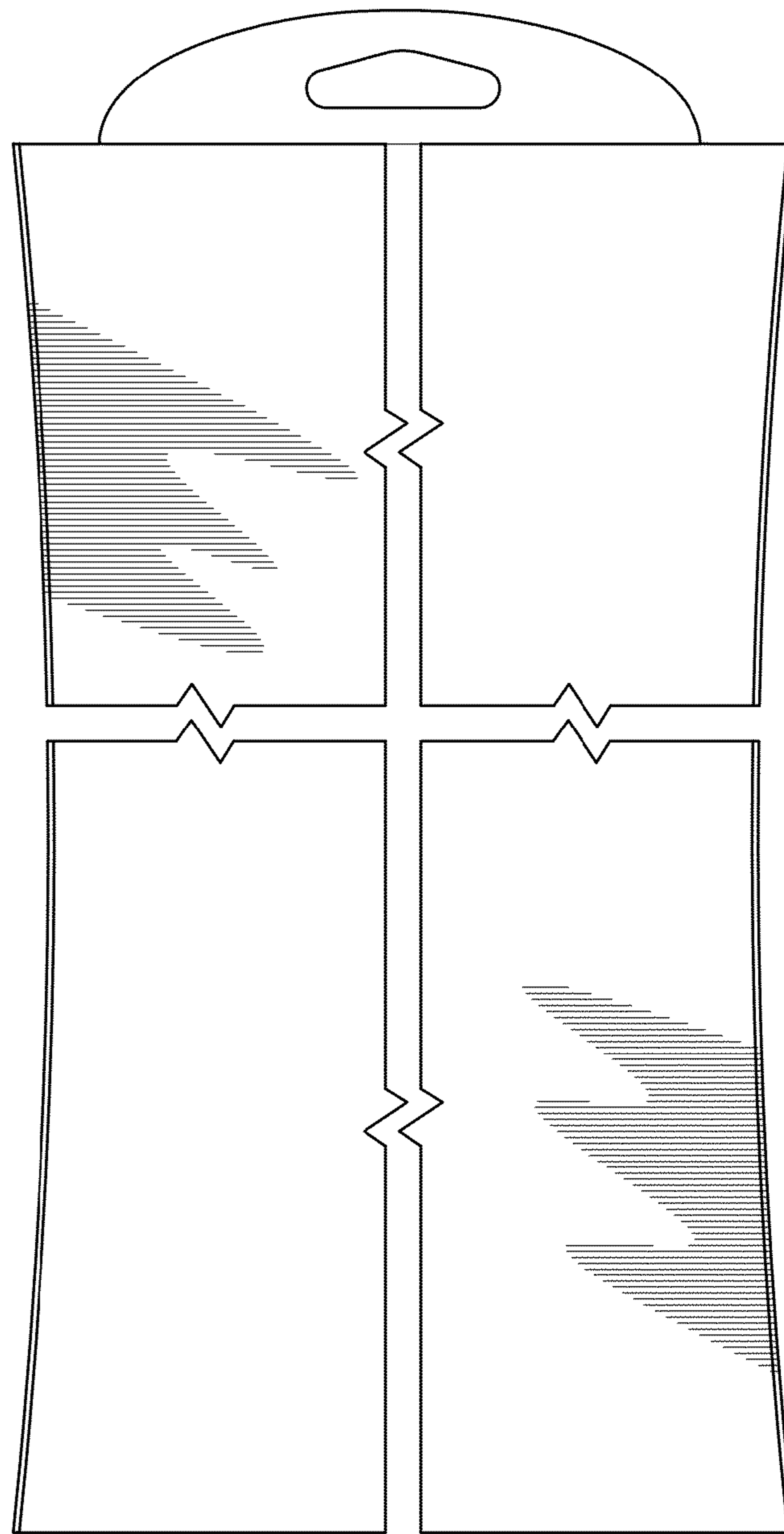


FIG. 6

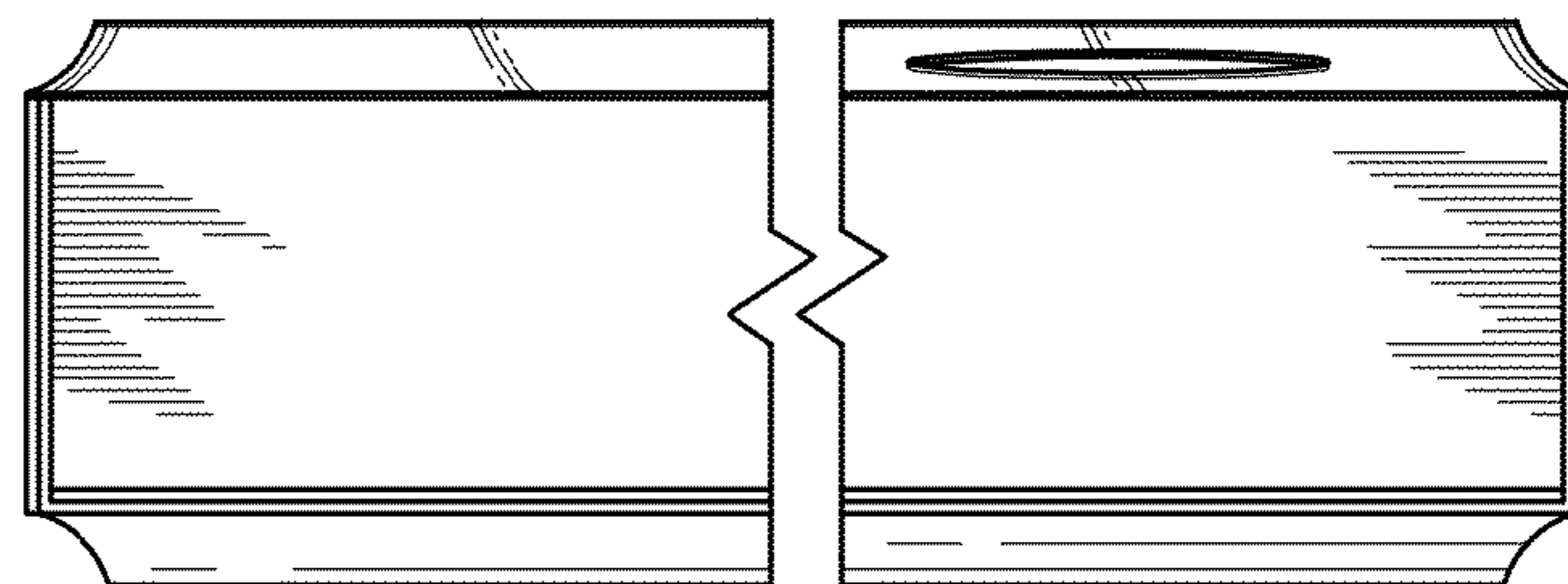


FIG. 7