



US00D703028S

(12) **United States Design Patent**
Hammer

(10) **Patent No.:** **US D703,028 S**

(45) **Date of Patent:** **** Apr. 22, 2014**

(54) **WALL HOOK**

(71) Applicant: **Liberty Hardware Mfg. Corp.**,
Winston-Salem, NC (US)

(72) Inventor: **Allison Michelle Hammer**, Chicago, IL
(US)

(73) Assignee: **Liberty Hardware Mfg. Corp.**,
Winston-Salem, NC (US)

(**) Term: **14 Years**

(21) Appl. No.: **29/439,412**

(22) Filed: **Dec. 11, 2012**

(51) **LOC (10) Cl.** **08-05**

(52) **U.S. Cl.**
USPC **D8/372**

(58) **Field of Classification Search**
USPC D8/367, 372; 248/301-304, 215
See application file for complete search history.

(56) **References Cited**

U.S. PATENT DOCUMENTS

D360,573 S * 7/1995 Adams D8/367
D368,016 S * 3/1996 McDowell et al. D8/367
D368,017 S * 3/1996 McDowell et al. D8/367

D396,184 S * 7/1998 Adams et al. D8/395
D405,681 S * 2/1999 McDowell et al. D8/367
D413,788 S * 9/1999 Adams et al. D8/367
D416,788 S * 11/1999 Jones et al. D8/395
D421,565 S * 3/2000 Jones et al. D8/395
D654,705 S * 2/2012 Goodman et al. D6/323
D666,084 S * 8/2012 Rojas et al. D8/367

* cited by examiner

Primary Examiner — Holly Baynham

(74) *Attorney, Agent, or Firm* — Lora J. Graentzdoerffer

(57) **CLAIM**


The ornamental design for a wall hook, as shown and described.

DESCRIPTION

FIG. 1 is a perspective view thereof;
FIG. 2 is a front elevational view thereof;
FIG. 3 is a rear elevational view thereof;
FIG. 4 is a left side elevational view thereof;
FIG. 5 is a right side elevational view thereof;
FIG. 6 is a top plan view thereof; and,
FIG. 7 is a bottom plan view thereof.

The broken lines showing openings are for the purposes of illustrating environment and form no part of the claimed design.

1 Claim, 7 Drawing Sheets






FIG. 1

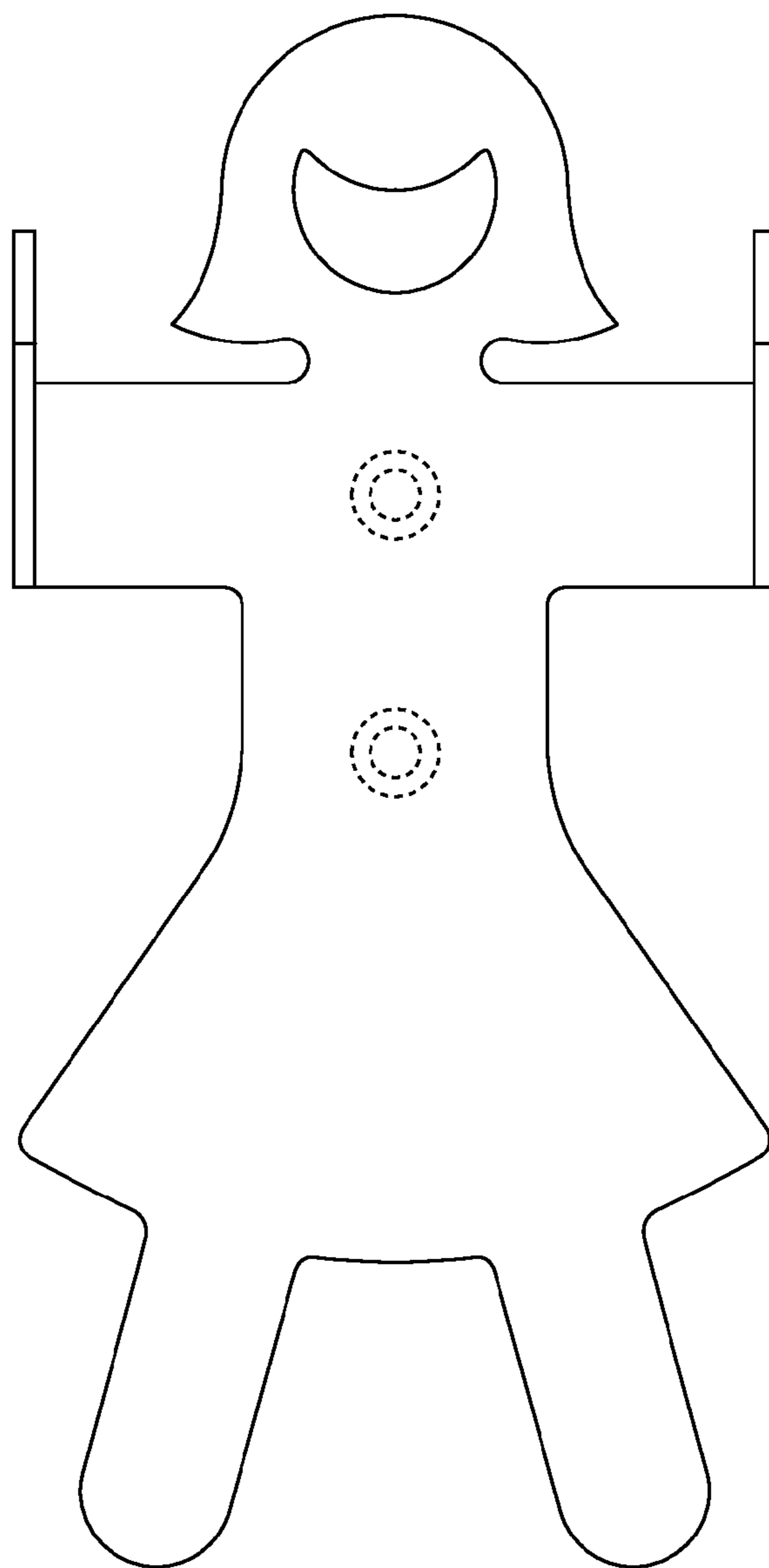


FIG. 2

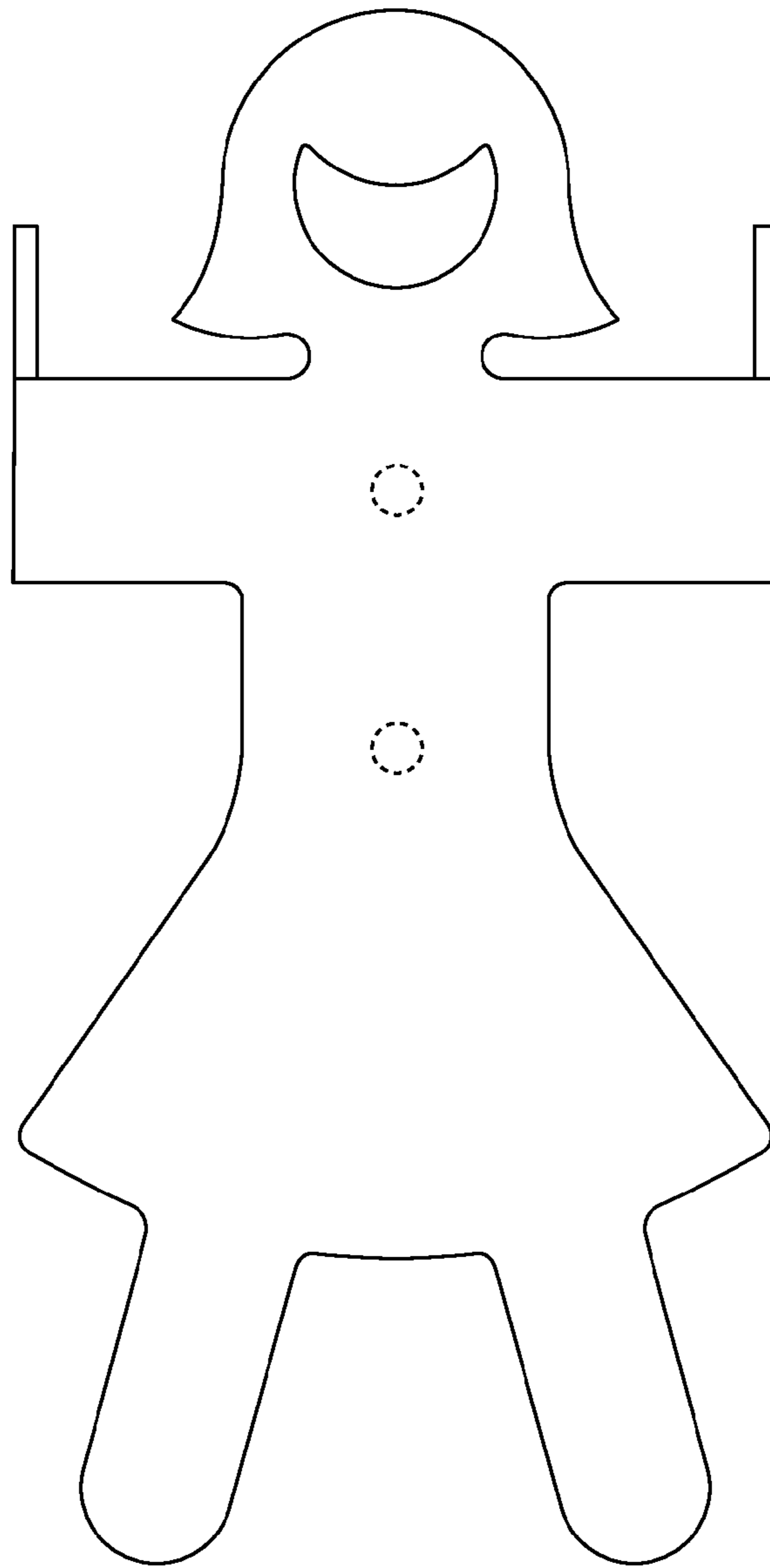


FIG. 3




FIG. 4

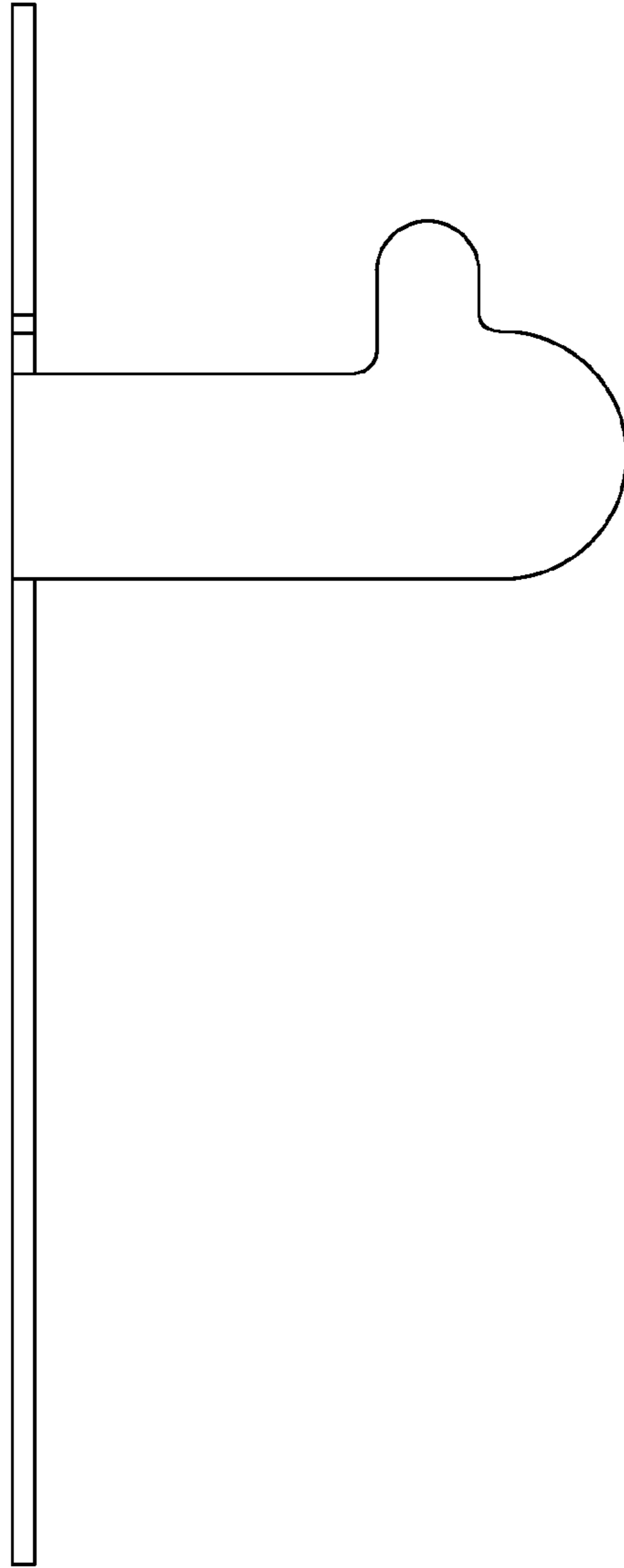


FIG. 5




FIG. 6




FIG. 7