



US00D703027S

(12) **United States Design Patent**  
**Vick et al.**

(10) **Patent No.:** **US D703,027 S**  
(45) **Date of Patent:** **\*\* Apr. 22, 2014**

(54) **STRAP CONNECTOR**

(71) Applicant: **Southern Bracing Systems Enterprises, LLC**, Armuchee, GA (US)

(72) Inventors: **Wayne E. Vick**, Armuchee, GA (US);  
**David W. Vick**, Armuchee, GA (US);  
**Clayton D. Vick**, Rome, GA (US);  
**Joseph David Hawks**, Powder Springs, GA (US); **Eddie R. Shockley**, Kingston, GA (US); **John Forcier**, Rome, GA (US)

(73) Assignee: **Southern Bracing Systems Enterprises, LLC**, Armuchee, GA (US)

(\*\*) Term: **14 Years**

(21) Appl. No.: **29/460,607**

(22) Filed: **Jul. 12, 2013**

**Related U.S. Application Data**

(63) Continuation of application No. 29/437,586, filed on Nov. 19, 2012, now Pat. No. Des. 686,906.

(51) **LOC (10) Cl.** ..... **08-05**

(52) **U.S. Cl.**  
USPC ..... **D8/356**

(58) **Field of Classification Search**  
USPC ..... D8/356, 367, 354, 349, 394, 373;  
D24/128; D25/99; 24/455; 248/62, 63,  
248/65, 74.1, 74.2, 75, 313, 316.1, 229.26;  
D11/218; 410/97

See application file for complete search history.

(56) **References Cited**

**U.S. PATENT DOCUMENTS**

77,918 A 5/1868 Roland  
278,097 A 5/1883 Collins  
761,038 A 5/1904 Edgerton

873,445 A 12/1907 Maltby  
2,224,773 A 12/1940 Shaulson  
2,260,060 A 10/1941 Shaulson  
2,269,696 A 1/1942 Shaulson  
3,173,539 A 3/1965 Looker  
3,478,394 A 11/1969 Davis  
4,470,176 A 9/1984 Vermeulen et al.

(Continued)

**OTHER PUBLICATIONS**

Design U.S. Appl. No. 29/437,586, Notice of Allowance mailed Apr. 2, 2013 (9 pages).

(Continued)

*Primary Examiner* — Cynthia Underwood

(74) *Attorney, Agent, or Firm* — Kilpatrick Townsend & Stockton LLP

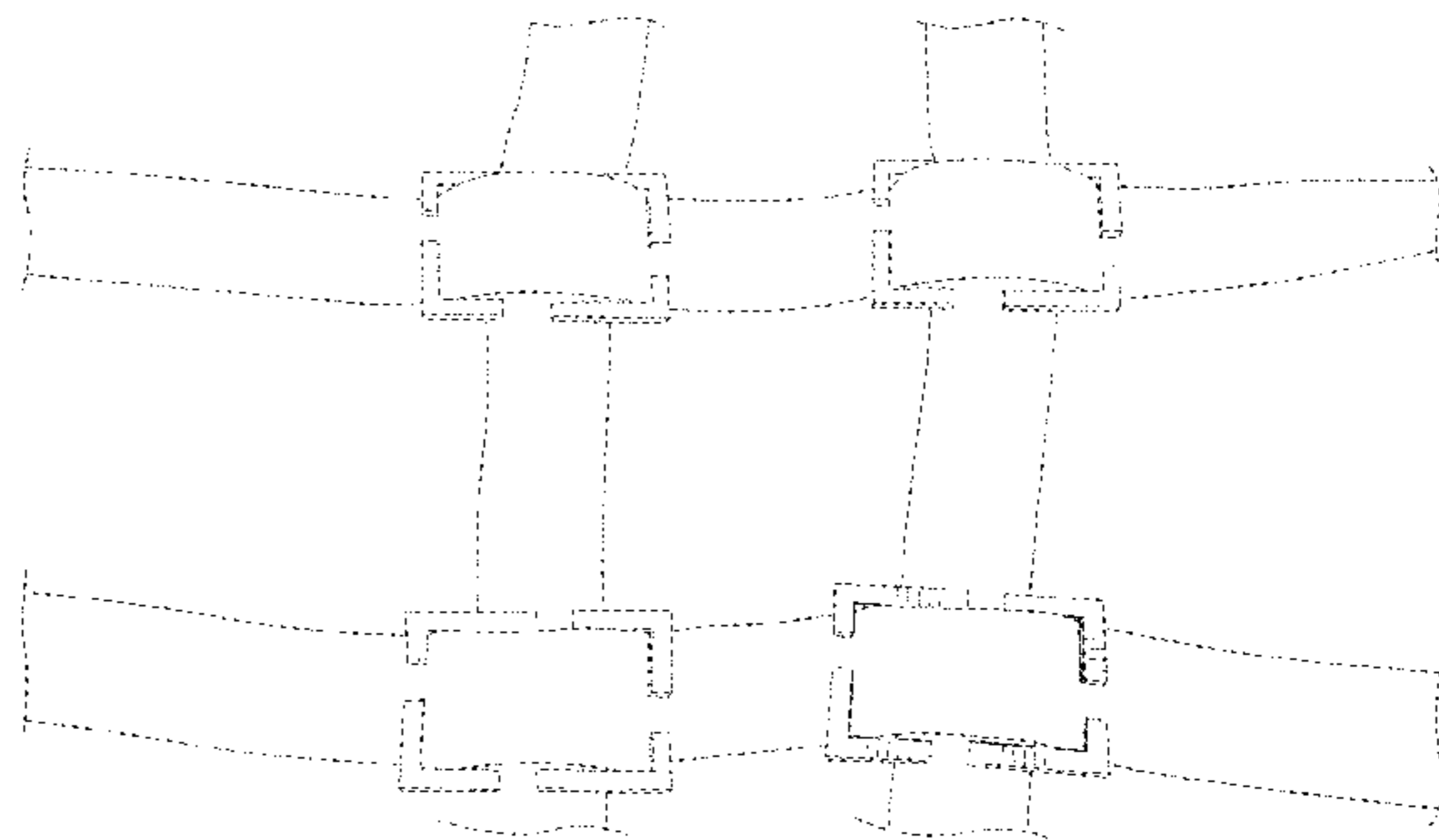
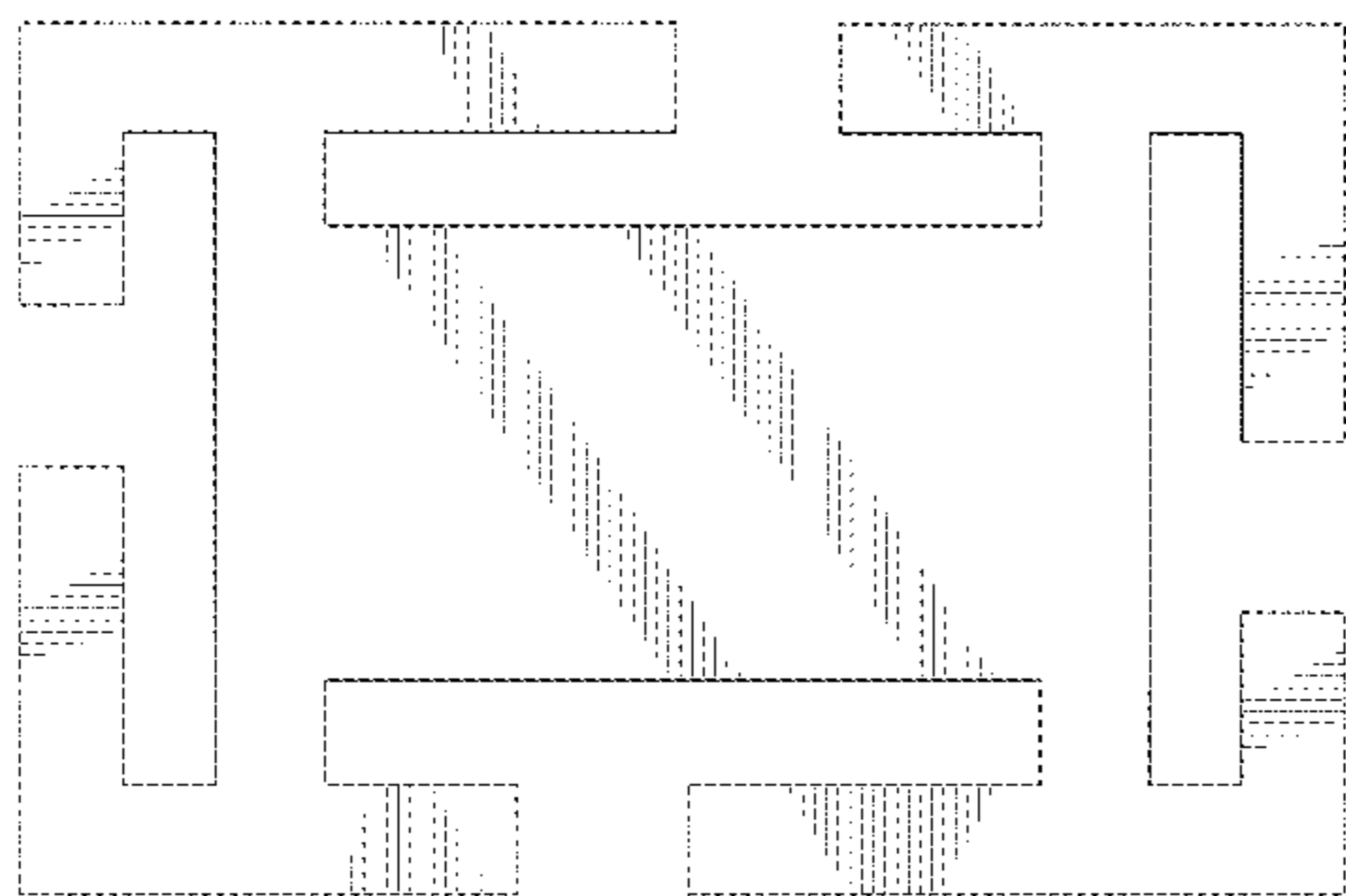
(57) **CLAIM**

The ornamental design for a strap connector, as shown and described.

**DESCRIPTION**

FIG. 1 is a top plan view of a strap connector.  
FIG. 2 is a front elevation view of the strap connector of FIG. 1;  
FIG. 3 is a right side elevation view of the strap connector of FIG. 1, the left side elevation view being identical to the right side elevation view.  
FIG. 4 is a bottom plan view of the strap connector of FIG. 1.  
FIG. 5 is a perspective view of the strap connector of FIG. 1; and,  
FIG. 6 is a perspective view of the strap connector of FIG. 1 shown reduced in scale and in an environment of use with other strap connectors and straps.  
The broken lines are included for the purpose of illustrating unclaimed environment and unclaimed portions of the strap connector.

**1 Claim, 4 Drawing Sheets**



(56)

**References Cited**

U.S. PATENT DOCUMENTS

D284,299 S 6/1986 Auerbach et al.  
 5,242,237 A 9/1993 Wagner  
 D347,989 S 6/1994 DeWard  
 5,632,068 A 5/1997 Riley et al.  
 D389,286 S 1/1998 Celestina-Krevh et al.  
 5,733,004 A 3/1998 Celestina-Krevh et al.  
 5,772,371 A 6/1998 Ackerman  
 7,143,708 B1\* 12/2006 Cimino ..... 114/219  
 D567,769 S 4/2008 Sinai  
 D584,596 S 1/2009 Doverspike  
 D591,200 S 4/2009 Freeman  
 7,549,262 B2 6/2009 Roessett et al.  
 D619,097 S 7/2010 McCarthy  
 D640,530 S \* 6/2011 Perez ..... D8/356  
 D646,151 S \* 10/2011 Potts et al. .... D8/367

D651,503 S 1/2012 Ellis  
 8,127,407 B2 3/2012 Wong et al.  
 D667,719 S 9/2012 Wong  
 D676,310 S 2/2013 Lowrance  
 D686,059 S \* 7/2013 Paik et al. .... D8/356  
 D686,906 S 7/2013 Vick et al.  
 D688,977 S \* 9/2013 Mohr ..... D11/218  
 D691,581 S \* 10/2013 Mercs et al. .... D14/205  
 D691,875 S \* 10/2013 Ganski ..... D8/356  
 D691,878 S \* 10/2013 Ganski ..... D8/356  
 D692,746 S \* 11/2013 Lawson et al. .... D8/394  
 2007/0209165 A1\* 9/2007 Sorensen et al. .... 24/130

OTHER PUBLICATIONS

U.S. Appl. No. 13/680,615, Non-Final Office Action mailed Oct. 22, 2013, 8 pages.

\* cited by examiner



FIG. 3

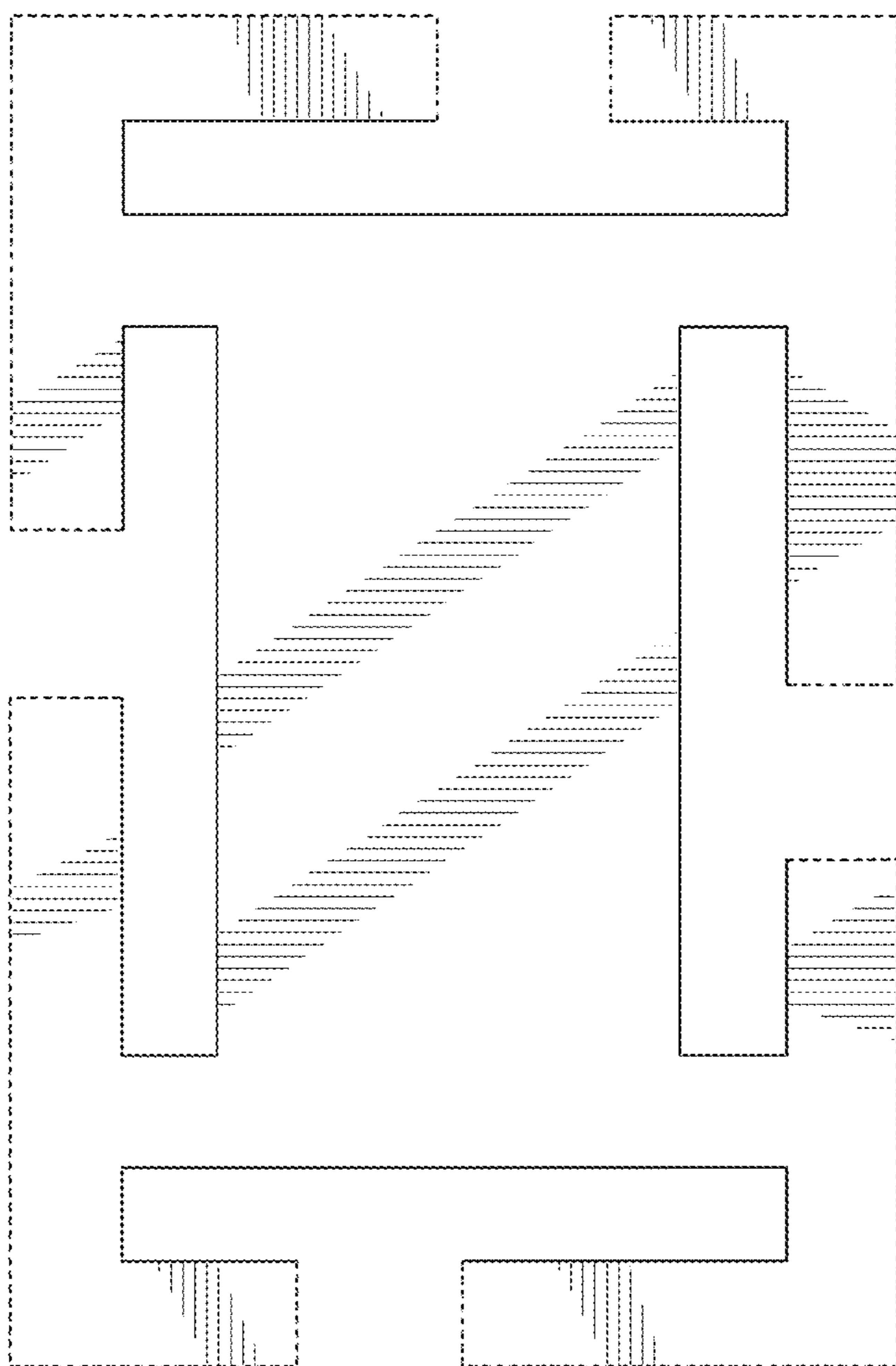


FIG. 1




FIG. 2

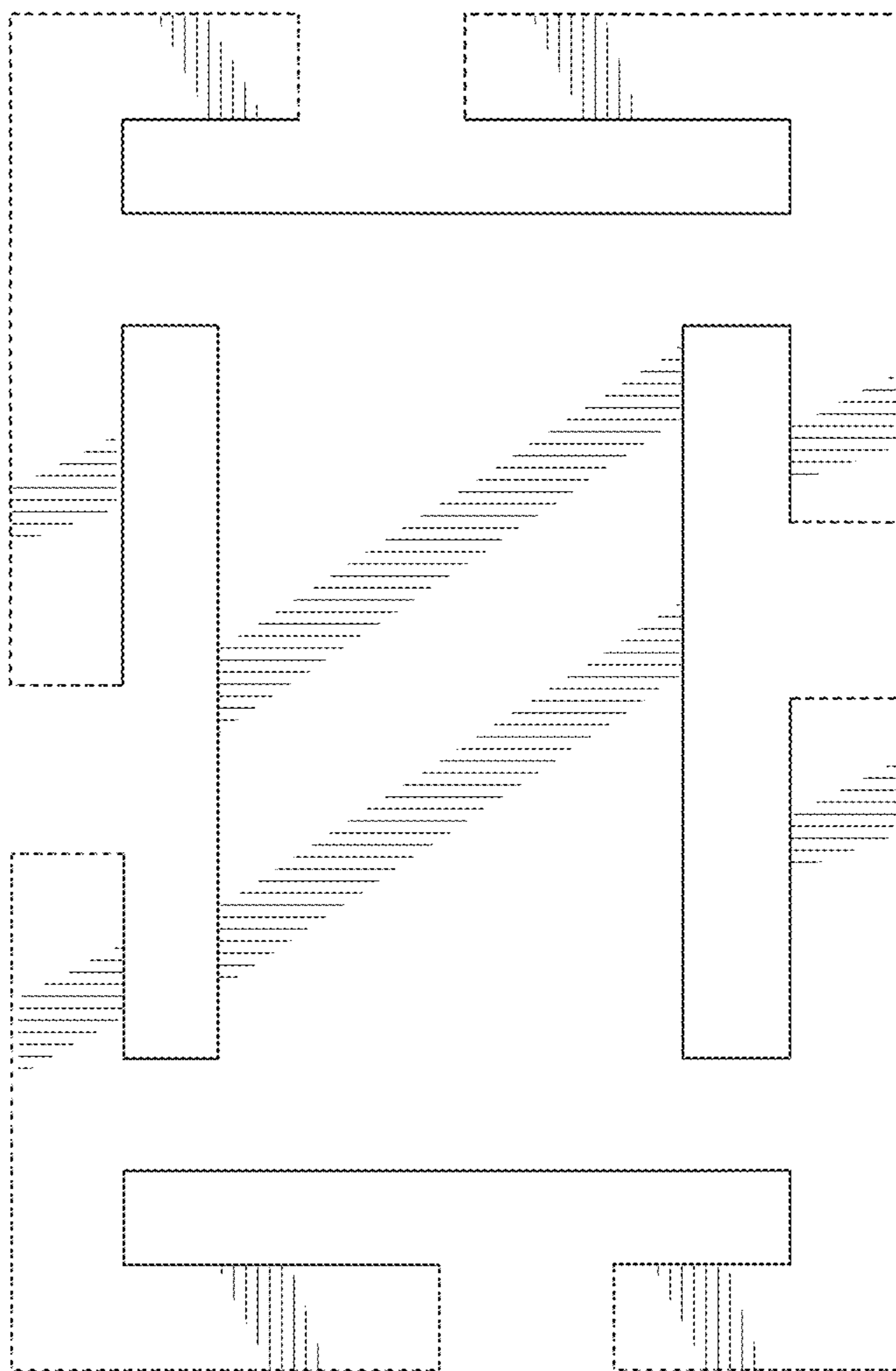


FIG. 4

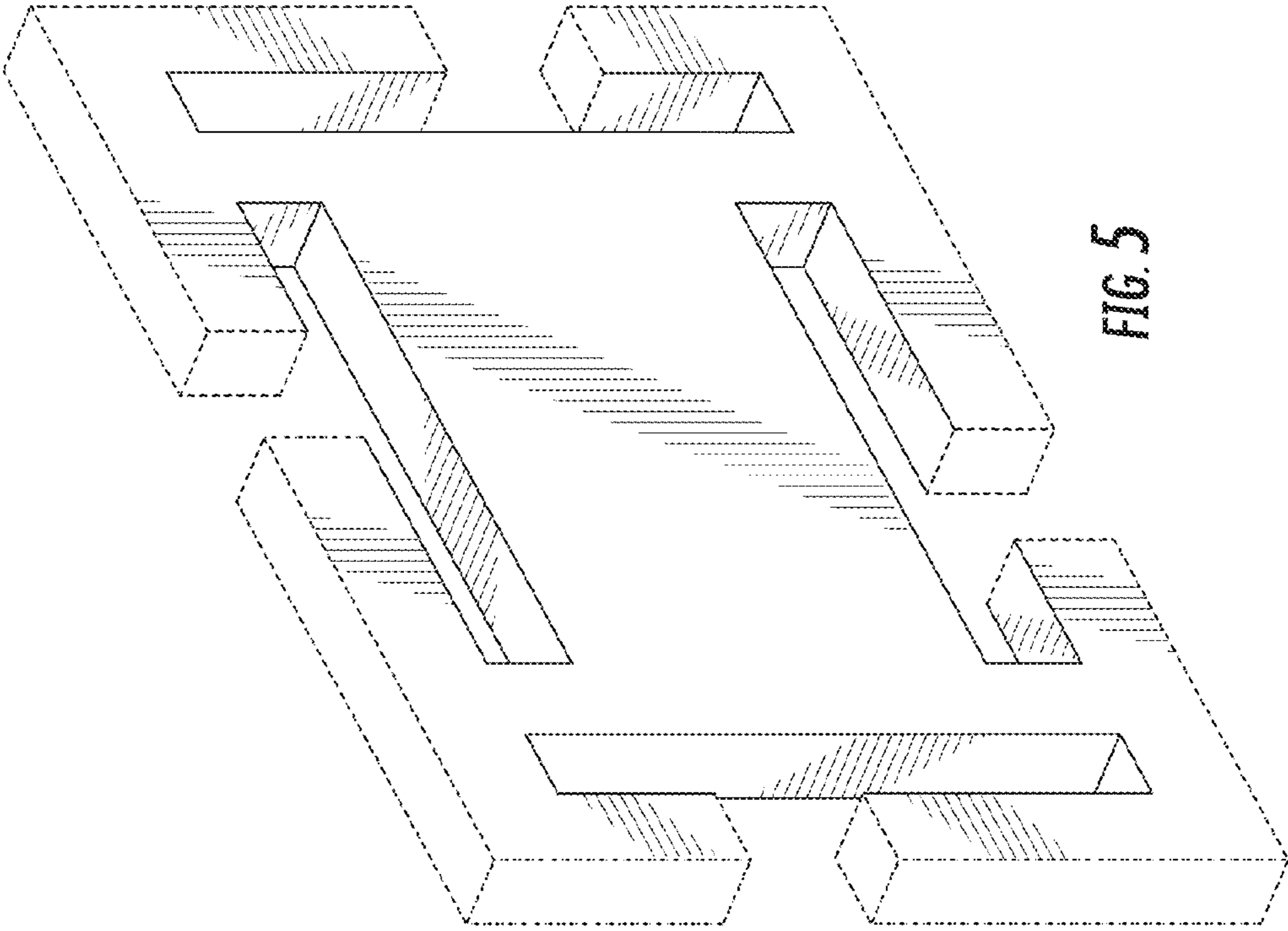


FIG. 5

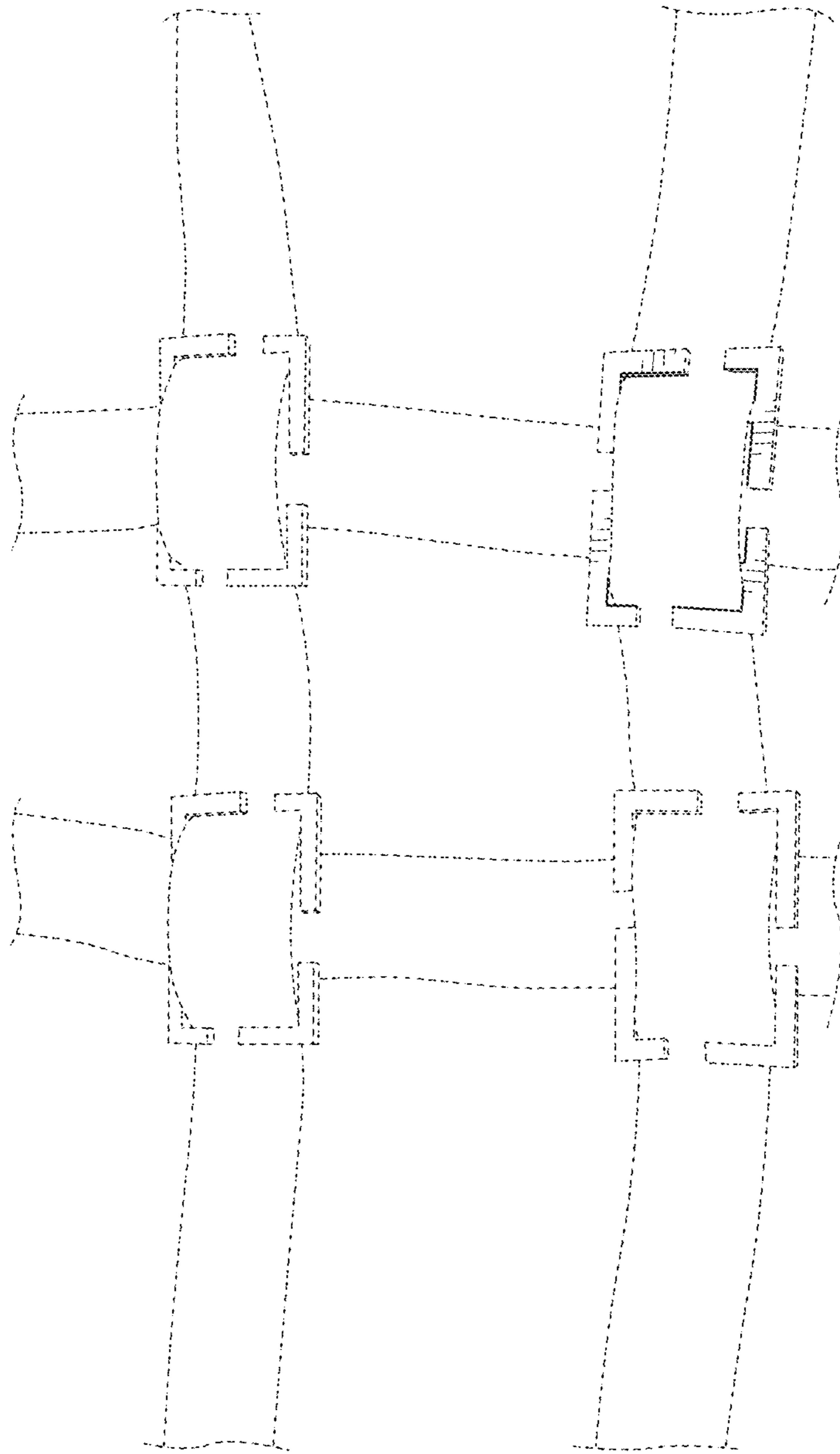


FIG. 6