



US00D703026S

(12) **United States Design Patent**
Wu

(10) **Patent No.:** **US D703,026 S**
(45) **Date of Patent:** **** Apr. 22, 2014**

(54) **ESCUTCHEON**

(71) Applicant: **Taiwan Fu Hsing Industrial Co., Ltd.**,
Kaohsiung (TW)

(72) Inventor: **Wen-Fa Wu**, Kaohsiung (TW)

(73) Assignee: **Taiwan Fu Hsing Industrial Co., Ltd.**,
Gangshan Dist., Kaohsiung (TW)

(**) Term: **14 Years**

(21) Appl. No.: **29/440,850**

(22) Filed: **Dec. 28, 2012**

(30) **Foreign Application Priority Data**

Nov. 15, 2012 (TW) 101306771

(51) **LOC (10) Cl.** **11-05**

(52) **U.S. Cl.**
USPC **D8/350; D8/352**

(58) **Field of Classification Search**
USPC D23/238–250, 252–255; D8/301, 310,
D8/350, 352, 303, 315–321, 349, 354, 363,
D8/373, 380, 331, 346, 330, 302, 341, 343,
D8/338; D6/546–550, 518–523, 524;
70/271, 277, 278.1, 284, 278.4, 285,
70/450; 340/5.21, 5.54, 5.65, 5.73, 5.81,
340/5.85; 4/671–678; 137/801, 615;
211/13.1, 16, 60.1, 100, 86.01, 87.01,
211/88.04, 105.1–105.2, 123, 182, 181.1;
248/175, 176.1, 251, 302, 309.1;
16/110.1, 412, 415; 242/570, 590,
242/595–598; 174/66; 292/357, 347

See application file for complete search history.

(56) **References Cited**

U.S. PATENT DOCUMENTS

D322,926 S * 1/1992 Kolada et al. D8/352
D331,797 S * 12/1992 Rosenbaum D23/249
D391,831 S * 3/1998 Doughty et al. D8/321
D396,267 S * 7/1998 Lobermeier D23/254
D400,652 S * 11/1998 Hart et al. D23/254

D402,008 S * 12/1998 Hill et al. D23/254
D402,010 S * 12/1998 Lord D23/254
D403,750 S * 1/1999 Fabian D23/254
D404,803 S * 1/1999 Lobermeier D23/254
D420,106 S * 2/2000 Green D23/254
D453,899 S * 2/2002 LaPlume et al. D8/352
D471,260 S * 3/2003 Otero D23/254
D476,722 S * 7/2003 Panis et al. D23/254
D486,559 S * 2/2004 Otero D23/254
D601,666 S * 10/2009 Tsai et al. D23/249
D643,514 S * 8/2011 Bauer D23/249

* cited by examiner

Primary Examiner — Mark Goodwin

(74) *Attorney, Agent, or Firm* — Winston Hsu; Scott Margo

(57) **CLAIM**

The ornamental design for an escutcheon, as shown and described.

DESCRIPTION

FIG. 1 is a perspective view of an escutcheon showing my new design;

FIG. 2 is a front view thereof;

FIG. 3 is a left side elevational view thereof, the right side elevational view of the escutcheon being a mirror image thereof;

FIG. 4 is a top plan view thereof, the bottom plant view of the escutcheon being a mirror image thereof;

FIG. 5 is a perspective view of the escutcheon, the handle is shown in dashed lines for illustrative purpose only and form no part of the present invention; and,

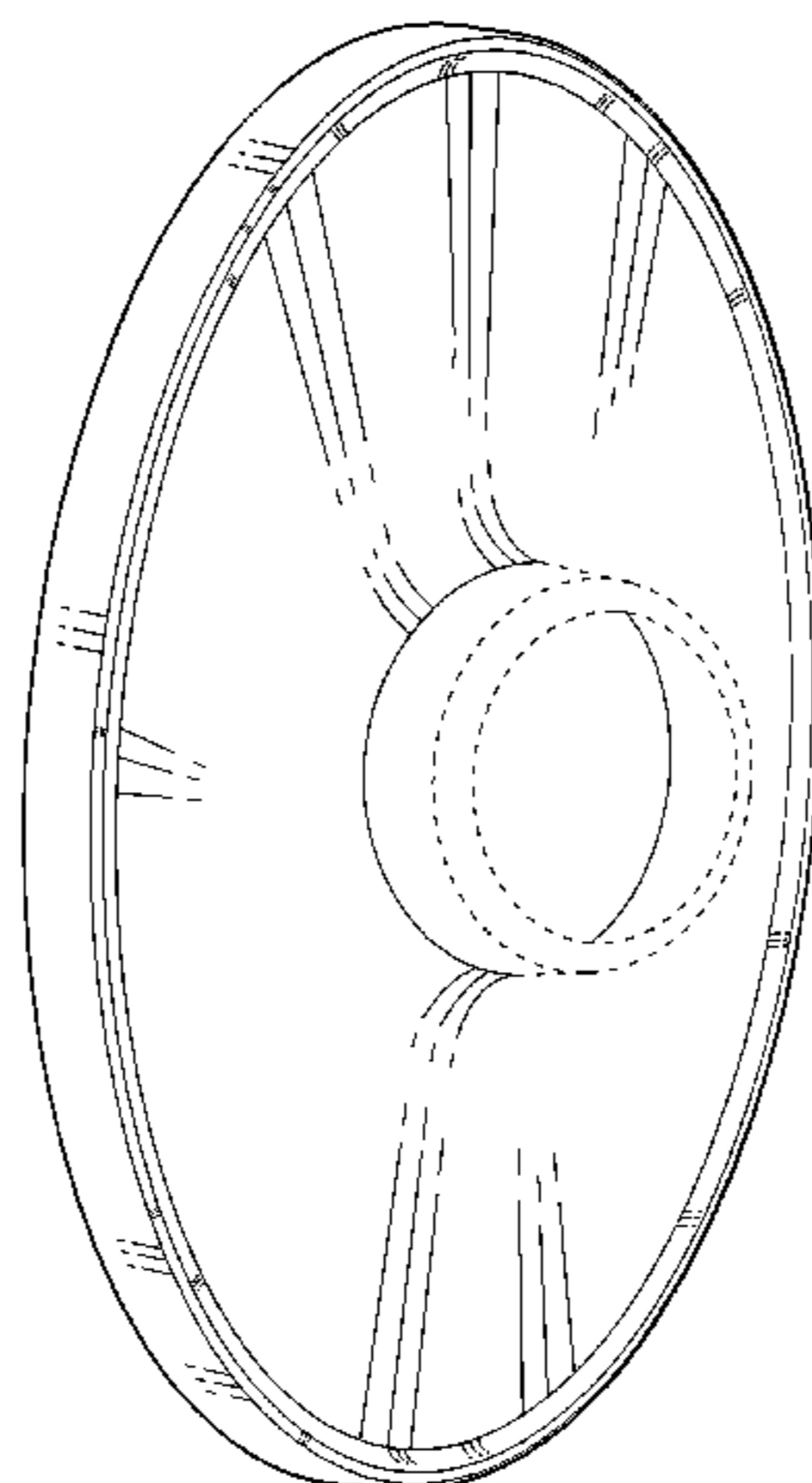
FIG. 6 is a perspective view of the escutcheon, the lock cylinder is shown in dashed lines for illustrative purpose only and form no part of the present invention.

The dashed lines showing of the escutcheon are for the purpose of illustrating and form no part of the claimed design.

Disclosure of only the surfaces of the escutcheon that are visible during use (no rear plan view or description necessary).

Disclosure of only one of mirror images of the escutcheon (no right side elevational view and bottom plan view or description necessary).

1 Claim, 6 Drawing Sheets



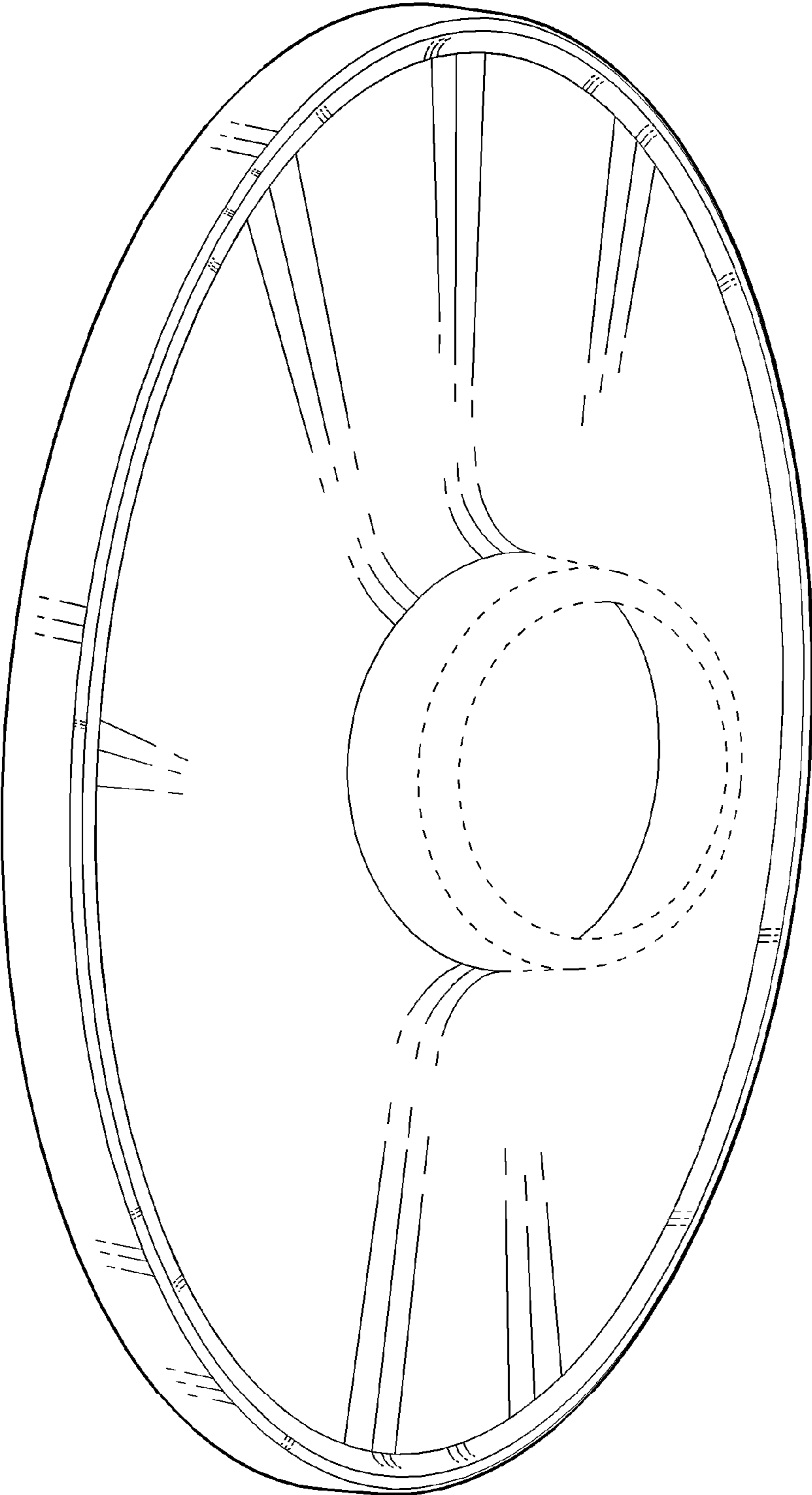


FIG. 1

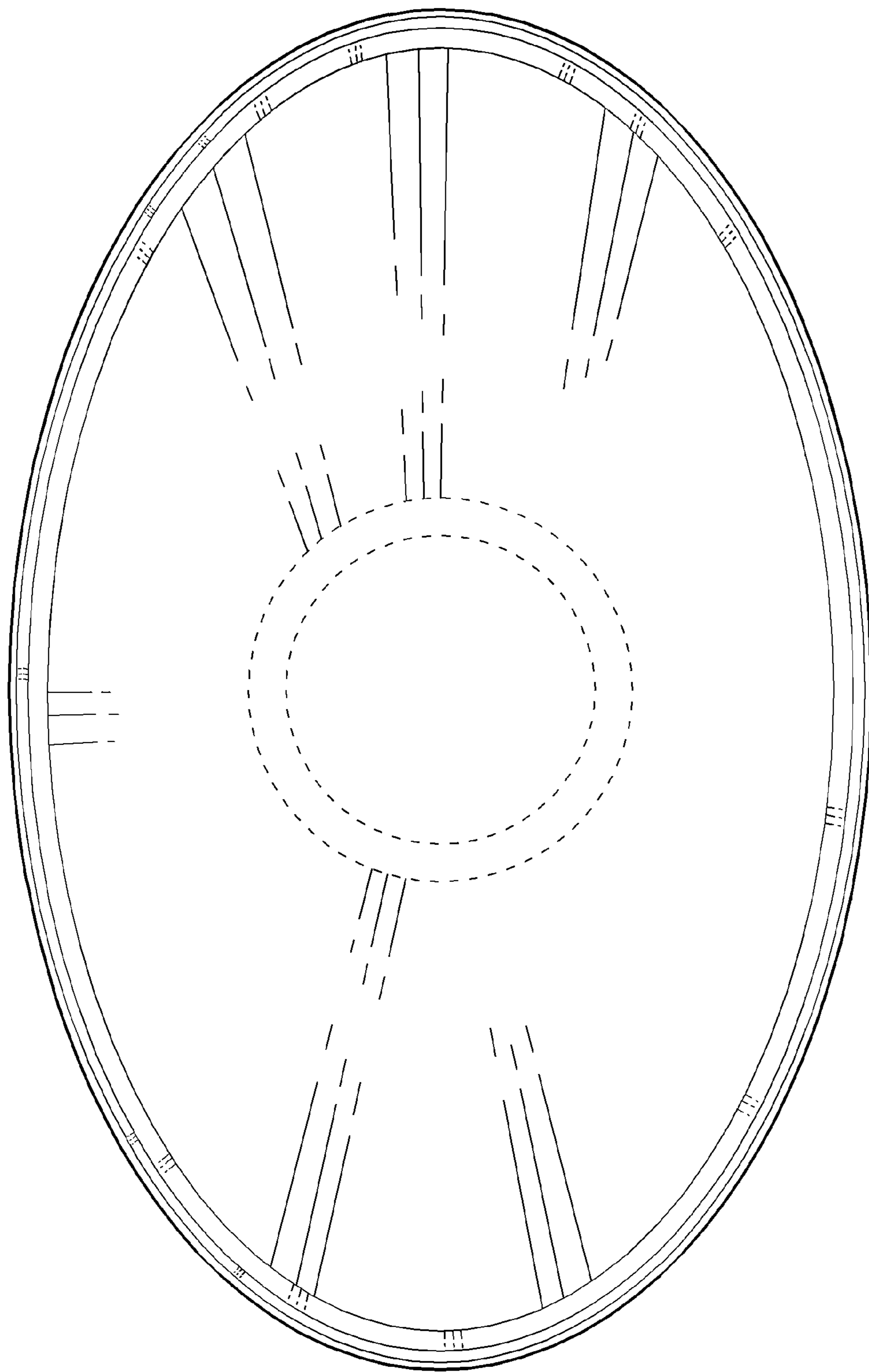


FIG. 2

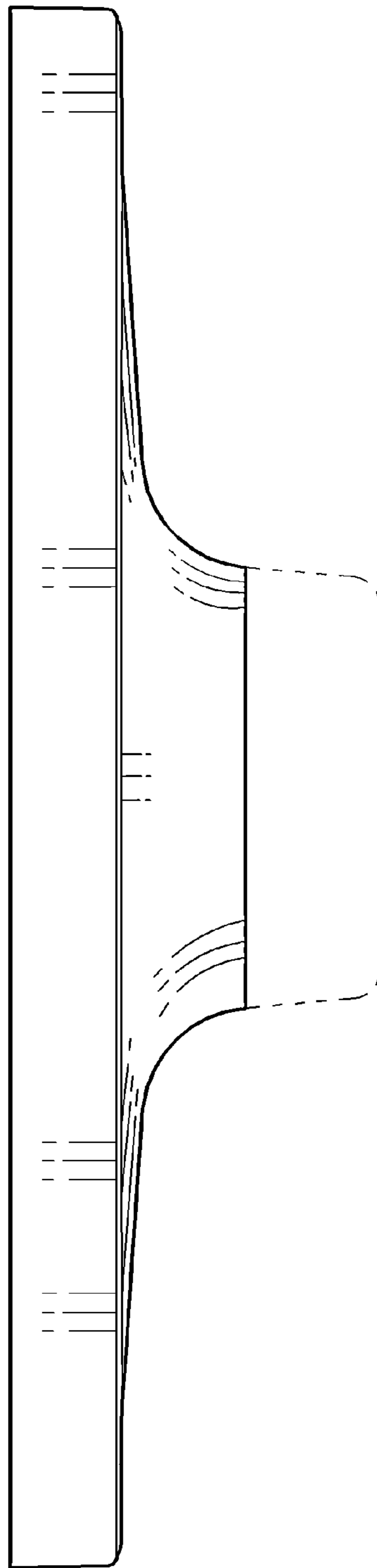


FIG. 3

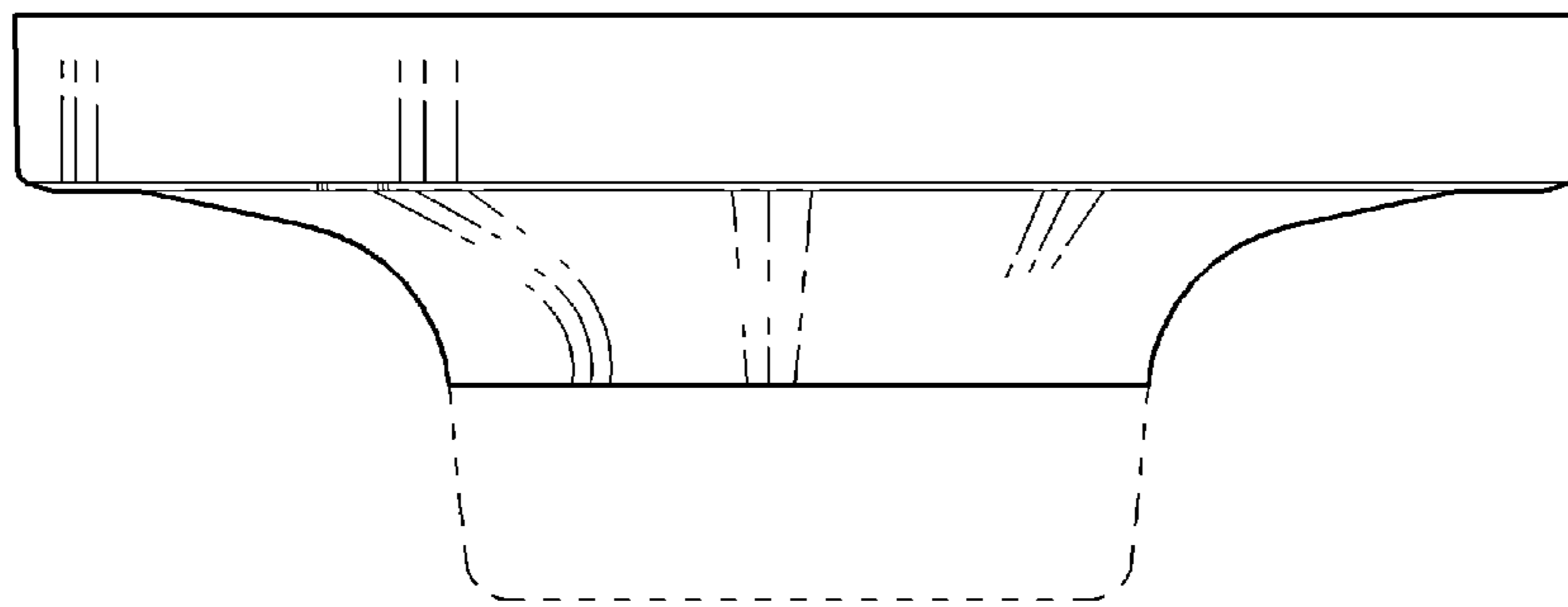


FIG. 4

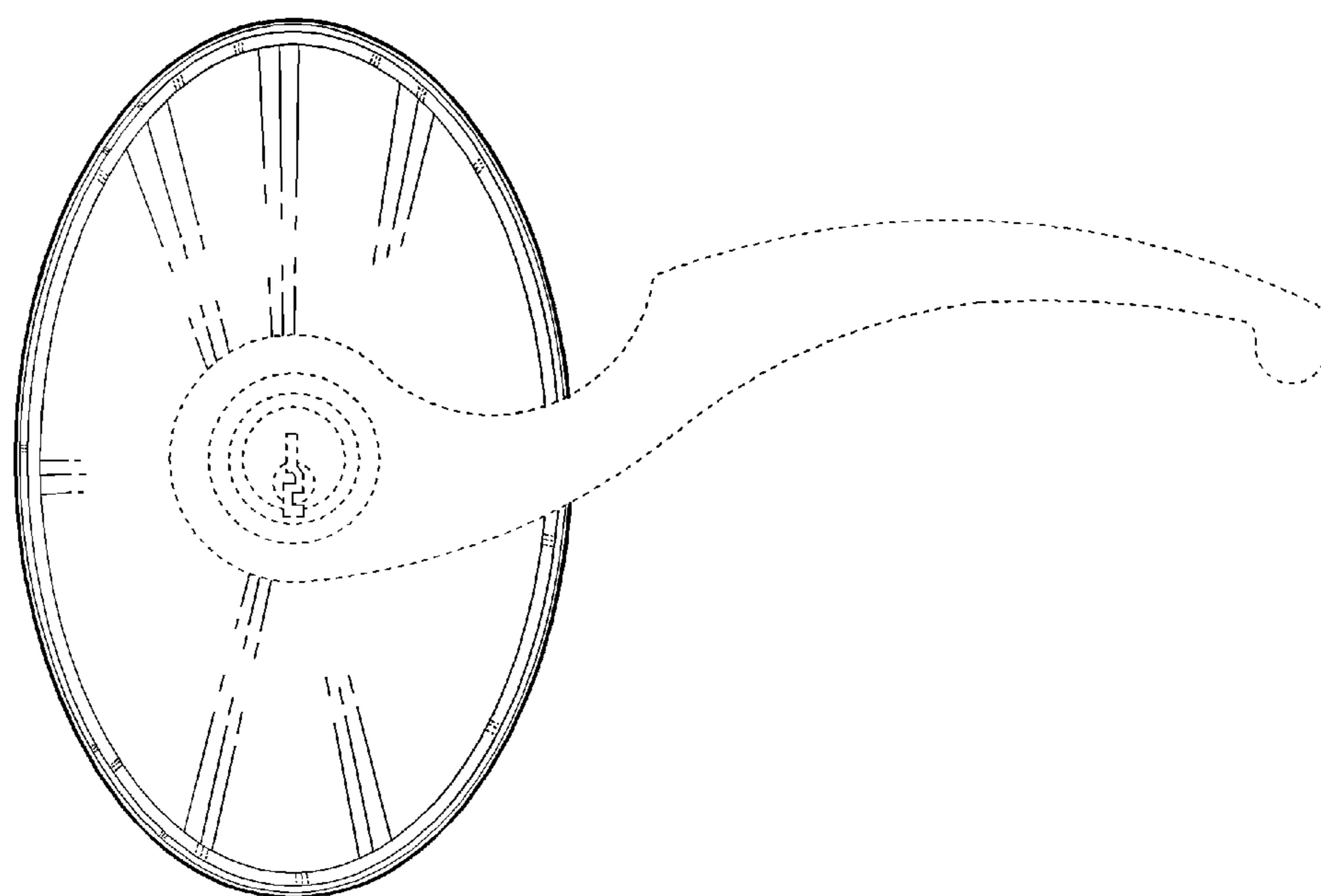


FIG. 5

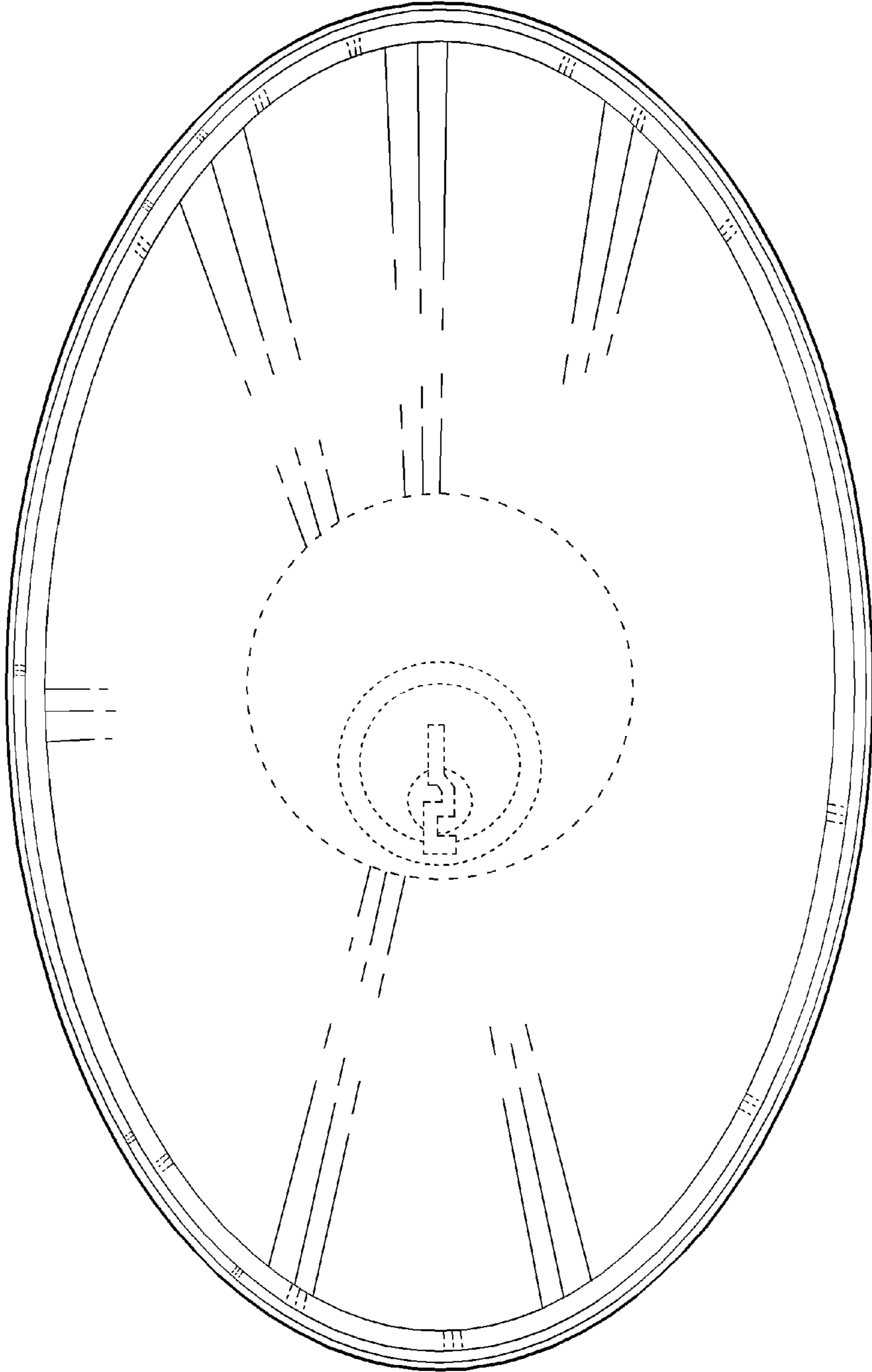


FIG. 6