



US00D703004S

(12) **United States Design Patent**  
**Tsai**

(10) **Patent No.:** **US D703,004 S**  
(45) **Date of Patent:** **\*\* Apr. 22, 2014**

(54) **DRAWER FOR HOLDING BEVERAGE CUP**

312/323, 330.1, 334.1, 334.27, 408,  
312/410, 334.44; 220/485

(71) Applicant: **Dongguan Master United Plastics & Hardware Products Co., Ltd.,**  
Dongguan (CN)

See application file for complete search history.

(72) Inventor: **Tsung-Yu Tsai,** Changhua (TW)

(56) **References Cited**

(73) Assignee: **Dongguan Master United Plastic & Hardware Products Co., Ltd.,**  
Dongguan, Guangdong Province (CN)

U.S. PATENT DOCUMENTS

(\*\*) Term: **14 Years**

2,161,629	A *	6/1939	McCord	.....	211/126.1
2,492,081	A *	12/1949	Williams	.....	414/675
3,211,290	A *	10/1965	Strickling	.....	209/522
4,789,601	A *	12/1988	Banes	.....	428/447
D307,997	S *	5/1990	Bernstein	.....	D7/707
D380,112	S *	6/1997	Peters	.....	D6/510
D628,445	S *	12/2010	Snider	.....	D7/600.1
D644,491	S *	9/2011	Snider	.....	D7/600.1
D650,636	S *	12/2011	Roth	.....	D7/600.1
D653,876	S *	2/2012	Snider	.....	D6/462
D659,481	S *	5/2012	Tiemann	.....	D7/600.1
D659,482	S *	5/2012	Snider	.....	D7/600.1

(21) Appl. No.: **29/447,037**

(22) Filed: **Feb. 28, 2013**

(51) **LOC (10) Cl.** ..... **07-06**

(52) **U.S. Cl.**

USPC ..... **D7/600.1**

(58) **Field of Classification Search**

USPC ..... D7/600, 600.1-600.4, 392, 397, 589,  
D7/590, 596, 597, 601, 602, 609, 610, 612,  
D7/614, 615, 620-623, 628-632, 637-641,  
D7/701-708, 708.1, 709, 710;  
D3/304-315, 317, 319, 302; D6/559,  
D6/560, 566, 567, 570, 571, 573, 574, 512,  
D6/705, 705.1, 705.2, 705.3, 705.4, 705.5,  
D6/705.6, 705.7, 706, 707, 707.1, 707.19,  
D6/707.15, 627, 628, 629, 631, 654,  
D6/654.11, 654.12, 654.13, 654.14,  
D6/654.15, 654.18, 654.19, 654.2, 654.22,  
D6/654.21, 655, 655.11, 655.12, 655.13,  
D6/655.14, 655.15, 655.17, 655.18,  
D6/655.19, 655.2, 655.22, 655.23, 691.9,  
D6/692.4, 692.5, 693.1, 693.2; D19/75,  
D19/77, 78, 83, 86, 92; 206/511, 557, 560,  
206/510, 513, 503; 211/1, 10, 13.1, 69.1,  
211/69.5, 70, 70.1, 70.6, 74, 77, 78, 85.1,  
211/85.2, 85.4, 85.5, 85.31, 126.9, 126.11,  
211/126.15, 129.1, 131.1, 133.2, 133.4,  
211/134, 133.5, 133.6, 181.1, 182;

(Continued)

*Primary Examiner* — Ian Simmons

*Assistant Examiner* — Shannon Morgan

(74) *Attorney, Agent, or Firm* — Muncy, Geissler, Olds & Lowe, P.C.

(57) **CLAIM**

The ornamental design for a drawer for holding beverage cup, as shown and described.

**DESCRIPTION**

FIG. 1 is a top, front, right perspective view showing my new design;

FIG. 2 is a front elevational view thereof;

FIG. 3 is a rear elevational view thereof;

FIG. 4 is a left side view thereof;

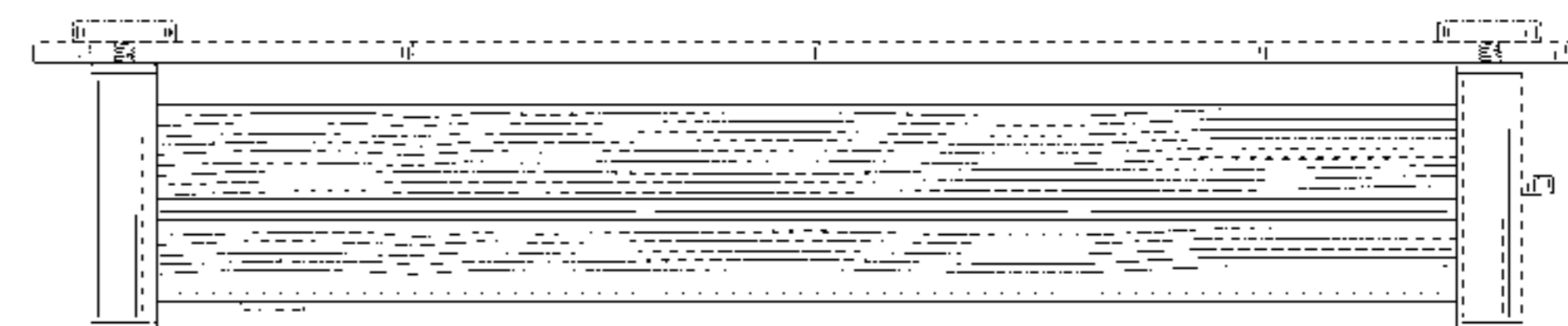
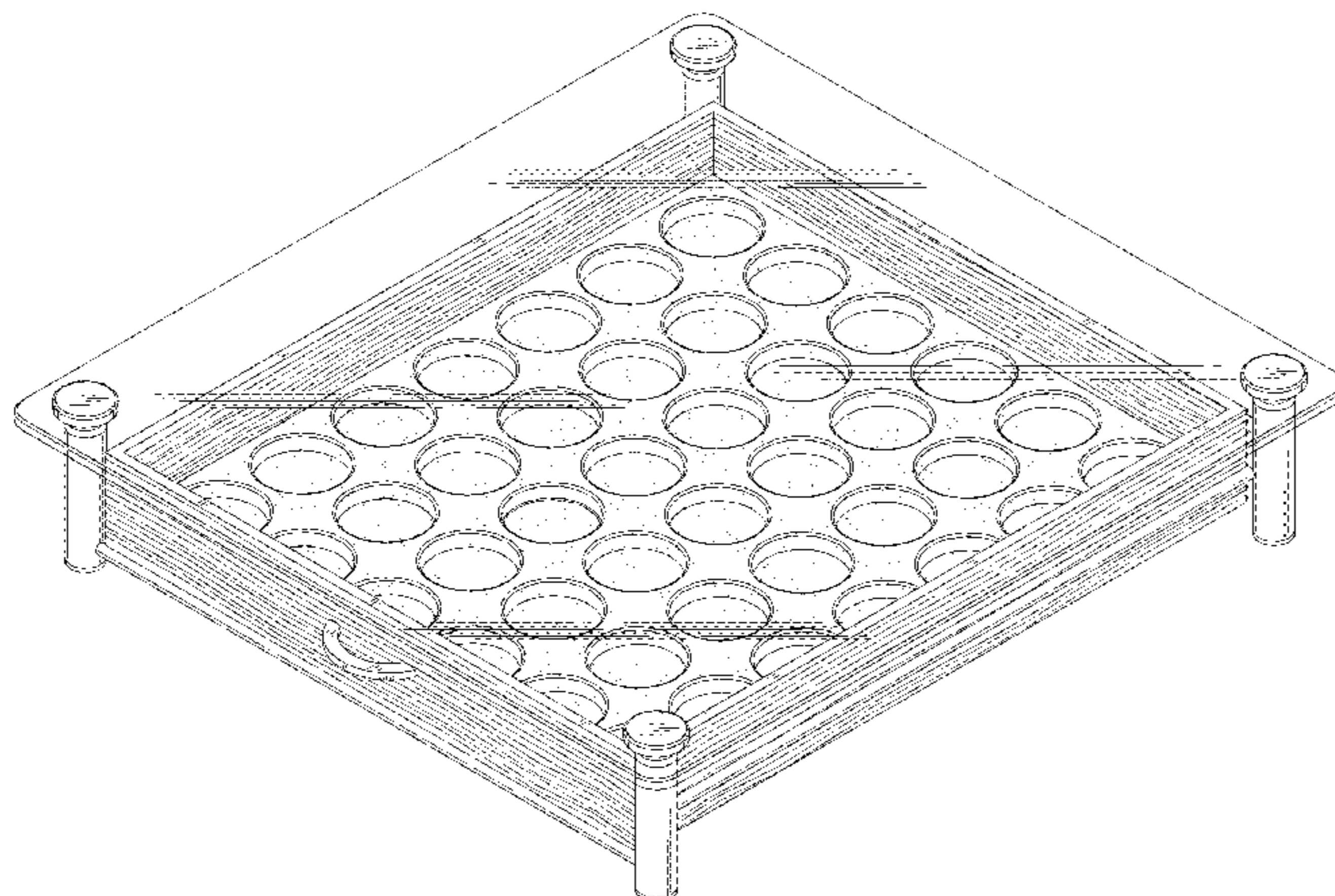
FIG. 5 is a right side view thereof;

FIG. 6 is a top plan view thereof; and,

FIG. 7 is a bottom plan view thereof.

The broken lines in FIGS. 2-5, and 7 of the drawer for holding beverage cup are for the purpose of illustrating environment, and form no part of the claimed design.

**1 Claim, 5 Drawing Sheets**



(56)

**References Cited**

U.S. PATENT DOCUMENTS

D660,088 S \* 5/2012 Tiemann ..... D7/600.1  
D661,950 S \* 6/2012 Greenwood ..... D7/590  
D661,951 S \* 6/2012 Tiemann ..... D7/600.1  
D665,230 S \* 8/2012 Snider ..... D7/600.1

D676,265 S \* 2/2013 Tawil ..... D6/705  
D676,715 S \* 2/2013 Tsai ..... D7/600.1  
D679,954 S \* 4/2013 Snider ..... D7/600.1  
D680,381 S \* 4/2013 Tsai ..... D7/600.1  
D681,398 S \* 5/2013 Tsai ..... D7/600.1  
D695,078 S \* 12/2013 Hertaus ..... D7/600.1

\* cited by examiner

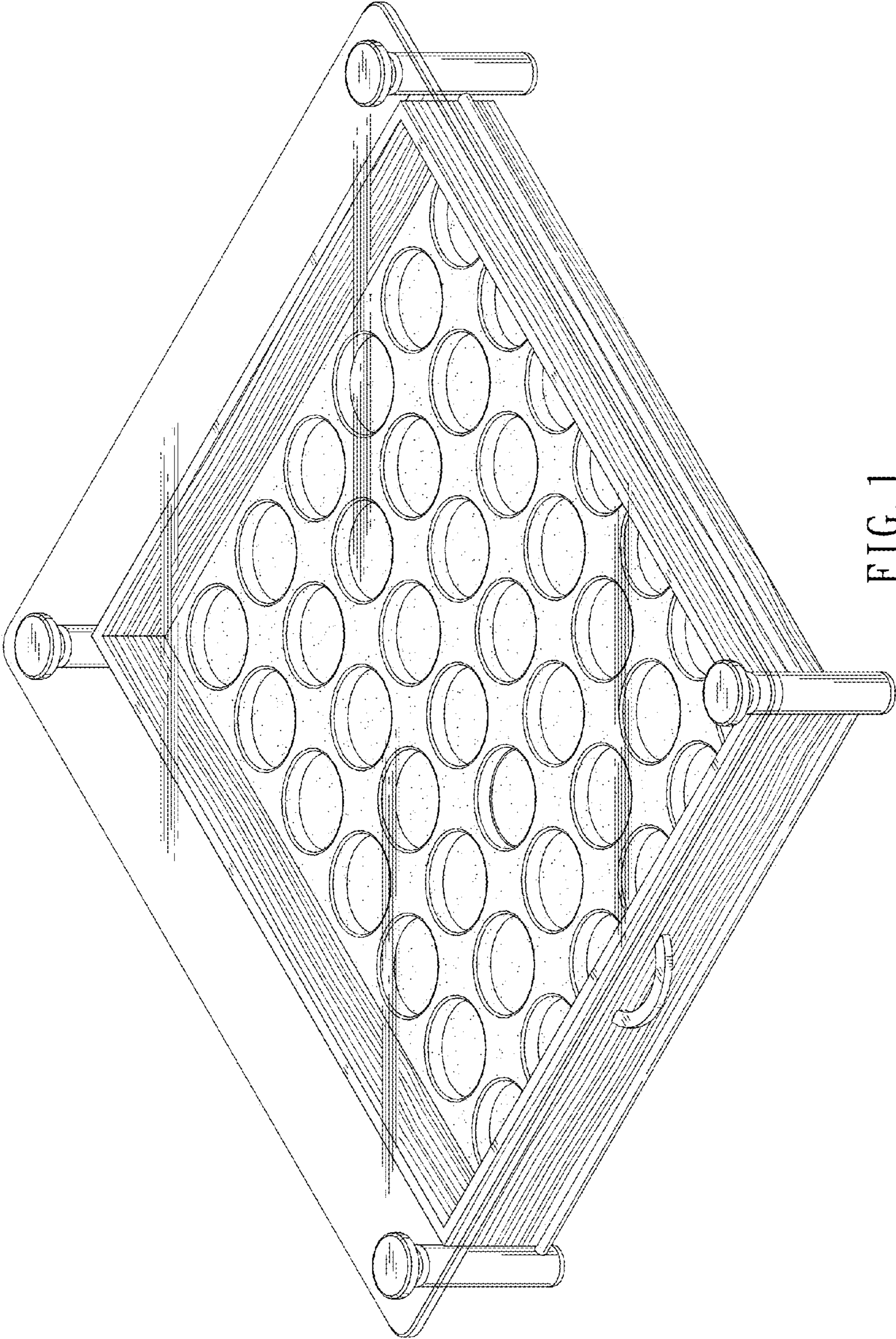


FIG. 1

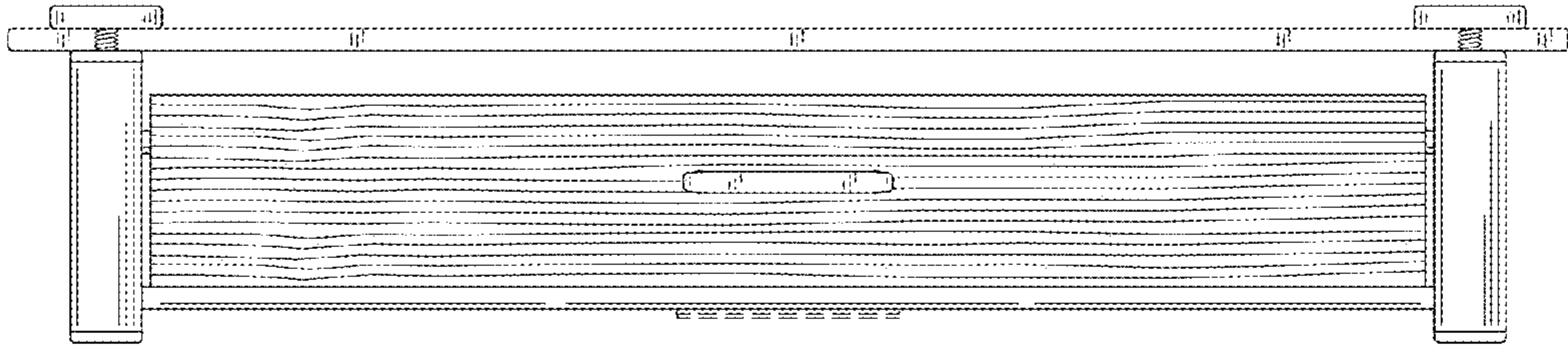


FIG. 2

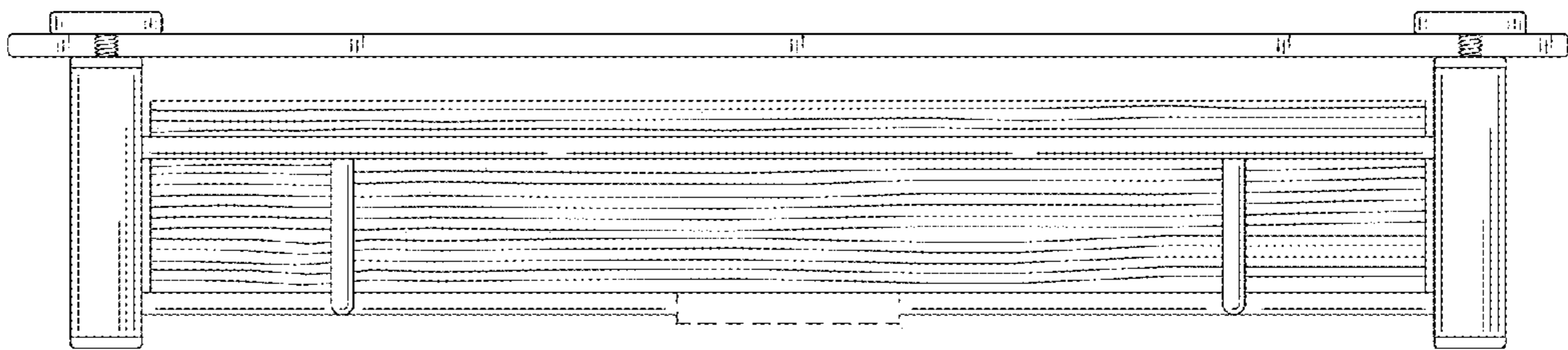


FIG. 3

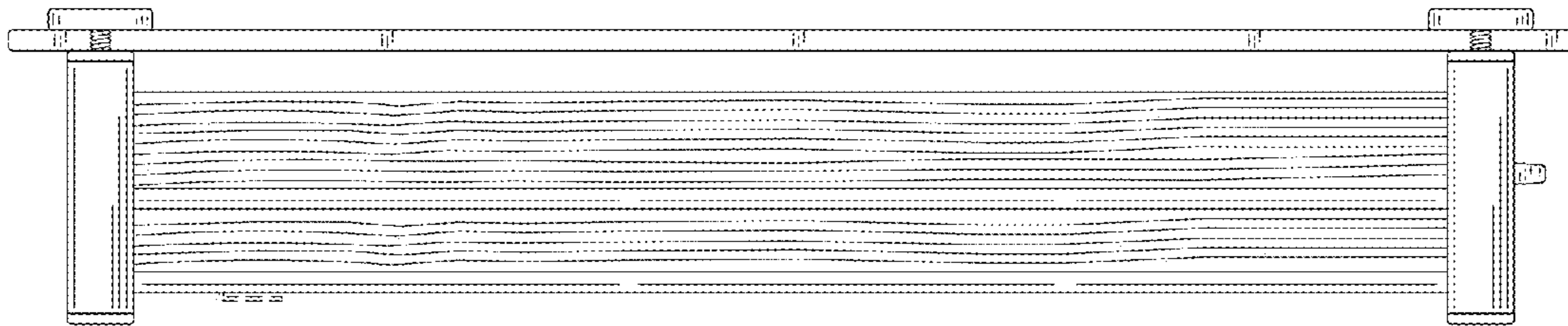


FIG. 4

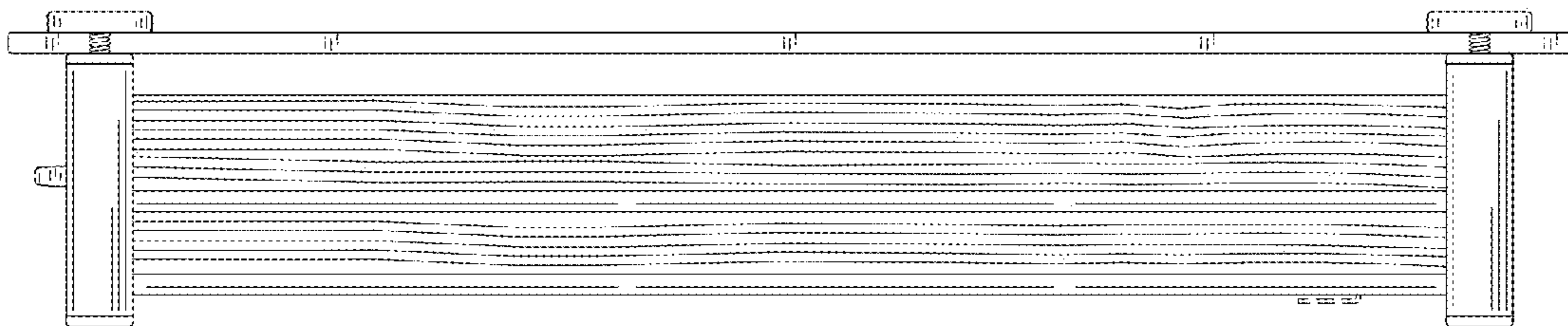


FIG. 5

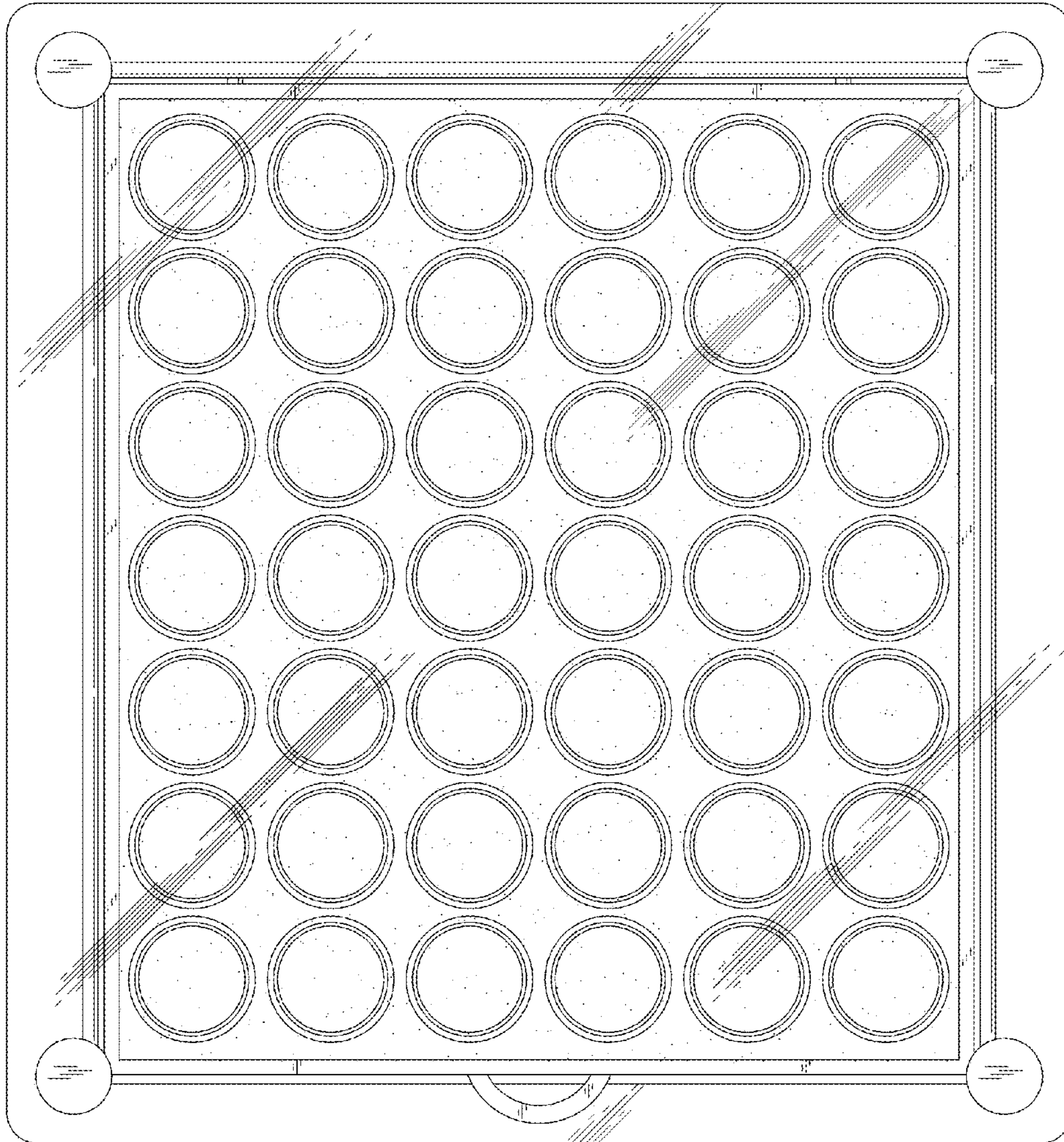


FIG. 6

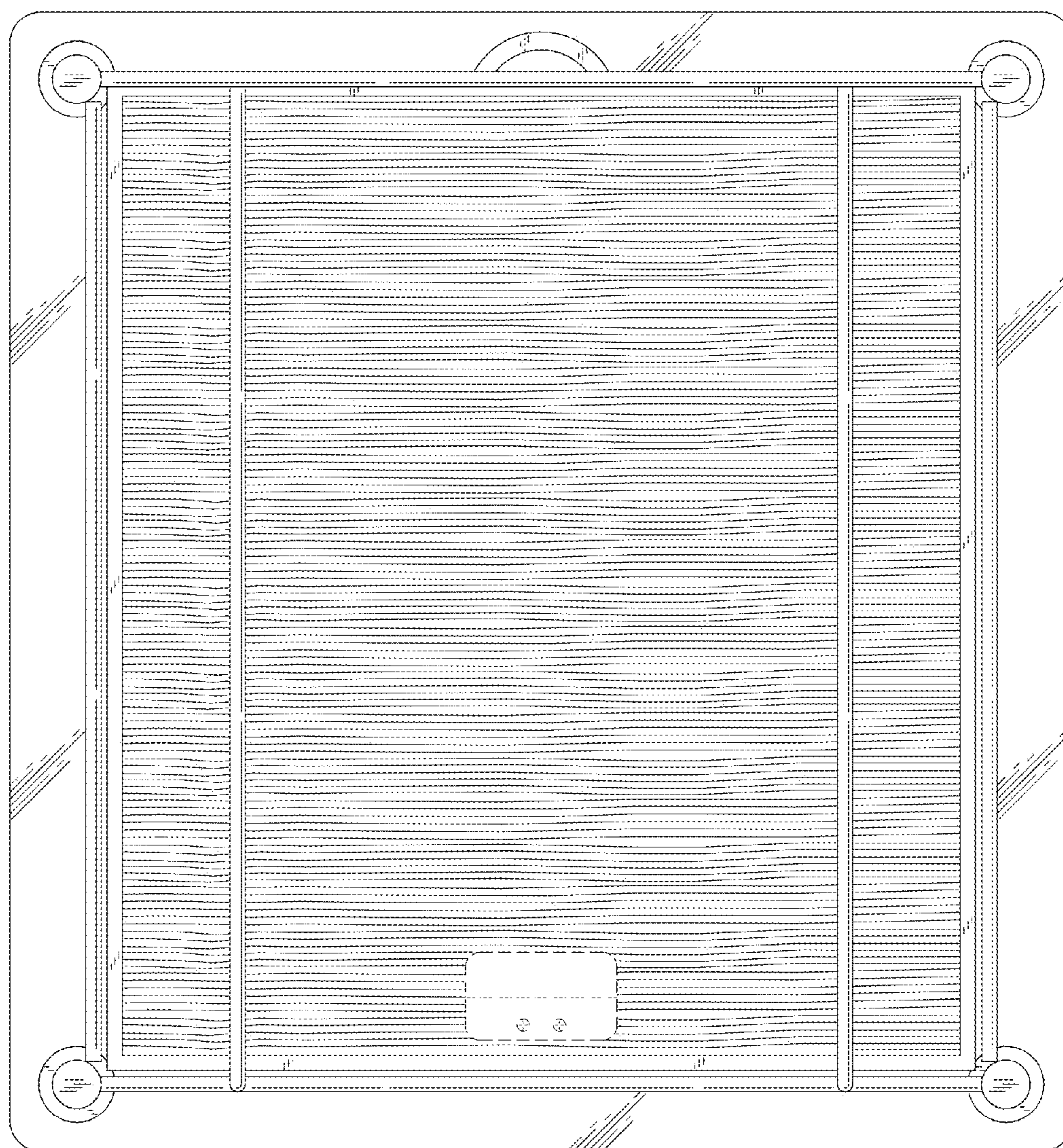


FIG. 7