



US00D703003S

(12) **United States Design Patent**
Tiemann

(10) **Patent No.:** **US D703,003 S**
(45) **Date of Patent:** **** Apr. 22, 2014**

(54) **DRAWER FOR HOLDING BEVERAGE CARTRIDGES**

312/323, 330.1, 334.1, 334.27, 408,
312/410, 334.44; 220/485

See application file for complete search history.

(71) Applicant: **Nifty Home Products, Inc.**, Madison
Lake, MN (US)

(56) **References Cited**

(72) Inventor: **Frank R. Tiemann**, Madison Lake, MN
(US)

U.S. PATENT DOCUMENTS

(73) Assignee: **Nifty Home Products, Inc.**, Madison
Lake, MN (US)

921,694 A	5/1909	Hall	
1,823,285 A *	9/1931	Petritsch	220/532
2,501,379 A *	3/1950	Cranston	206/509
2,530,220 A *	11/1950	Belcher	312/301
D176,591 S *	1/1956	Brown	D6/470
3,000,685 A *	9/1961	Gross	312/290
3,133,771 A *	5/1964	Dorman	312/107
D213,425 S *	3/1969	Hirota	D3/311

(**) Term: **14 Years**

(Continued)

(21) Appl. No.: **29/440,207**

Primary Examiner — Ian Simmons

(22) Filed: **Dec. 19, 2012**

Assistant Examiner — Shannon Morgan

(51) **LOC (10) Cl.** **07-06**

(74) *Attorney, Agent, or Firm* — Thomas J. Nikolai; Nikolai & Mersereau, P.A.

(52) **U.S. Cl.**

USPC **D7/600.1**

(58) **Field of Classification Search**

USPC D7/600, 600.1–600.4, 392, 397, 589,
D7/590, 596, 597, 601, 602, 609, 610, 612,
D7/614, 615, 620–623, 628–632, 637–641,
D7/701–708, 708.1, 709, 710;
D3/304–315, 317, 319, 302; D6/559,
D6/560, 566, 567, 570, 571, 573, 574, 512,
D6/705, 705.1, 705.2, 705.3, 705.4, 705.5,
D6/705.6, 705.7, 706, 707, 707.1, 707.19,
D6/707.15, 627, 628, 629, 631, 654,
D6/654.11, 654.12, 654.13, 654.14,
D6/654.15, 654.18, 654.19, 654.2, 654.22,
D6/654.21, 655, 655.11, 655.12, 655.13,
D6/655.14, 655.15, 655.17, 655.18,
D6/655.19, 655.2, 655.22, 655.23, 691.9,
D6/692.4, 692.5, 693.1, 693.2; D19/75,
D19/77, 78, 83, 86, 92; 206/511, 557, 560,
206/510, 513, 503; 211/1, 10, 13.1, 69.1,
211/69.5, 70, 70.1, 70.6, 74, 77, 78, 85.1,
211/85.2, 85.4, 85.5, 85.31, 126.9, 126.11,
211/126.15, 129.1, 131.1, 133.2, 133.4,
211/134, 133.5, 133.6, 181.1, 182;

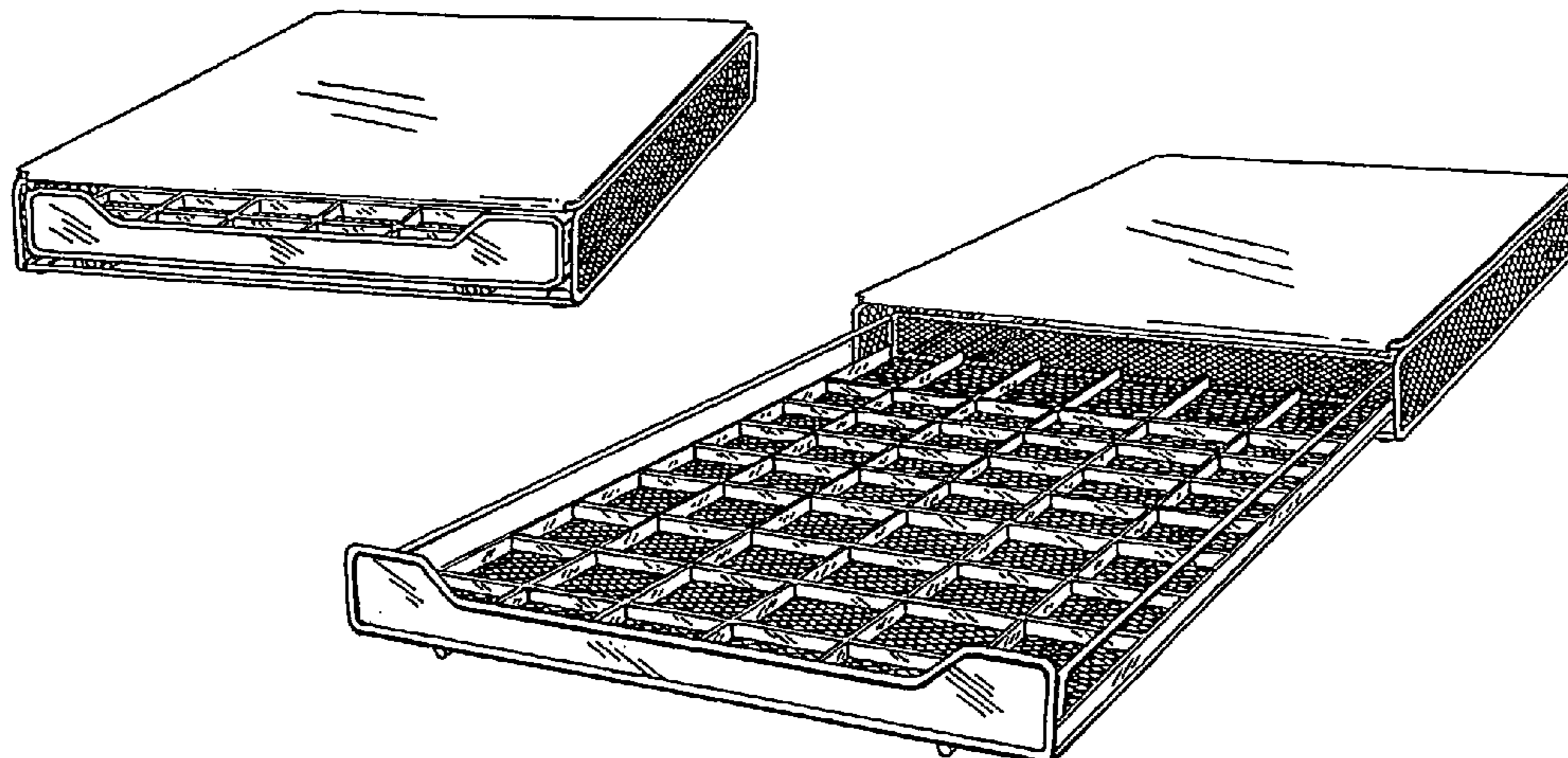
(57) **CLAIM**

The ornamental design for a drawer for holding beverage cartridges, as shown and described.

DESCRIPTION

FIG. 1 is a front, right perspective view of a drawer for holding beverage cartridges showing my new design;
FIG. 2 is a front, right perspective view shown open thereof;
FIG. 3 is a front, right perspective view shown open thereof;
FIG. 4 is a front elevational view thereof;
FIG. 5 is a left side elevational view thereof;
FIG. 6 is a rear elevational view thereof;
FIG. 7 is a right side elevational view thereof;
FIG. 8 is a top plan view thereof; and,
FIG. 9 is a bottom plan view thereof.
The broken lines in FIG. 3 of the drawer for holding beverage cartridges are for the purpose of illustrating environment, and form no part of the claimed design.

1 Claim, 4 Drawing Sheets



(56)

References Cited

U.S. PATENT DOCUMENTS

3,708,709 A * 1/1973 Morrison et al. 312/209
 4,065,021 A * 12/1977 Kedzierski 220/552
 4,531,645 A * 7/1985 Tisbo et al. 211/131.1
 4,648,524 A * 3/1987 Ackermann 220/507
 4,884,683 A * 12/1989 Ford 206/163
 D309,971 S * 8/1990 Quong D3/311
 5,197,626 A * 3/1993 Bernstein 220/507
 5,440,107 A * 8/1995 Phillips 235/10
 5,607,215 A * 3/1997 Pacetti et al. 312/348.3
 D433,711 S 11/2000 Andujar
 6,840,593 B2 1/2005 Remmers
 6,874,619 B1 * 4/2005 Hawkes 206/6.1
 D525,488 S 7/2006 McWhorter
 D547,094 S 7/2007 Klein et al.
 D628,444 S 12/2010 Snider

D628,445 S 12/2010 Snider
 D635,363 S 4/2011 Hertaus
 D635,765 S 4/2011 Hertaus
 D643,686 S 8/2011 Tiemann
 D644,069 S 8/2011 Tiemann
 D659,481 S 5/2012 Tiemann
 D660,088 S 5/2012 Tiemann
 D660,652 S 5/2012 Tiemann
 D661,951 S 6/2012 Tiemann
 D665,230 S * 8/2012 Snider D7/600.1
 D676,715 S * 2/2013 Tsai D7/600.1
 D679,954 S * 4/2013 Snider D7/600.1
 D680,380 S * 4/2013 Tiemann D7/600.1
 D682,039 S * 5/2013 Tiemann D7/600.4
 D686,464 S * 7/2013 Tiemann D7/600.1
 2005/0205578 A1 9/2005 Yeh
 2005/0217136 A1 * 10/2005 Blankenship et al. 34/406

* cited by examiner

FIG. 1

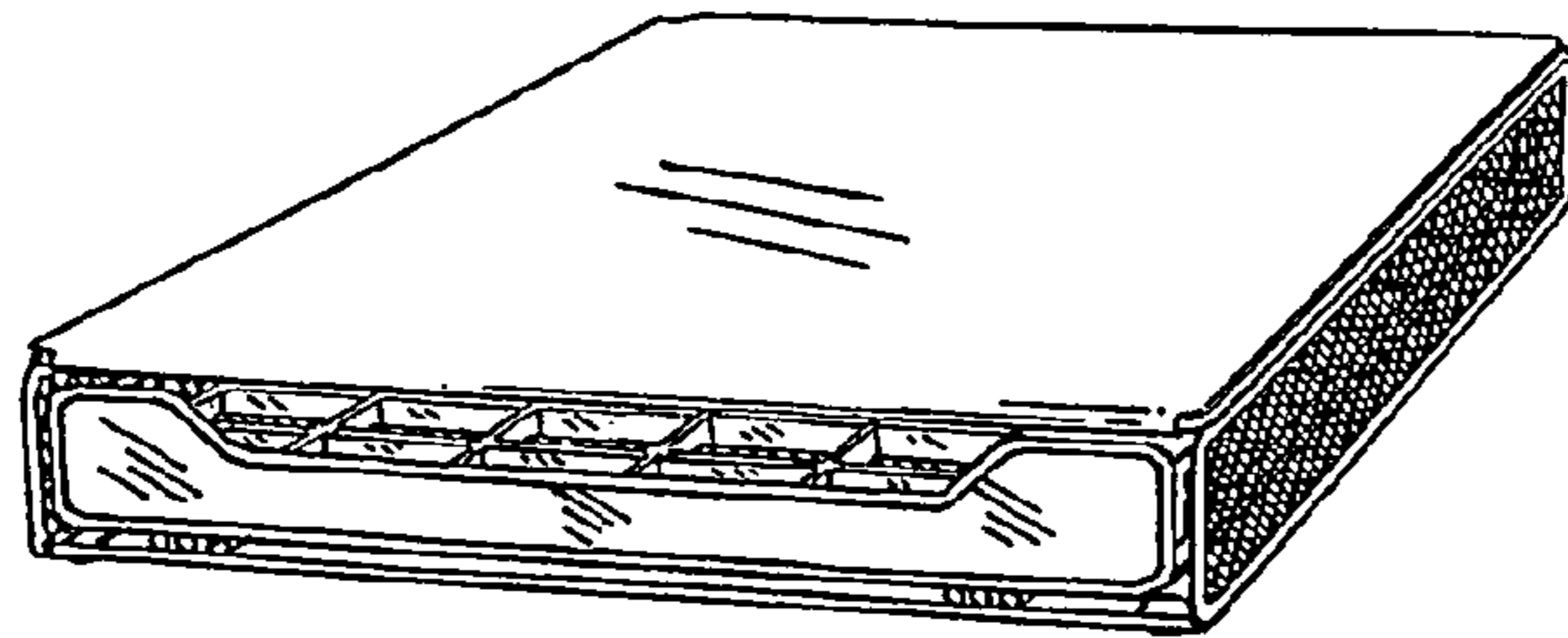


FIG. 2

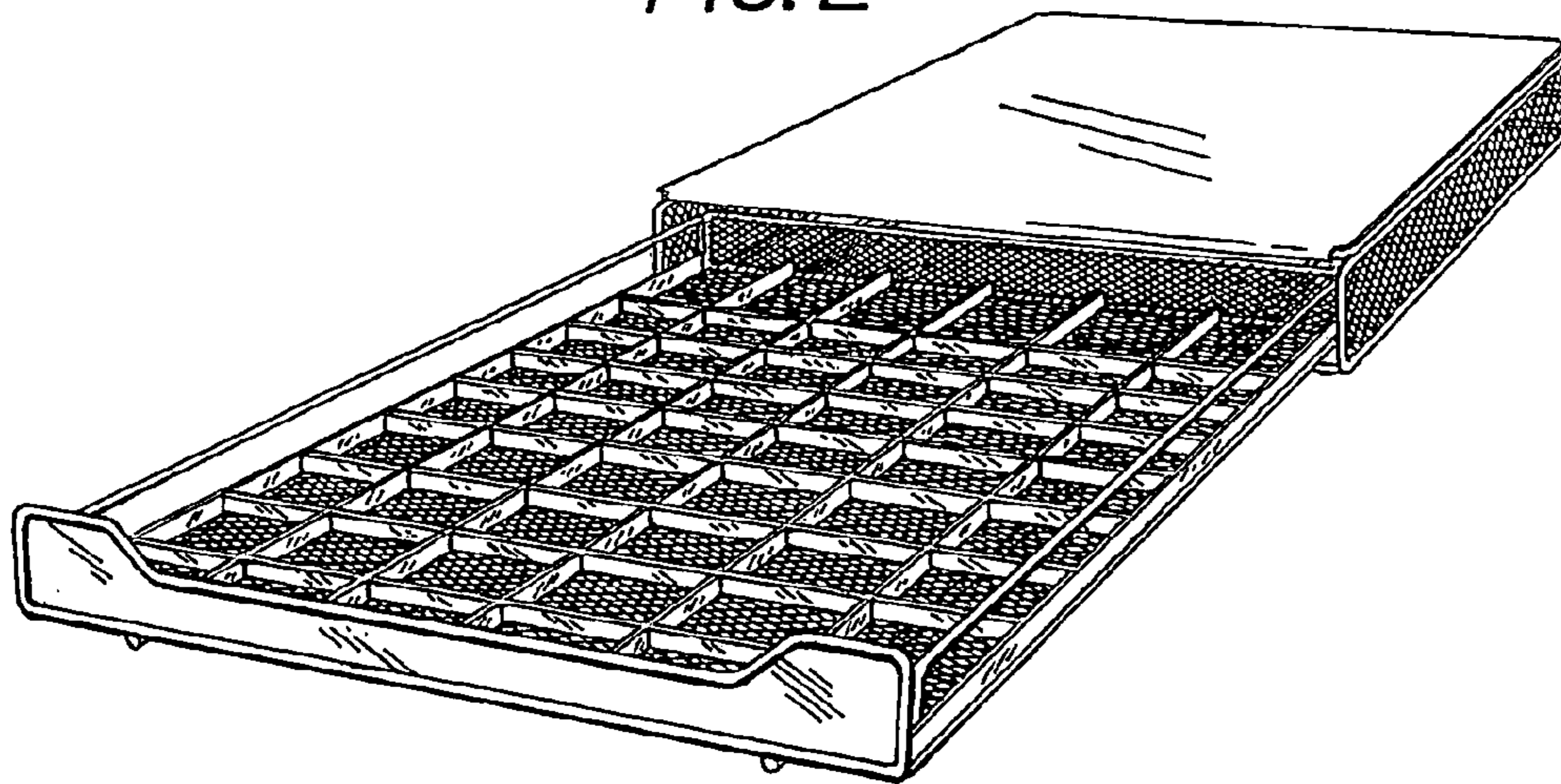
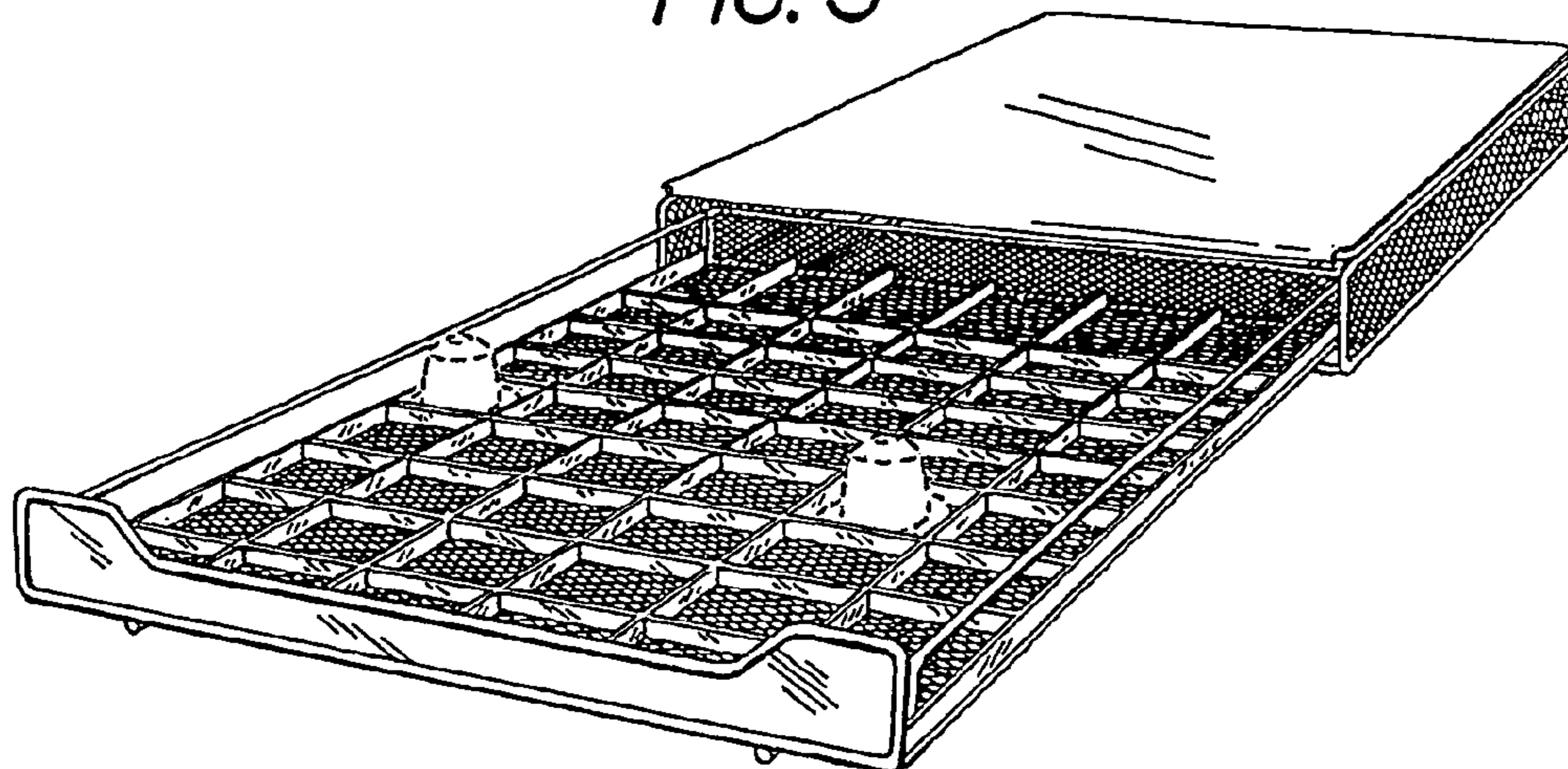


FIG. 3



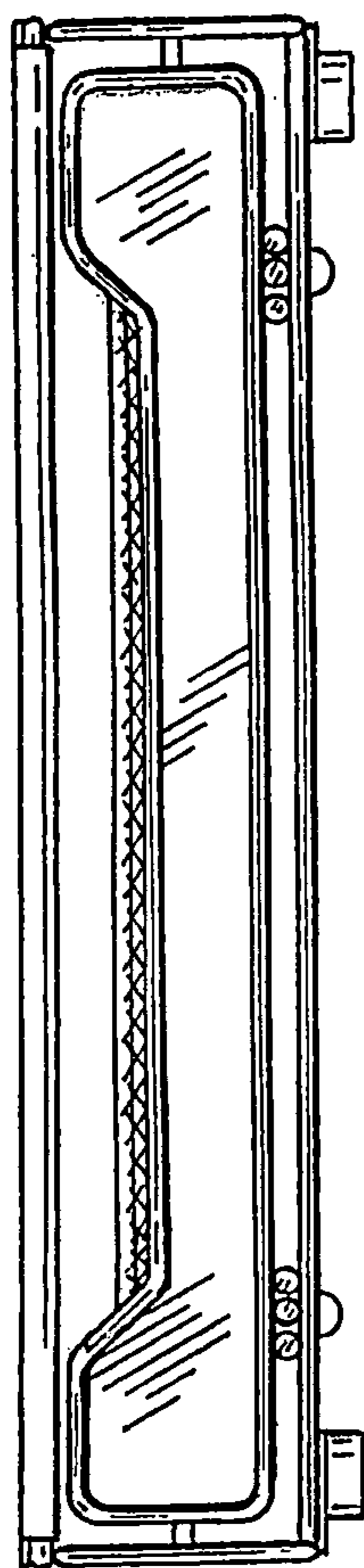


FIG. 4

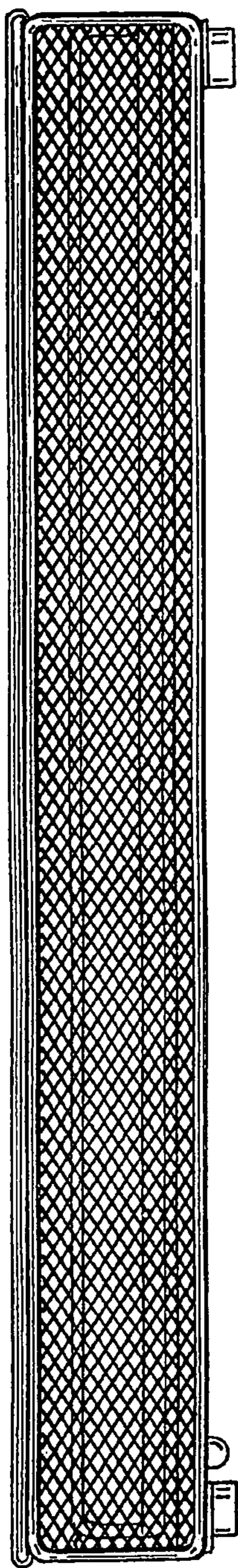


FIG. 5

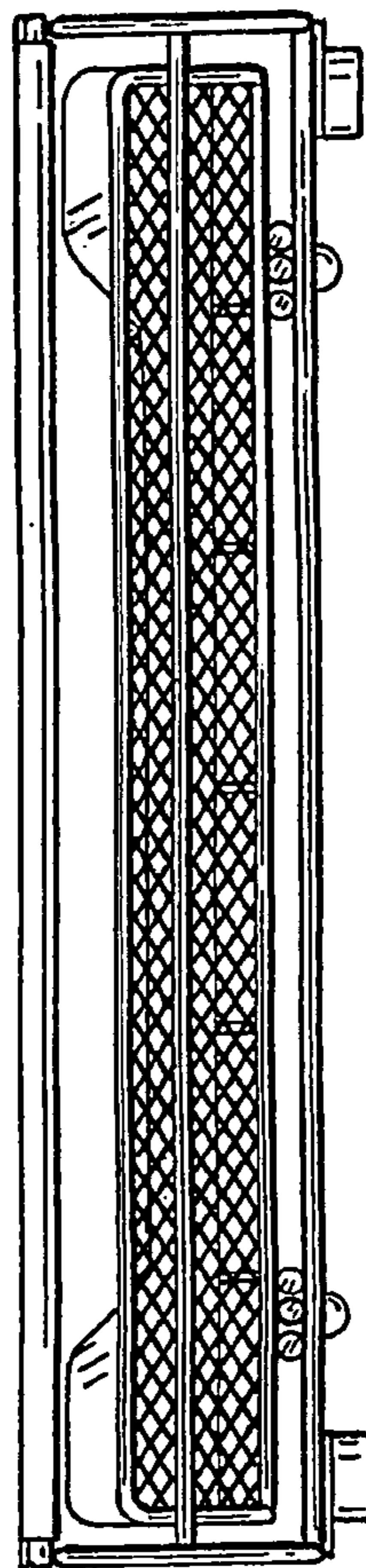


FIG. 6

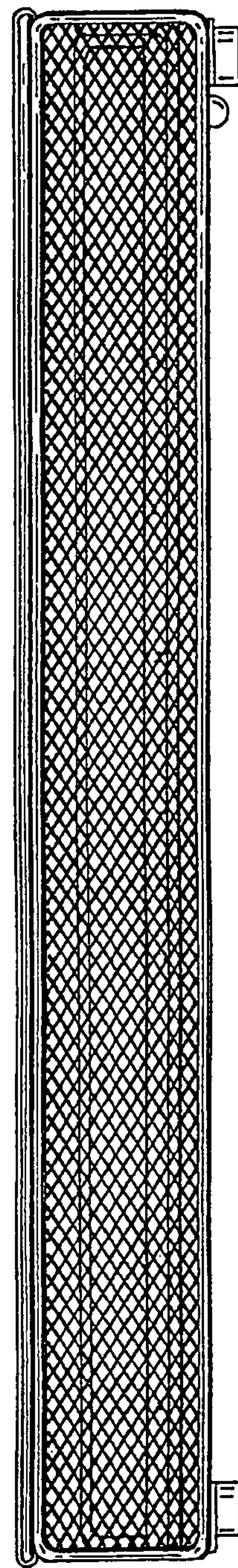


FIG. 7

FIG. 8




FIG. 9

