



US00D702996S

(12) **United States Design Patent**  
**Zemel et al.**

(10) **Patent No.:** **US D702,996 S**  
(45) **Date of Patent:** **\*\* Apr. 22, 2014**

- (54) **UTENSIL HANDLE**
- (71) Applicant: **Ferrellgas Real Estate, Inc.**, Liberty, MO (US)
- (72) Inventors: **Marc Zemel**, Old Bethpage, NY (US);  
**Adam Schillen**, Dix Hills, NY (US)
- (73) Assignee: **Blue Rhino Global Sourcing, Inc.**, Liberty, MO (US)
- (\*\*) Term: **14 Years**
- (21) Appl. No.: **29/458,851**
- (22) Filed: **Jun. 24, 2013**
- (51) **LOC (10) Cl.** ..... **07-02**
- (52) **U.S. Cl.**  
USPC ..... **D7/395**
- (58) **Field of Classification Search**  
USPC ..... D7/354-361, 393-395, 401.2, 664, 688,  
D7/691, 692, 693; D8/107, 300, 303, 307,  
D8/313, 321; D4/138, 129; 16/421, 430,  
16/431, 110.1, 407; 220/573.1-573.5,  
220/752, 753, 755, 756, 759, 767, 771, 912  
See application file for complete search history.

D481,587 S	*	11/2003	Harris et al.	.....	D7/395
D481,906 S		11/2003	Knor		
D482,566 S		11/2003	Zemel		
D482,569 S		11/2003	Zemel		
D491,413 S		6/2004	Rosenthal		
D492,543 S		7/2004	Munari		
D494,006 S		8/2004	Zemel		
D494,807 S		8/2004	Zemel		
D496,558 S		9/2004	Zemel		
D528,857 S		9/2006	Zemel		
D529,333 S		10/2006	Zemel		
D529,335 S		10/2006	Zemel		
D531,853 S		11/2006	Zemel		
D533,397 S		12/2006	Zemel		
D534,001 S		12/2006	Zemel		
D535,147 S		1/2007	Zemel		
D535,519 S		1/2007	Zemel		
D544,750 S		6/2007	Zemel		
D545,120 S		6/2007	Zemel		

(Continued)

*Primary Examiner* — Cynthia M Chin

(74) *Attorney, Agent, or Firm* — Carter, DeLuca, Farrell & Schmidt LLP

(57) **CLAIM**

The ornamental design for a utensil handle, as shown and described.

**DESCRIPTION**

FIG. 1 is a perspective view of a utensil handle in accordance with the present design;

FIG. 2 is a right side elevational view thereof; the left side elevational view being a mirror image thereof;

FIG. 3 is a front side elevational view thereof;

FIG. 4 is a rear elevational view thereof;

FIG. 5 is a top plan view thereof; and,

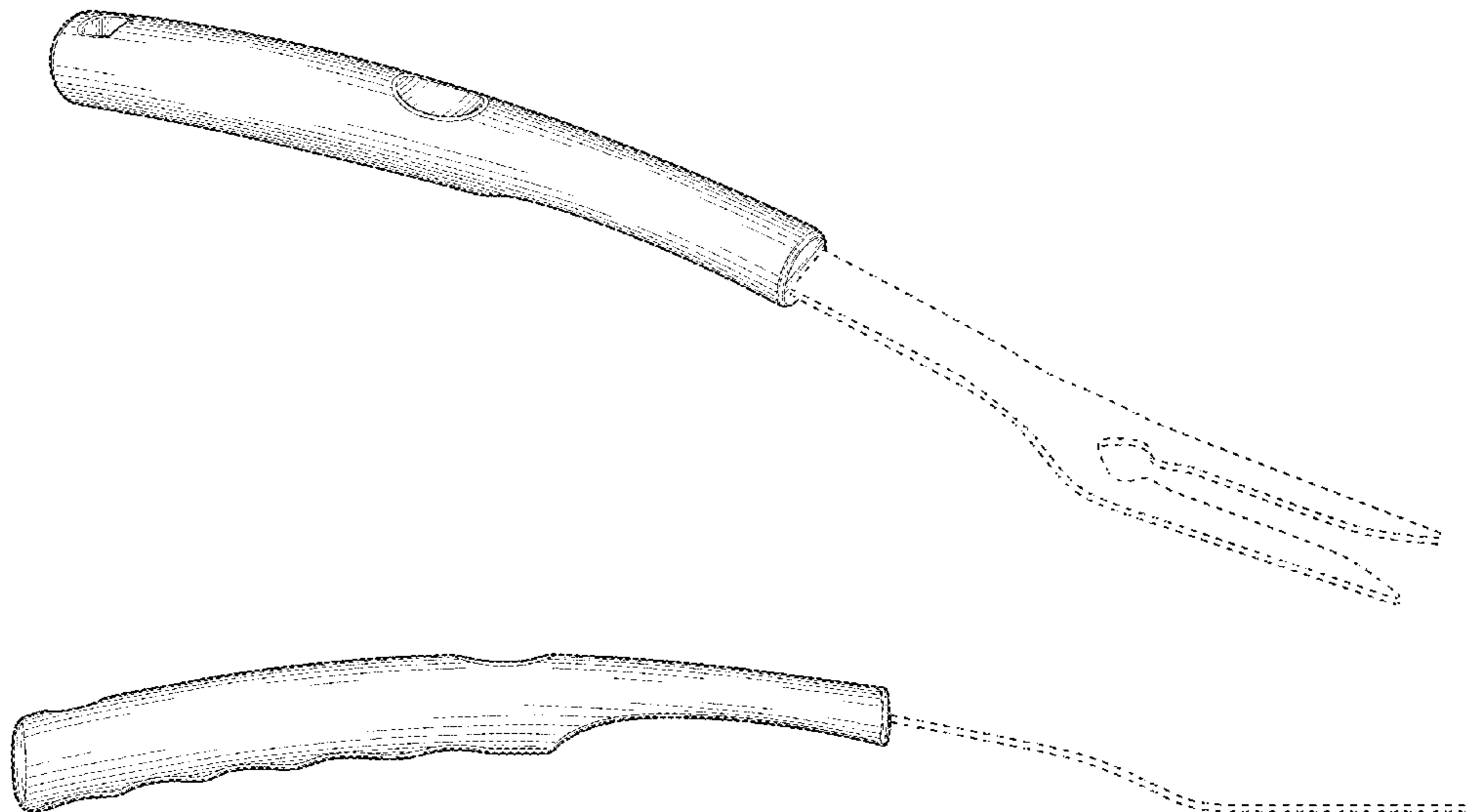
FIG. 6 is a bottom view thereof.

The broken lines shown are included for the purpose of illustrating a portion of the utensil handle that forms no part of the claimed design.

**1 Claim, 3 Drawing Sheets**

(56) **References Cited**  
U.S. PATENT DOCUMENTS

D417,121 S	11/1999	Brunianyn	
D427,858 S	7/2000	Zemel	
D431,960 S	10/2000	Hay	
D442,026 S	5/2001	Rae	
D456,207 S	4/2002	Zemel	
D456,615 S	5/2002	Zemel	
D456,667 S	5/2002	Veltri et al.	
D459,148 S	* 6/2002	Richied et al.	..... D7/395
D463,952 S	10/2002	Zemel	
D465,336 S	11/2002	Zemel	
D474,644 S	5/2003	Zemel	
D476,525 S	7/2003	Zemel	



(56)

References Cited

U.S. PATENT DOCUMENTS

D545,121 S	6/2007	Zemel	D579,269 S	10/2008	Zemel
D550,504 S	9/2007	Zemel	D579,668 S	11/2008	Zemel
D562,062 S	2/2008	Zemel	D580,659 S	11/2008	Zemel
D562,064 S	2/2008	Zemel	D588,868 S	3/2009	Zemel
D563,675 S	3/2008	Zemel	D618,499 S	6/2010	Zemel
D564,292 S	3/2008	Zemel	D622,542 S	8/2010	Zemel
D566,460 S	4/2008	Zemel	D629,650 S	12/2010	Funka, Jr. et al.
D569,174 S	5/2008	Zemel	D632,142 S *	2/2011	Lu ..... D7/688
D572,079 S	7/2008	Zemel	D650,219 S *	12/2011	Lu ..... D7/401.2
D572,080 S	7/2008	Zemel	D658,433 S	5/2012	Zemel
D574,184 S	8/2008	Zemel	D658,937 S	5/2012	Zemel
D578,826 S *	10/2008	Lu ..... D7/395	D660,141 S	5/2012	Zemel
			D663,159 S	7/2012	Zemel
			D690,153 S	9/2013	Zemel

\* cited by examiner

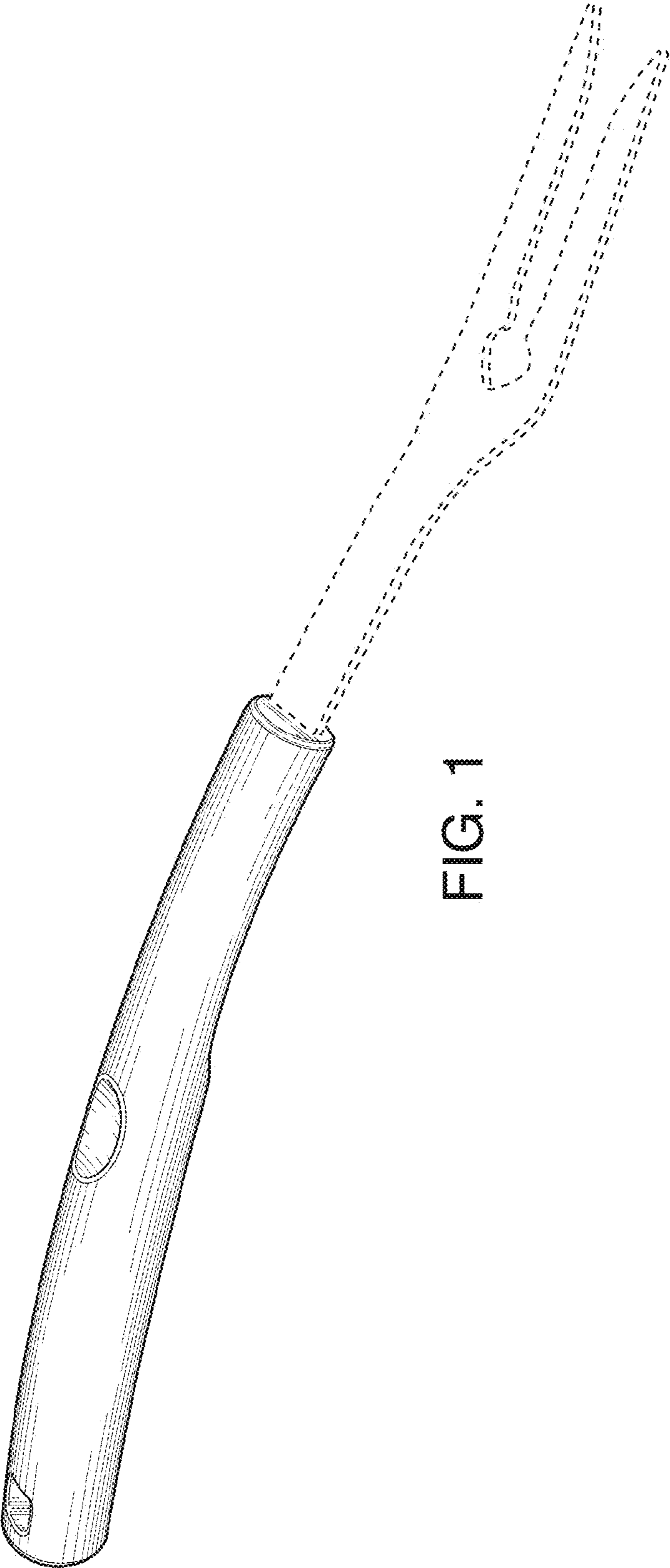


FIG. 1

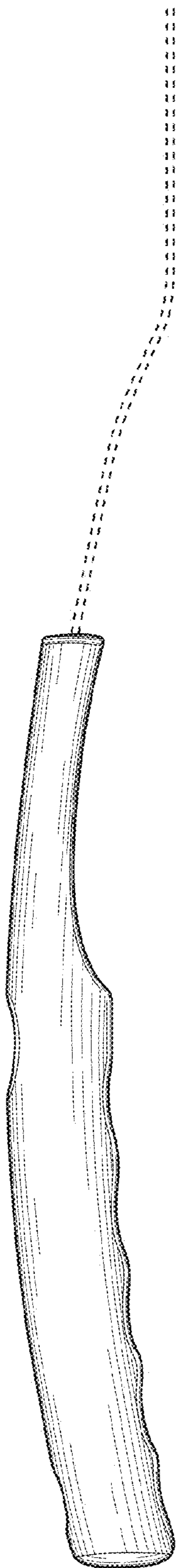


FIG. 2

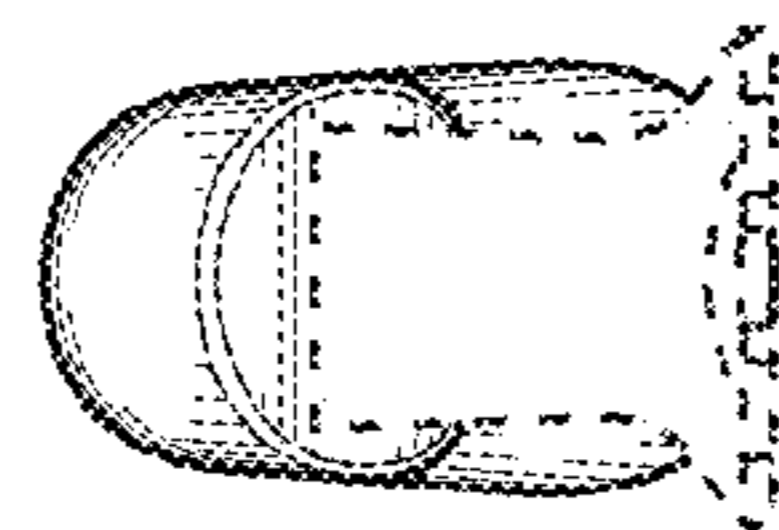


FIG. 3

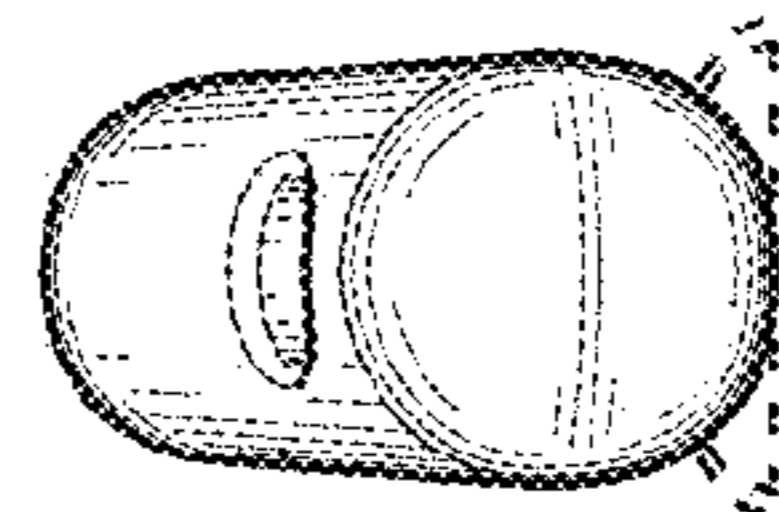


FIG. 4

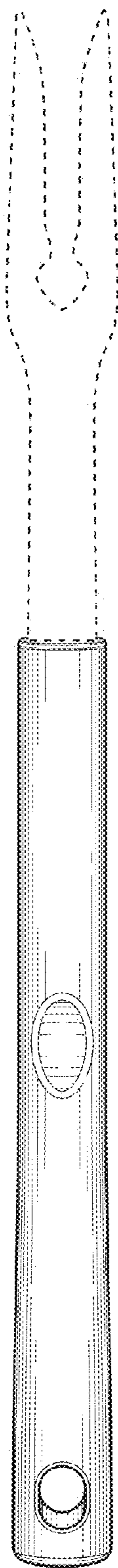


FIG. 5

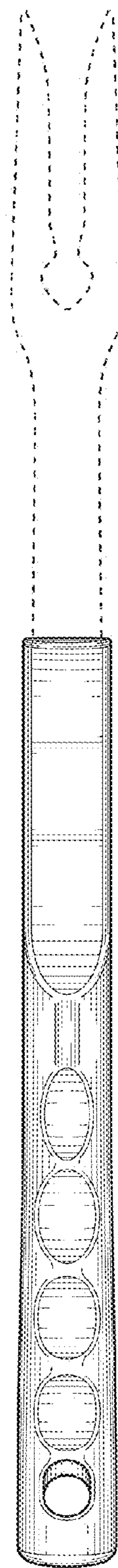


FIG. 6