



US00D702989S

(12) **United States Design Patent**
Nordwall

(10) **Patent No.:** **US D702,989 S**

(45) **Date of Patent:** **** Apr. 22, 2014**

(54) **COOKING APPLIANCE**

(71) Applicant: **Electrolux Professional S.p.A.**,
Pordenone (IT)

(72) Inventor: **Joachim Nordwall**, Stockholm (SE)

(73) Assignee: **Electrolux Professional S.p.A.** (IT)

(**) Term: **14 Years**

(21) Appl. No.: **29/434,614**

(22) Filed: **Oct. 15, 2012**

(30) **Foreign Application Priority Data**

Apr. 13, 2012 (EM) 002025221

Apr. 13, 2012 (EM) 002025239

(51) **LOC (10) Cl.** **07-02**

(52) **U.S. Cl.**
USPC **D7/349; D7/351**

(58) **Field of Classification Search**
USPC D7/323, 338, 339, 340, 341, 347, 348,
D7/349, 350.1-350.4, 351, 402-409, 605,
D7/606; D6/457; D23/335; 62/3.62, 3.7;
219/681, 729, 754, 756, 757, 400, 413;
34/266, 270; 126/21 A, 21 R, 29 R,
126/273 A, 299 R

See application file for complete search history.

(56) **References Cited**

U.S. PATENT DOCUMENTS

D34,416 S * 4/1901 Buzzacott D7/405
D195,610 S * 7/1963 Blee et al. D7/349
D225,780 S * 1/1973 Binzer et al. D7/351

D228,607 S * 10/1973 Binzer et al. D7/351
D230,123 S * 1/1974 Ludwigsen D7/405
D235,126 S * 5/1975 Binzer et al. D7/351
D247,542 S * 3/1978 Kojima et al. D7/351
4,080,524 A * 3/1978 Greenfield et al. 219/729
D253,745 S * 12/1979 Hida et al. D7/351
4,434,344 A * 2/1984 Dills 219/763
D300,711 S * 4/1989 Moritani D7/351
D304,148 S * 10/1989 Mizuma et al. D7/351
D323,761 S * 2/1992 Kubo et al. D7/351
D329,164 S * 9/1992 Edman D7/351
5,319,937 A * 6/1994 Fritsch et al. 62/3.62
D382,420 S * 8/1997 Woodward D6/457
6,026,647 A * 2/2000 Coffee et al. 62/3.62
6,301,901 B1 * 10/2001 Coffee et al. 62/3.7
D474,375 S * 5/2003 Fromm D7/606
D534,999 S * 1/2007 Hussaini et al. D23/335
D615,803 S * 5/2010 Sindeaux et al. D7/351
D618,965 S * 7/2010 Voron et al. D7/605
D654,315 S * 2/2012 Benold D7/405

* cited by examiner

Primary Examiner — Caron D Veynar

Assistant Examiner — Martie K Holtje

(74) *Attorney, Agent, or Firm* — Banner & Witcoff, Ltd.

(57) **CLAIM**

The ornamental design for a cooking appliance, as shown and described.

DESCRIPTION

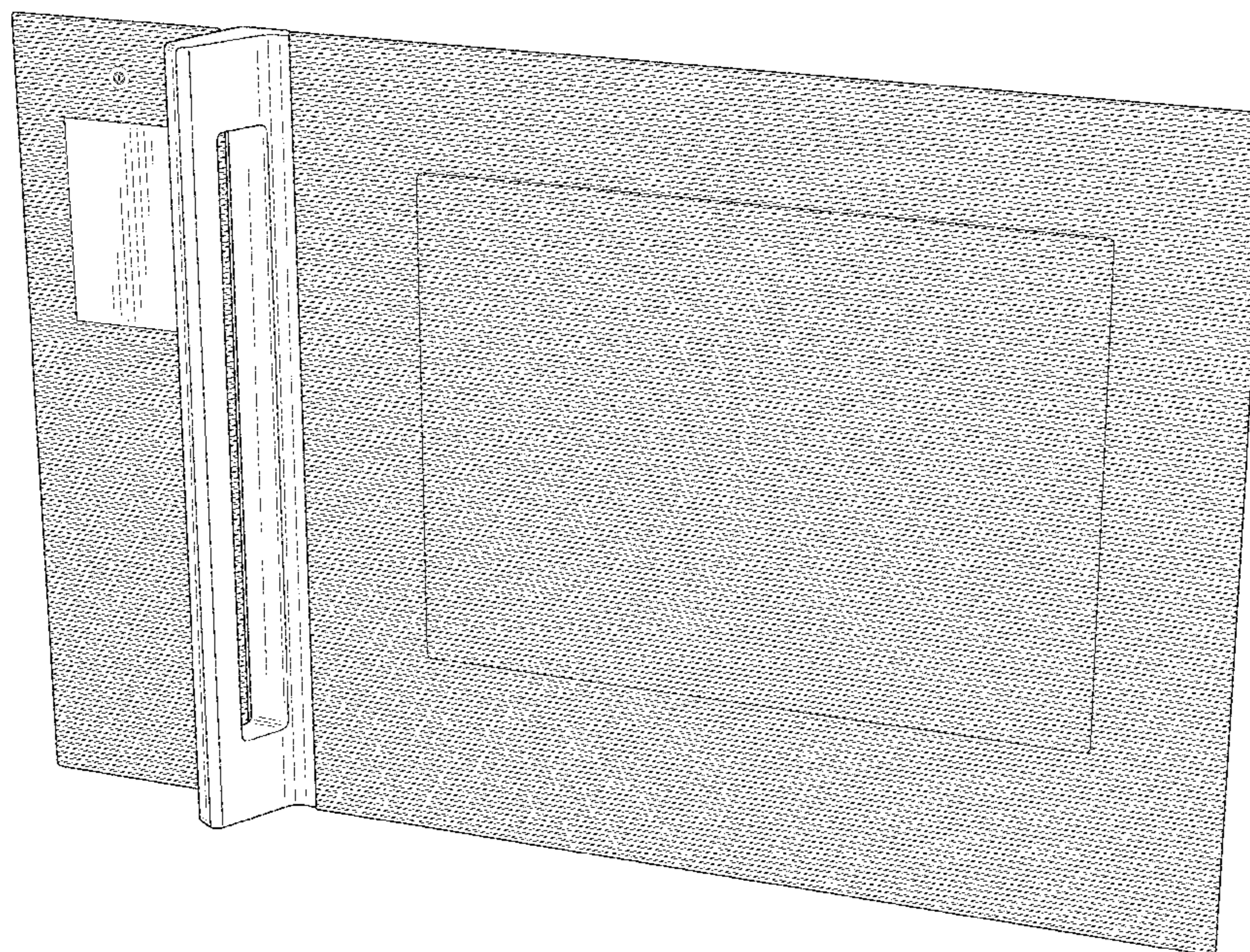
FIG. 1 is a front perspective view of a cooking appliance showing my new design;

FIG. 2 is a front view thereof;

FIG. 3 is a front perspective view of a cooking appliance of a second embodiment showing my new design; and,

FIG. 4 is a front view thereof.

1 Claim, 4 Drawing Sheets



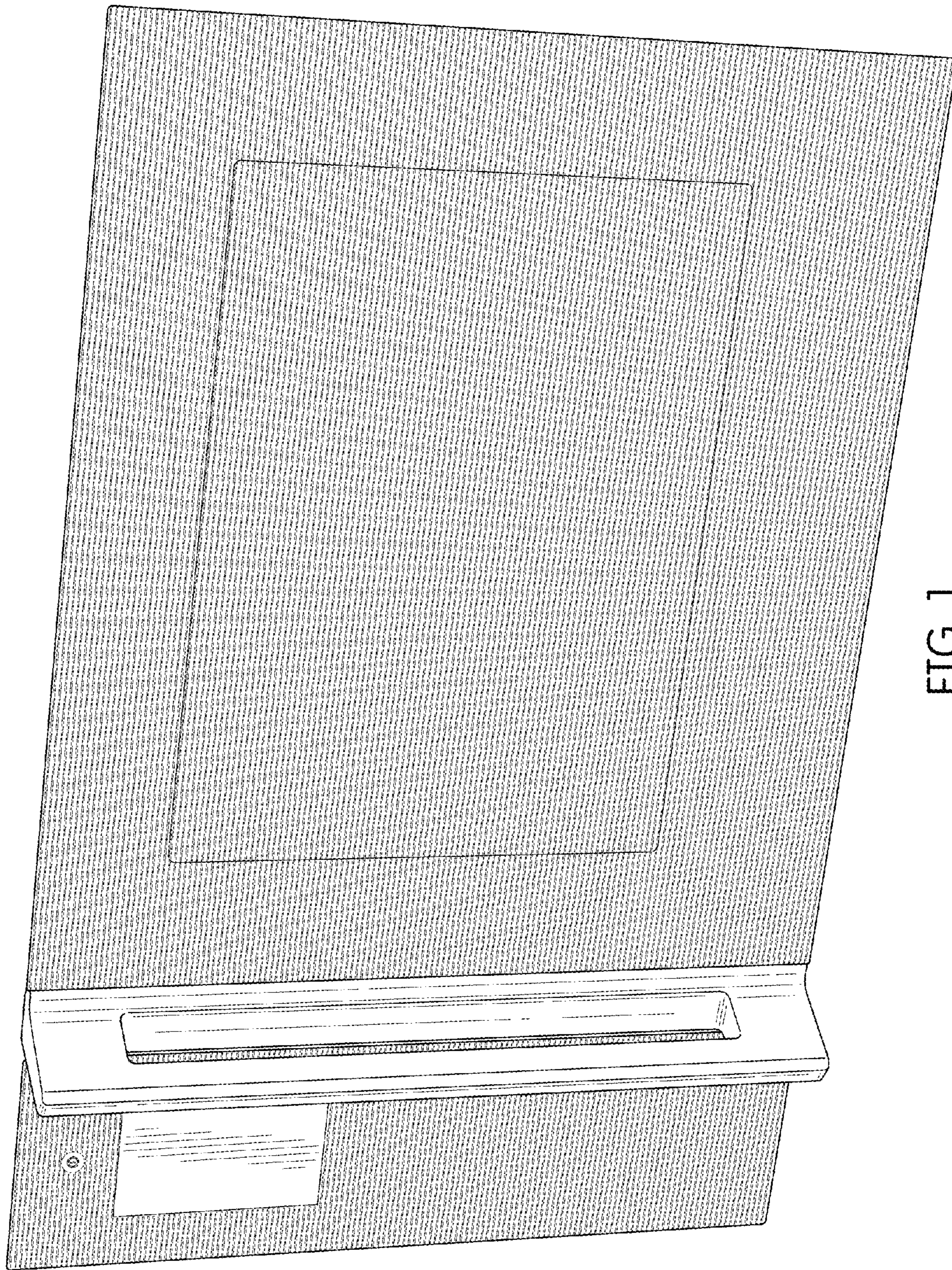


FIG. 1




FIG. 2




FIG. 3




FIG. 4