



US00D702988S

(12) **United States Design Patent**
Boo et al.

(10) **Patent No.:** **US D702,988 S**
(45) **Date of Patent:** **** Apr. 22, 2014**

(54) **HOME APPLIANCE**

(71) Applicant: **Samsung Electronics Co., Ltd.**,
Suwon-si (KR)

(72) Inventors: **Min-Hyong Boo**, Seoul (KR);
Kyung-Tae Kim, Suwon-Si (KR);
Hyun-Soo Kim, Sungnam-Si (KR);
Kang-Doo Kim, Seoul (KR)

(73) Assignee: **Samsung Electronics Co., Ltd.**,
Suwon-si (KR)

(**) Term: **14 Years**

(21) Appl. No.: **29/455,994**

(22) Filed: **May 28, 2013**

(30) **Foreign Application Priority Data**

Dec. 5, 2012 (KR) 30-2012-0058434

(51) **LOC (10) Cl.** **07-02**

(52) **U.S. Cl.**
USPC **D7/340; D7/346; D7/408**

(58) **Field of Classification Search**
USPC D7/323, 339, 340, 341, 342, 346, 347,
D7/348, 349, 402, 405, 406, 407, 408,
D7/409; 126/1 R, 19 R, 39 R, 41 R, 211,
126/214 R, 273 R, 198, 152 R; 219/446.1,
219/538, 552; 99/324

See application file for complete search history.

(56) **References Cited**

U.S. PATENT DOCUMENTS

D68,133 S * 9/1925 Cooney D7/408
D289,487 S * 4/1987 Schultz D7/346

5,372,121 A * 12/1994 Castillo et al. 126/214 R
D378,262 S * 3/1997 Sparks D7/408
6,588,417 B2 * 7/2003 Jones et al. 126/215
6,886,552 B2 * 5/2005 Cadima 126/211
D555,976 S * 11/2007 Baldwin D7/405
D610,863 S * 3/2010 Kim et al. D7/340
D612,685 S * 3/2010 Baker et al. D7/405
D622,537 S * 8/2010 Kim et al. D7/340
8,118,020 B2 * 2/2012 Rummel et al. 126/211

* cited by examiner

Primary Examiner — Caron D Veynar

Assistant Examiner — Martie K Holtje

(74) *Attorney, Agent, or Firm* — NSIP Law

(57) **CLAIM**

The ornamental design for a home appliance, as shown and described.

DESCRIPTION

FIG. 1 is a perspective view of a home appliance, showing our new design;

FIG. 2 is a front view thereof;

FIG. 3 is a rear view thereof;

FIG. 4 is a left-side view thereof;

FIG. 5 is a right-side view thereof;

FIG. 6 is a top plan view thereof; and,

FIG. 7 is a bottom plan view thereof.

The broken lines are for illustrative purposes only and form no part of the claimed design. The shade lines in the figures show contour and not surface ornamentation. The diagonal lines in the FIGS. 1, 2, and 6 represent a reflective surface.

1 Claim, 7 Drawing Sheets




FIG. 1




FIG. 2




FIG. 3




FIG. 4




FIG. 5




FIG. 6




FIG. 7

