



US00D702965S

(12) **United States Design Patent**
Ross

(10) **Patent No.:** **US D702,965 S**

(45) **Date of Patent:** **** Apr. 22, 2014**

(54) **CONTAINER**

(71) Applicant: **Ted Ross**, Sacramento, CA (US)

(72) Inventor: **Ted Ross**, Sacramento, CA (US)

(**) Term: **14 Years**

(21) Appl. No.: **29/443,695**

(22) Filed: **Jan. 21, 2013**

(51) **LOC (10) Cl.** **20-02**

(52) **U.S. Cl.**
USPC **D6/515**

(58) **Field of Classification Search**
USPC D6/515-523; 206/389, 391; 211/13.1,
211/16, 44, 49.1, 50, 59.2, 86.01; 222/173,
222/181.1; 221/282, 283; 312/34, 34.8,
312/34.22, 309.1

See application file for complete search history.

(56) **References Cited**

U.S. PATENT DOCUMENTS

D414,969 S * 10/1999 Marino et al. D6/515
D475,873 S * 6/2003 Mello D6/515

D576,824 S * 9/2008 Eksrom D6/515
D602,721 S * 10/2009 Li D6/515
D605,442 S * 12/2009 Elhalwani D6/515
D655,955 S * 3/2012 Kluck et al. D6/515
D670,114 S * 11/2012 Morrison et al. D6/515

* cited by examiner

Primary Examiner — Brian N Vinson

(74) *Attorney, Agent, or Firm* — QuickPatents; Kevin Prince

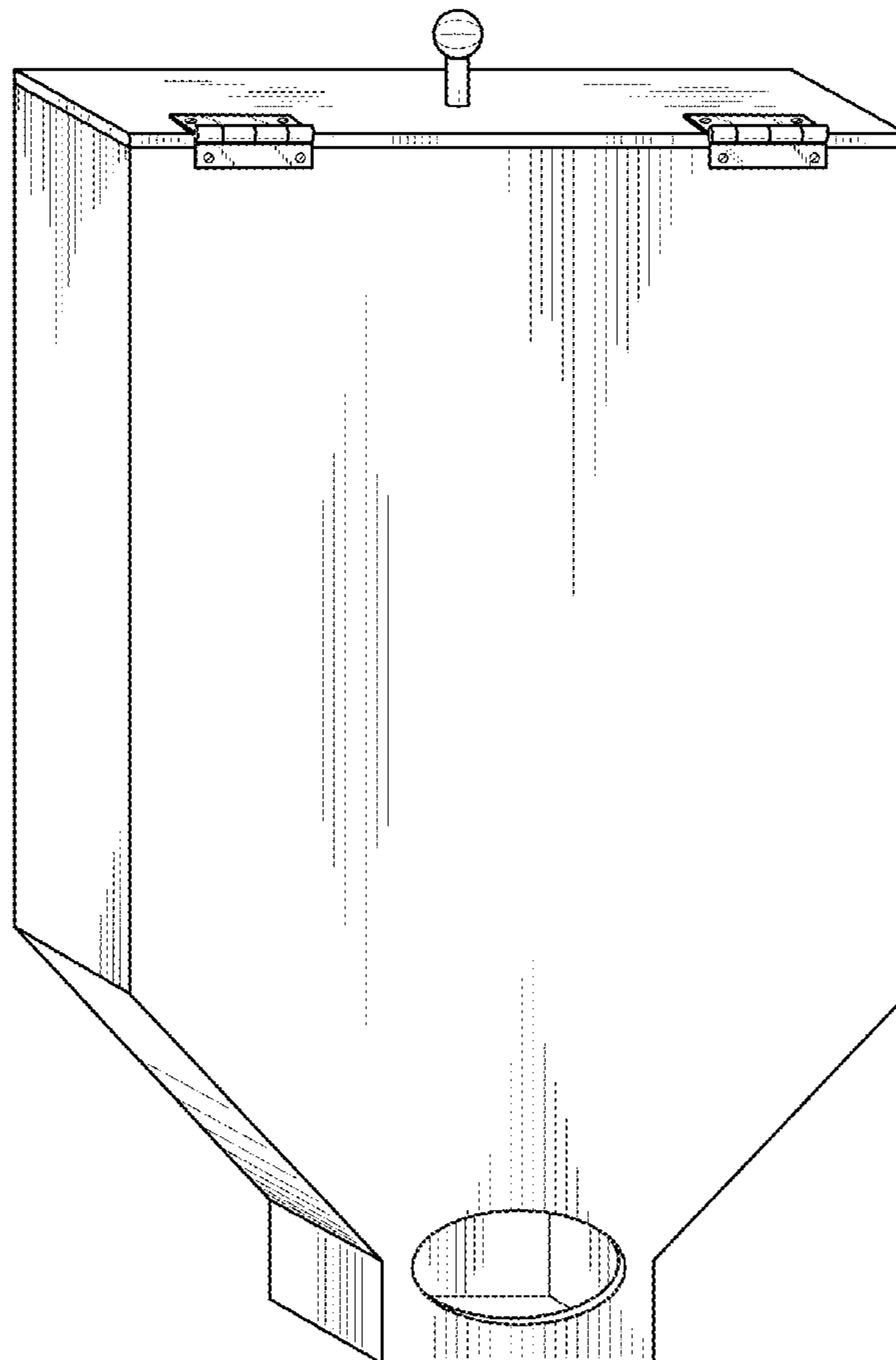
(57) **CLAIM**

I claim the ornamental design for a container, as shown and described.

DESCRIPTION

FIG. 1 is a front perspective view of a container, showing my new design;
FIG. 2 is a front elevational view thereof;
FIG. 3 is a rear elevational view thereof;
FIG. 4 is a right-side elevational view thereof, the left-side elevational view being a mirror image thereof;
FIG. 5 is a top plan view thereof; and,
FIG. 6 is a bottom plan view thereof.

1 Claim, 3 Drawing Sheets



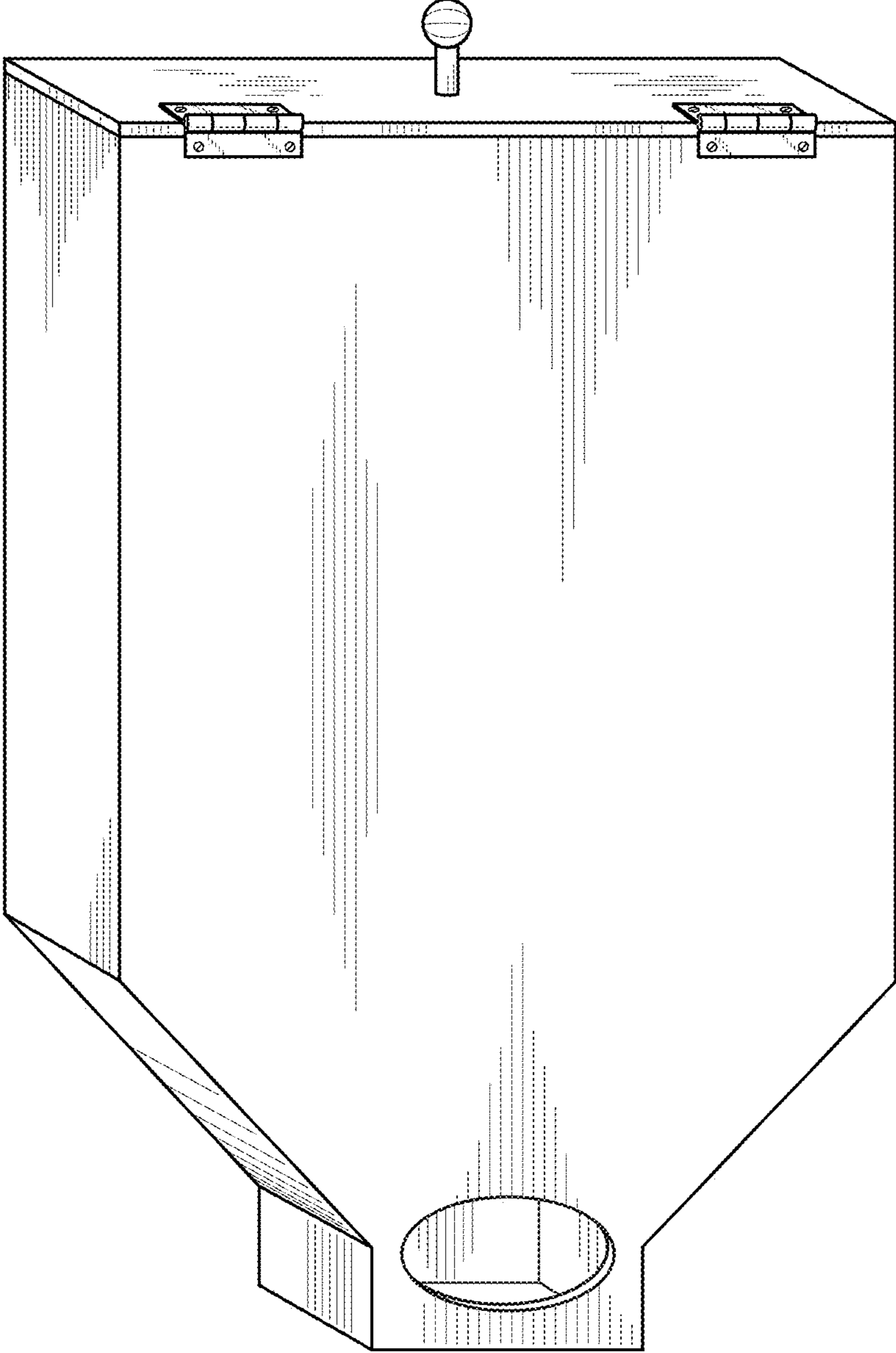


FIG. 1




FIG. 2

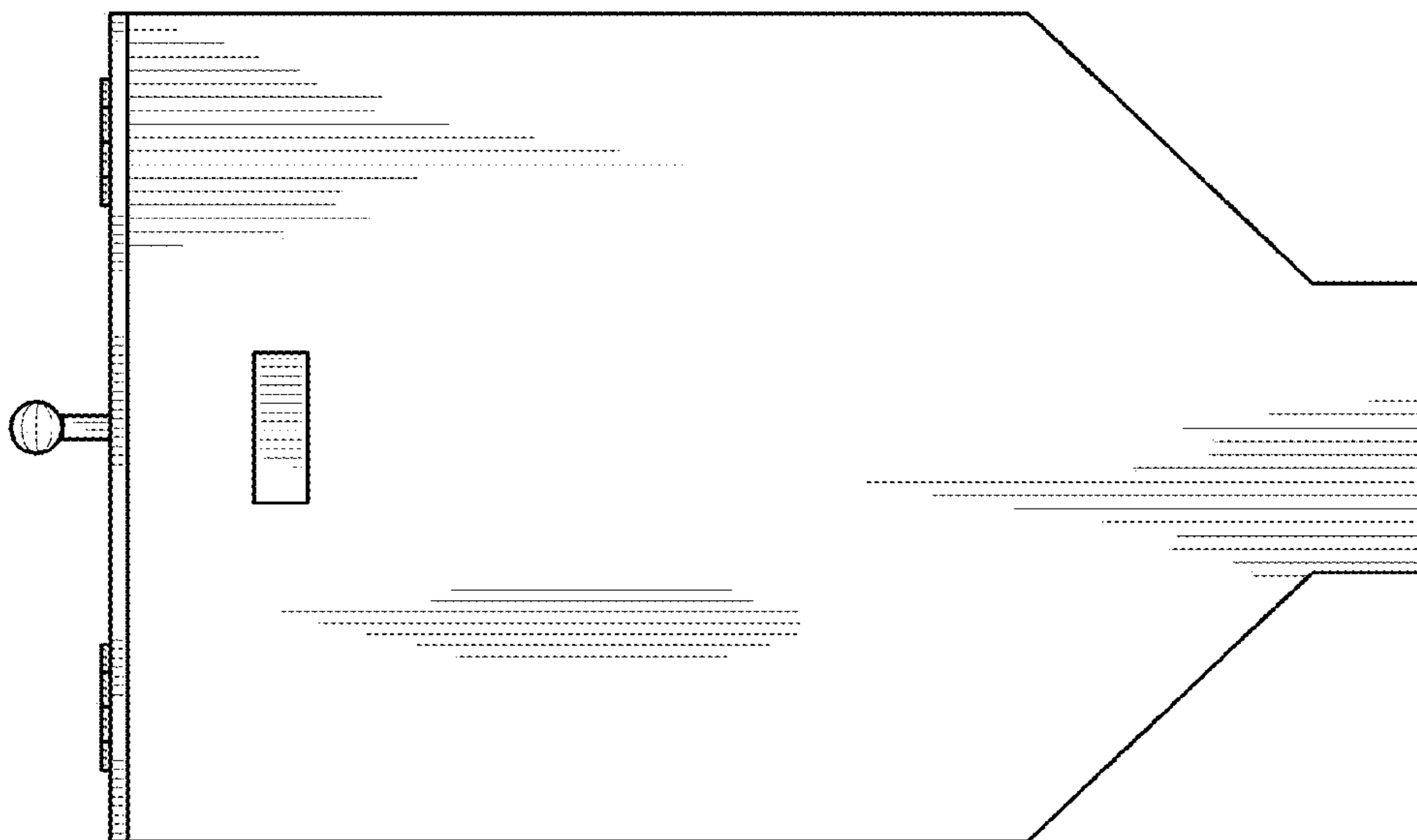


FIG. 3




FIG. 4

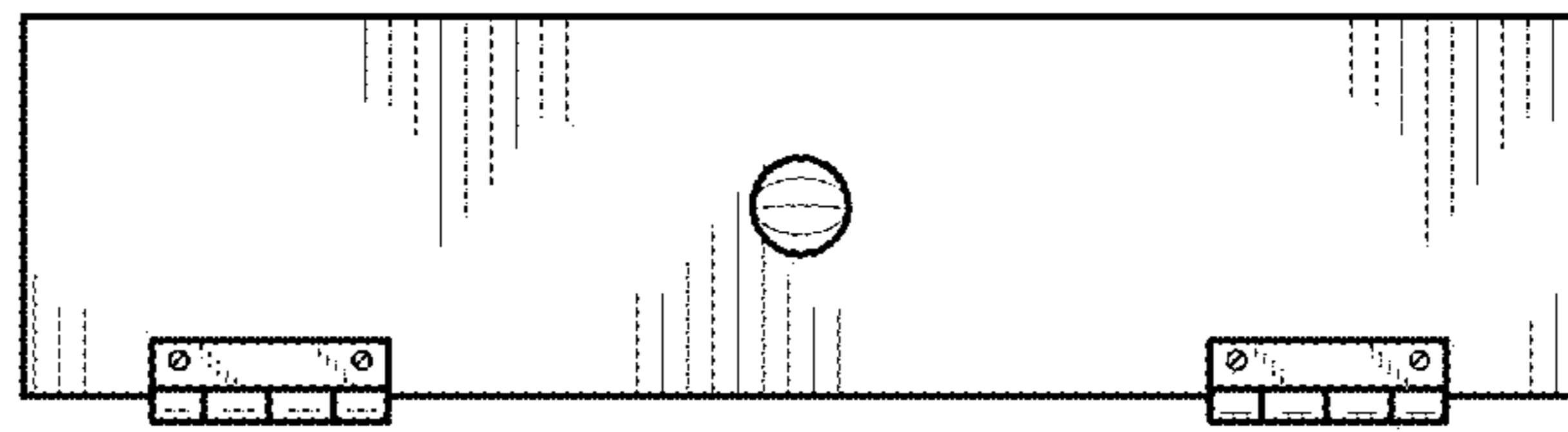


FIG. 5

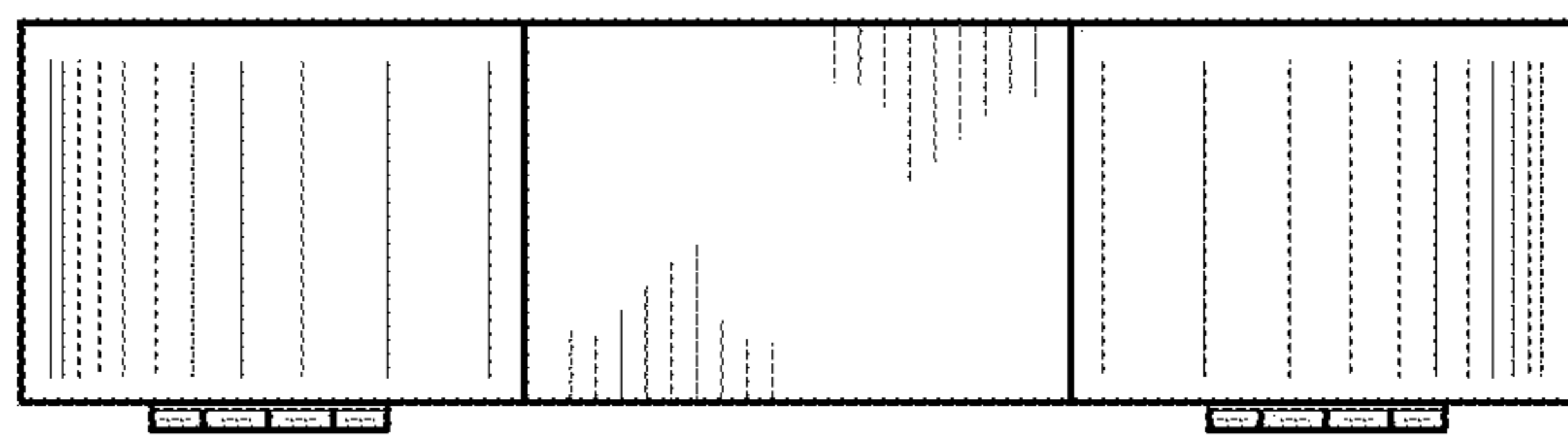


FIG. 6