



US00D702951S

(12) **United States Design Patent**
Timmerman et al.

(10) **Patent No.:** **US D702,951 S**
(45) **Date of Patent:** **** Apr. 22, 2014**

(54) **SHEET WITH SURFACE PATTERN**

(71) Applicant: **3M Innovative Properties Company**,
St. Paul, MN (US)

(72) Inventors: **Cynthia A. Timmerman**, Hudson, WI
(US); **Kayo M. Roehm**, Shoreview, MN
(US); **Monica S. Alexander**, Cincinnati,
OH (US); **Lisa B. Adams**, Covington,
KY (US); **Jon R. Shapiro**, Wyoming,
OH (US); **Scott J. Tuman**, Woodbury,
MN (US)

(73) Assignee: **3M Innovative Properties Company**,
St. Paul, MN (US)

(**) Term: **14 Years**

(21) Appl. No.: **29/437,055**

(22) Filed: **Nov. 13, 2012**

(51) **LOC (10) Cl.** **05-06**

(52) **U.S. Cl.**
USPC **D5/57; D5/56**

(58) **Field of Classification Search**
USPC D5/4, 43, 47, 50, 53, 55-63, 99, 6, 32,
D5/37, 38, 66; D19/1, 5; D32/40, 43;
D6/582, 602, 612; 2/900; 5/490, 495;
15/208; 112/401, 416, 439; 139/383 R,
139/383 B; 428/32, 66.5, 85, 151, 152, 187,
428/542.6; D25/149; 442/408
See application file for complete search history.

(56) **References Cited**

U.S. PATENT DOCUMENTS

D35,928 S * 6/1902 Buskirk D5/56
D125,040 S * 2/1941 Sherman D5/57
2,637,871 A * 5/1953 Moser 15/244.1
D180,026 S * 4/1957 Kovler D5/53
3,171,820 A * 3/1965 Volz 521/61

D217,574 S * 5/1970 Couve D19/5
3,571,871 A * 3/1971 Caroselli et al. 28/163
D230,081 S * 1/1974 Thomas D5/53
D352,634 S * 11/1994 Canning D6/596
5,895,623 A * 4/1999 Trokhan et al. 264/504
D420,808 S * 2/2000 Dwiggin et al. D5/53
D426,388 S * 6/2000 Jahner et al. D5/53
D442,786 S * 5/2001 Enderby et al. D5/57
D527,909 S * 9/2006 Leisch et al. D5/53
D529,295 S * 10/2006 Kressner et al. D5/57
D588,820 S * 3/2009 Hall D5/53
D599,559 S * 9/2009 Boehm D5/56
D632,498 S * 2/2011 Vidal et al. D5/56
D633,722 S * 3/2011 Coffaro et al. D5/56
D634,129 S * 3/2011 Gerlach D5/57
D660,009 S * 5/2012 Nielsen D5/57
D685,962 S * 7/2013 Timm D32/40
2006/0080810 A1 * 4/2006 Horn et al. 24/445

* cited by examiner

Primary Examiner — Karen S Acker

(74) *Attorney, Agent, or Firm* — Irina Hass

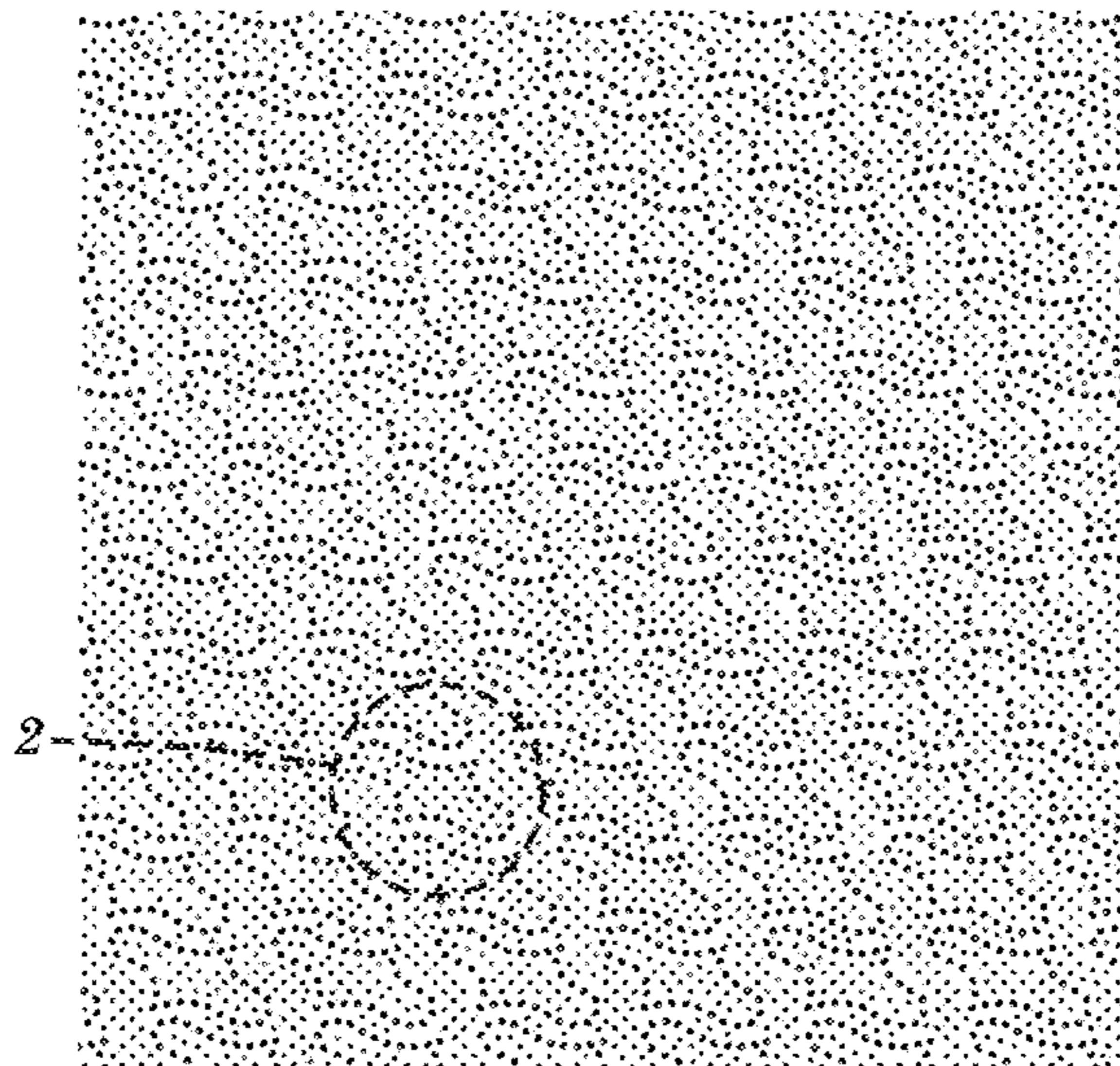
(57) **CLAIM**

The ornamental design for a sheet with surface pattern, as shown and described.

DESCRIPTION

FIG. 1 is a plan view showing the new design for a sheet with surface pattern;
FIG. 2 is an enlarged plan view of a portion of the sheet with surface pattern of FIG. 1; and,
FIG. 3 is a perspective view of a portion of the sheet with surface pattern of FIG. 1 shown in a position of use on an unclaimed sponge.
The broken line drawing of an unclaimed sponge in FIG. 3 represents unclaimed environmental subject matter and forms no part of the claimed design. The broken lines in FIGS. 1 and 2 circumscribing the area of the detail form no part of the claimed design. The thickness of the sheet with surface pattern forms no part of the claimed design.

1 Claim, 2 Drawing Sheets



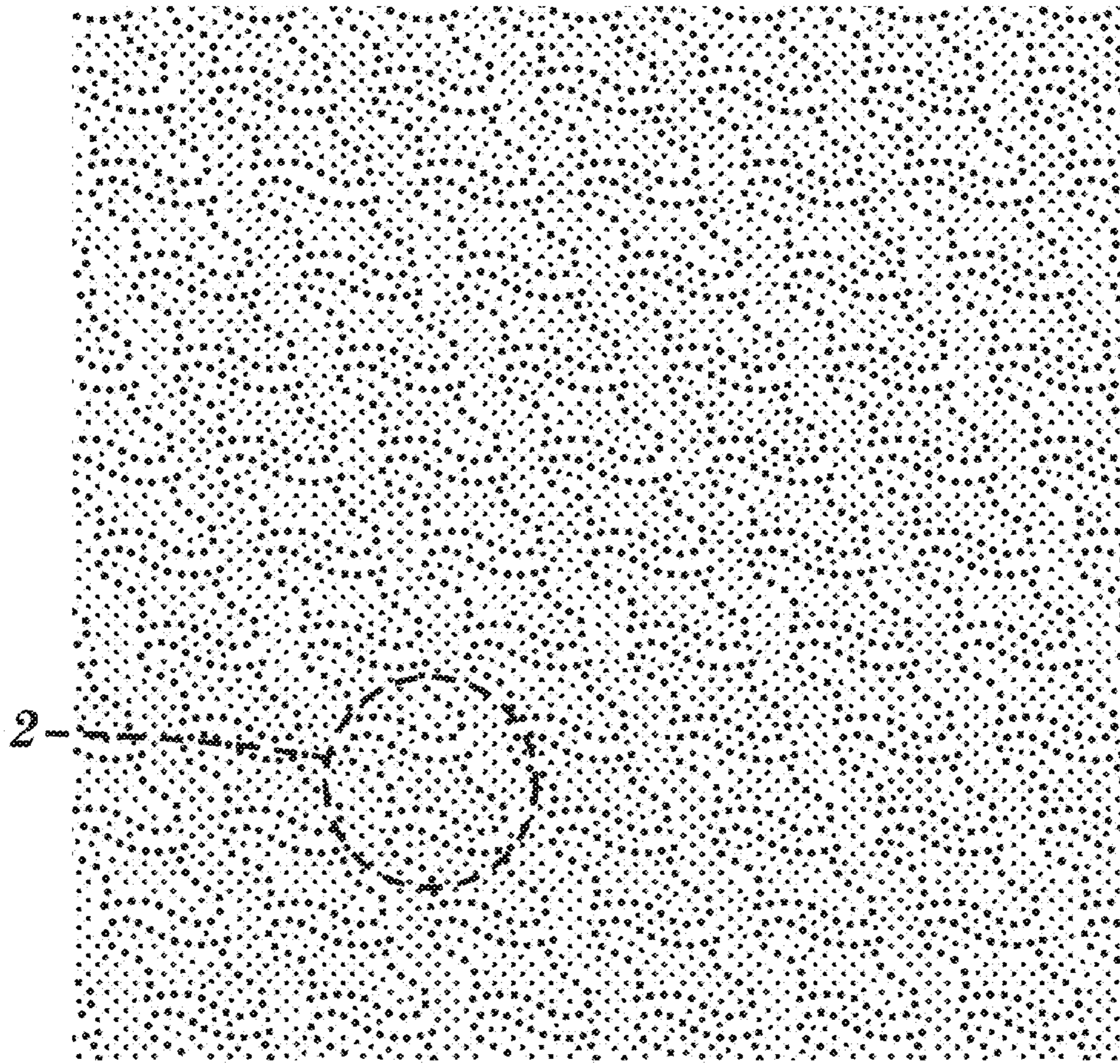


Fig. 1




Fig. 2

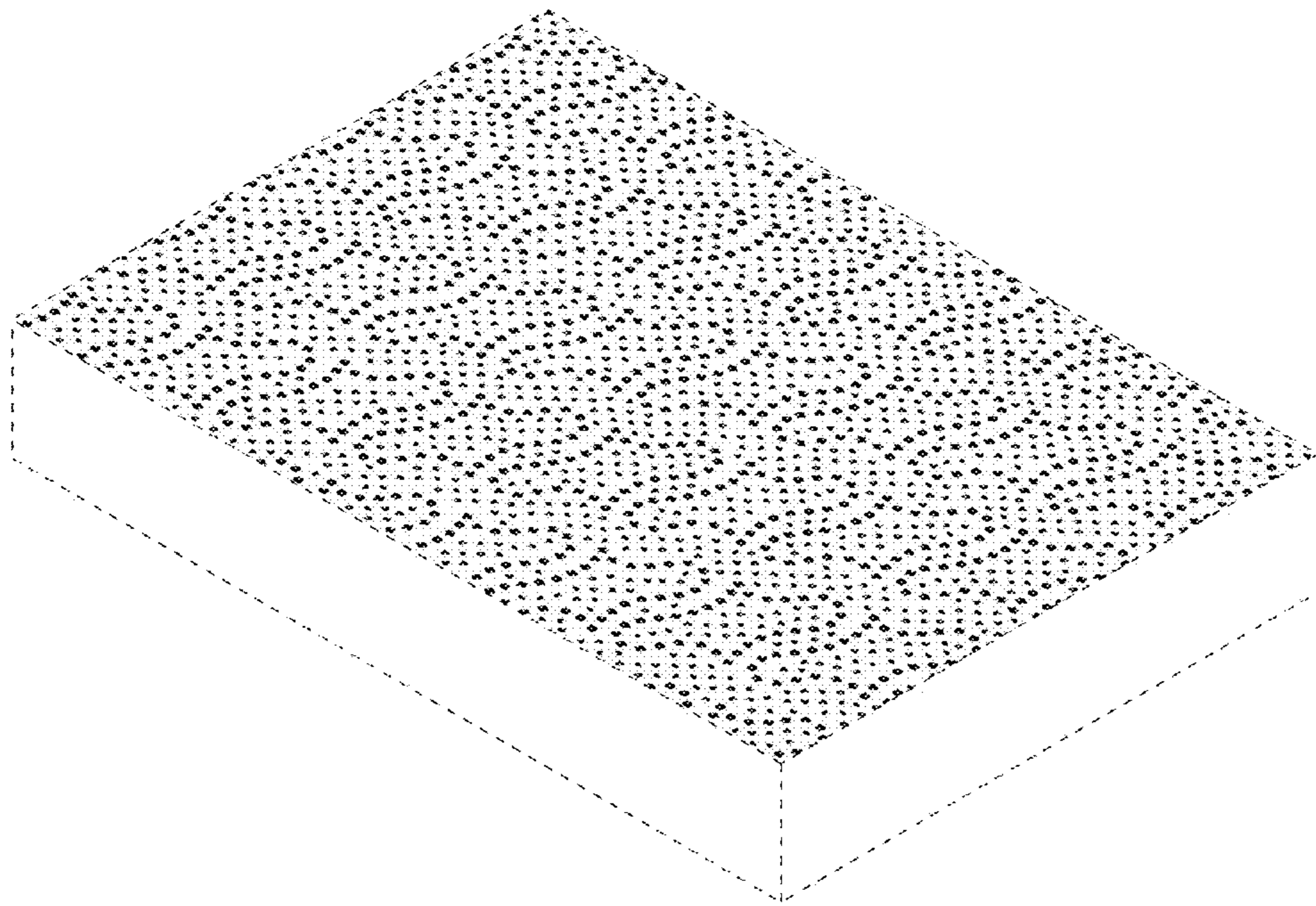


Fig. 3