



US00D702950S

(12) **United States Design Patent**
Su

(10) **Patent No.:** **US D702,950 S**

(45) **Date of Patent:** **** Apr. 22, 2014**

(54) **MESH-CHAIR CLOTH**
(71) Applicant: **Tung-Hua Su**, Tainan (TW)
(72) Inventor: **Tung-Hua Su**, Tainan (TW)
(**) Term: **14 Years**
(21) Appl. No.: **29/460,717**

D108,301 S *	2/1938	Siegel	D5/47
D110,809 S *	8/1938	Half	D5/59
D156,185 S *	11/1949	Vogel	D5/47
D177,059 S *	3/1956	McCord	D5/53
D239,871 S *	5/1976	Levesque	D5/47
4,469,735 A *	9/1984	Trokhan	428/154
D297,422 S *	8/1988	Weder et al.	D11/164
5,725,927 A *	3/1998	Zilg et al.	428/89
D483,187 S *	12/2003	Cheng	D5/53
D521,302 S *	5/2006	Yeh et al.	D6/608
2010/0201024 A1 *	8/2010	Gibson et al.	264/156

* cited by examiner

(22) Filed: **Jul. 13, 2013**
(51) **LOC (10) Cl.** **05-05**
(52) **U.S. Cl.**
USPC **D5/54**
(58) **Field of Classification Search**
USPC D5/4, 7, 41, 43, 47, 53, 55, 56, 57, 58,
D5/59, 60, 62, 63, 99; D6/612, 617;
D19/1, 5; D25/138; 2/900; 15/208;
112/401, 416, 439; 139/383 B, 383 R;
428/32, 66.5, 85, 151, 152, 187, 542.6;
442/408
See application file for complete search history.

Primary Examiner — Karen S Acker

(57) **CLAIM**
The ornamental design for a mesh-chair cloth, as shown and described.


DESCRIPTION


FIG. 1 is a perspective view of the mesh-chair cloth showing my new design;
FIG. 2 is a front elevation view thereof;
FIG. 3 is a rear elevation view thereof;
FIG. 4 is a left side elevation view thereof;
FIG. 5 is a right side elevation view thereof;
FIG. 6 is a top plan view thereof; and,
FIG. 7 is a bottom plan view thereof.

(56) **References Cited**
U.S. PATENT DOCUMENTS


D51,795 S *	2/1918	Sauer	D5/59
D94,026 S *	12/1934	Harvey	D5/47

1 Claim, 7 Drawing Sheets






F I G . 1



F I G . 2



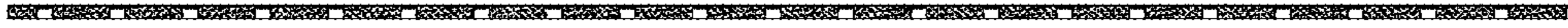
F I G . 3



FIG. 4



FIG. 5



F I G . 6



F I G . 7