



US00D702938S

(12) **United States Design Patent**
Morehead

(10) **Patent No.:** **US D702,938 S**
(45) **Date of Patent:** **** Apr. 22, 2014**

(54) **THIN WALLET**

(71) Applicant: **William Morehead**, Venice, FL (US)

(72) Inventor: **William Morehead**, Venice, FL (US)

(**) Term: **14 Years**

(21) Appl. No.: **29/440,177**

(22) Filed: **Dec. 19, 2012**

(51) **LOC (10) Cl.** **03-01**

(52) **U.S. Cl.**

USPC **D3/247**

(58) **Field of Classification Search**

USPC D3/247, 249–253; 150/130–132, 136,
150/147

See application file for complete search history.

(56) **References Cited**

U.S. PATENT DOCUMENTS

1,637,229	A	7/1927	Merensky	
1,995,518	A *	3/1935	Perry	150/147
2,266,128	A	12/1941	Stanley	
D137,656	S	4/1944	Koch	
2,358,008	A	9/1944	Herbener	
2,383,108	A *	8/1945	Cibert	150/132
2,531,606	A	11/1950	Broughton	
2,558,996	A	7/1951	Ullmann	

2,725,913	A *	12/1955	Horwin	150/147
4,744,497	A	5/1988	O'Neal	
6,105,298	A	8/2000	Grayson et al.	
D435,339	S	12/2000	Cleveland	
D527,899	S	9/2006	Morehead	

* cited by examiner

Primary Examiner — Holly Baynham

(74) *Attorney, Agent, or Firm* — Dickinson Wright PLLC

(57) **CLAIM**

The ornamental design for a thin wallet, as shown and described.

DESCRIPTION

FIG. 1 is a perspective view from a first side with the wallet open;

FIG. 2 is a perspective view from a second side with the wallet open;

FIG. 3 is a view of the first side;

FIG. 4 is a top view of FIG. 3;

FIG. 5 is a bottom view of FIG. 3;

FIG. 6 is a view of the second side;

FIG. 7 is a side view of from the left of FIG. 6; and,

FIG. 8 is a side view of from the right of FIG. 6.

The broken lines representing stitching are part of the claimed design.

1 Claim, 3 Drawing Sheets

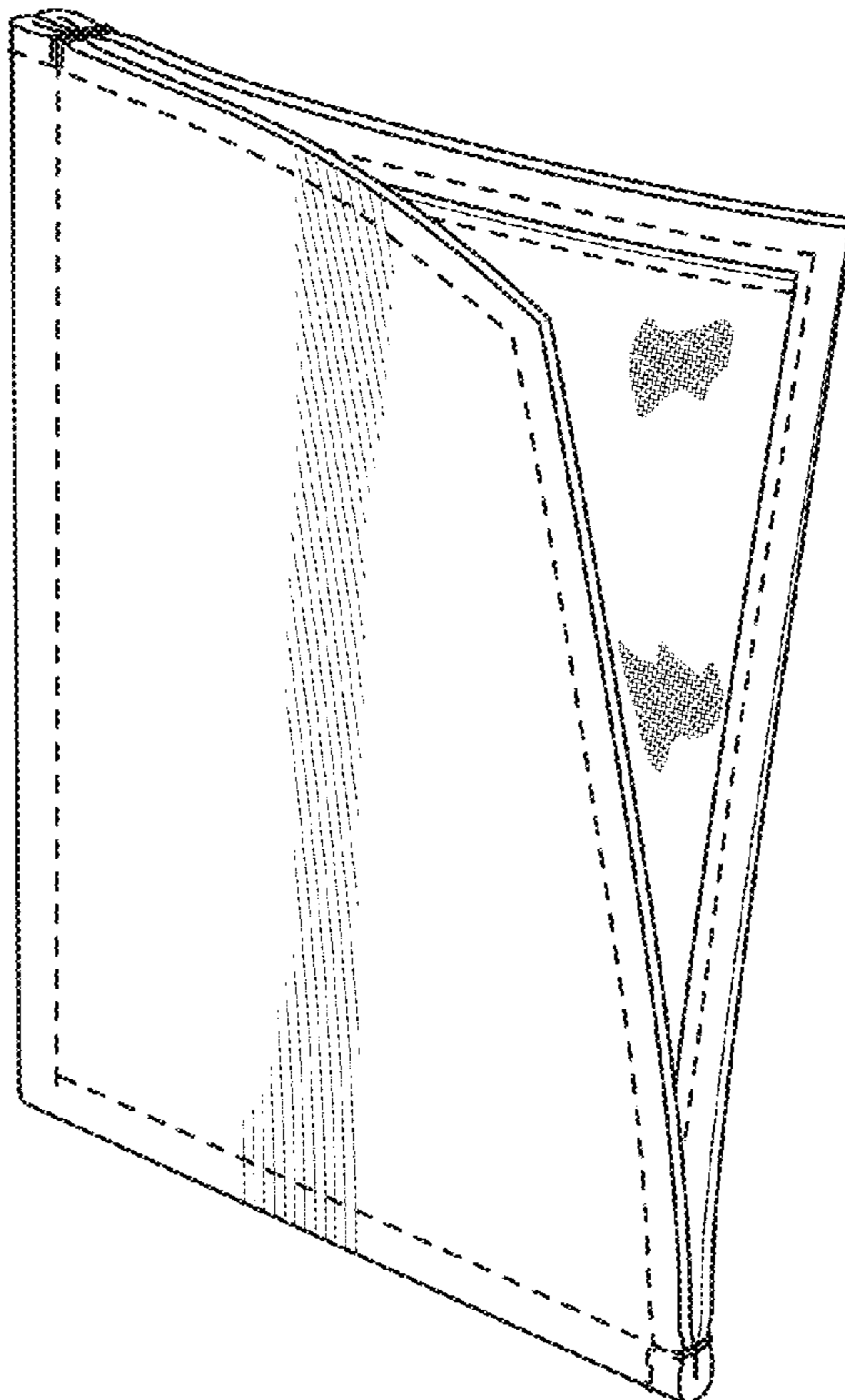


FIG. 1

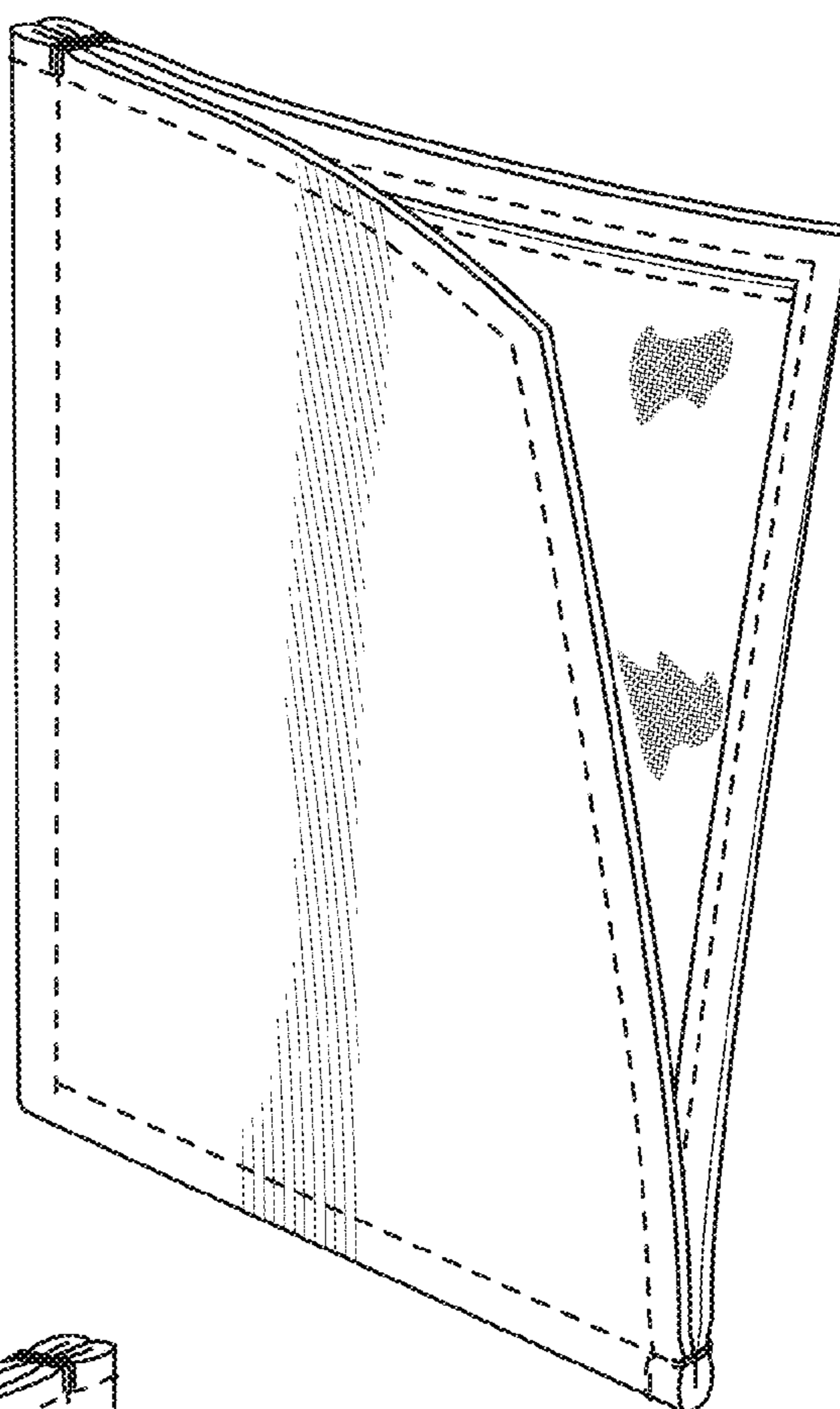


FIG. 2

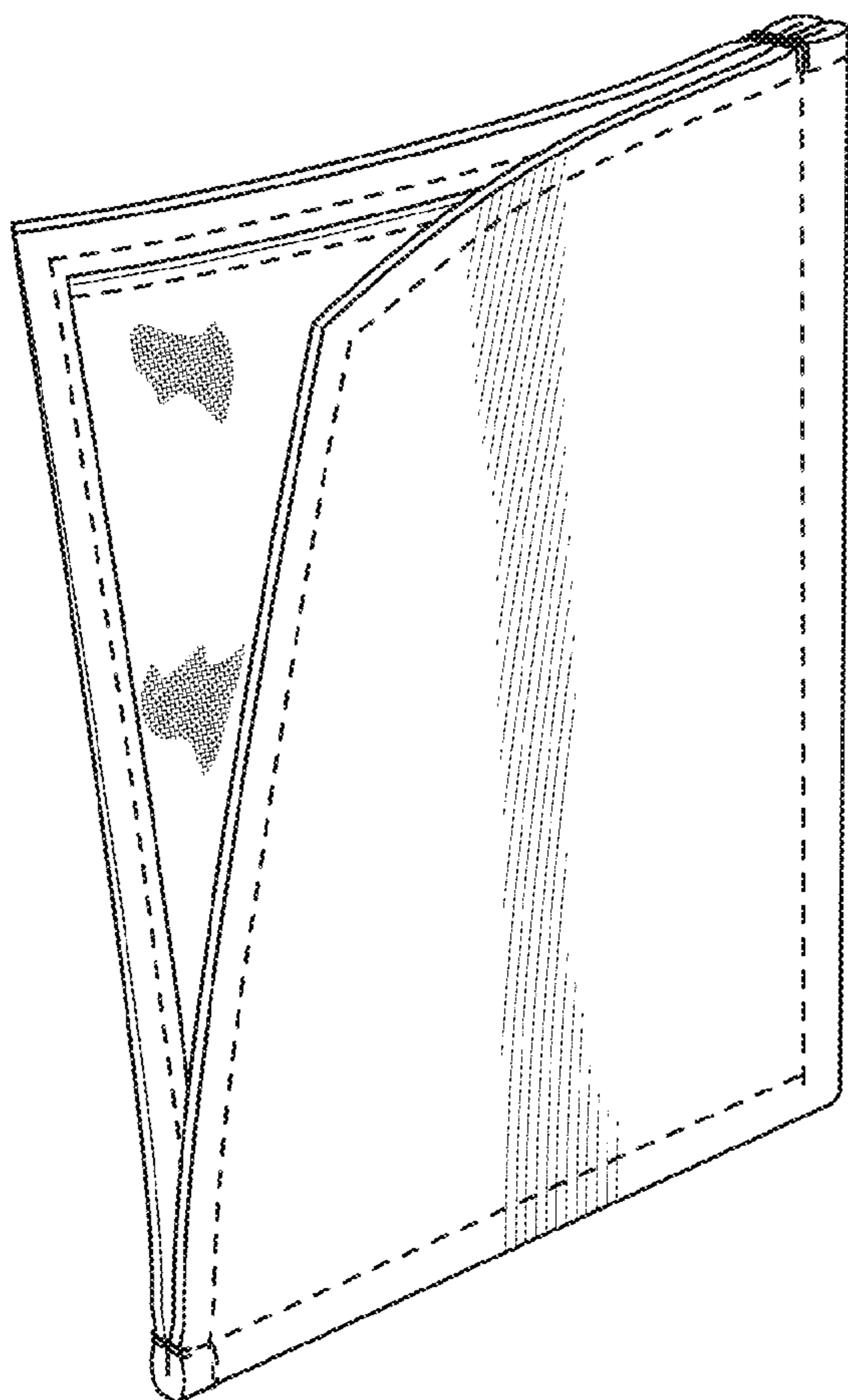


FIG. 3

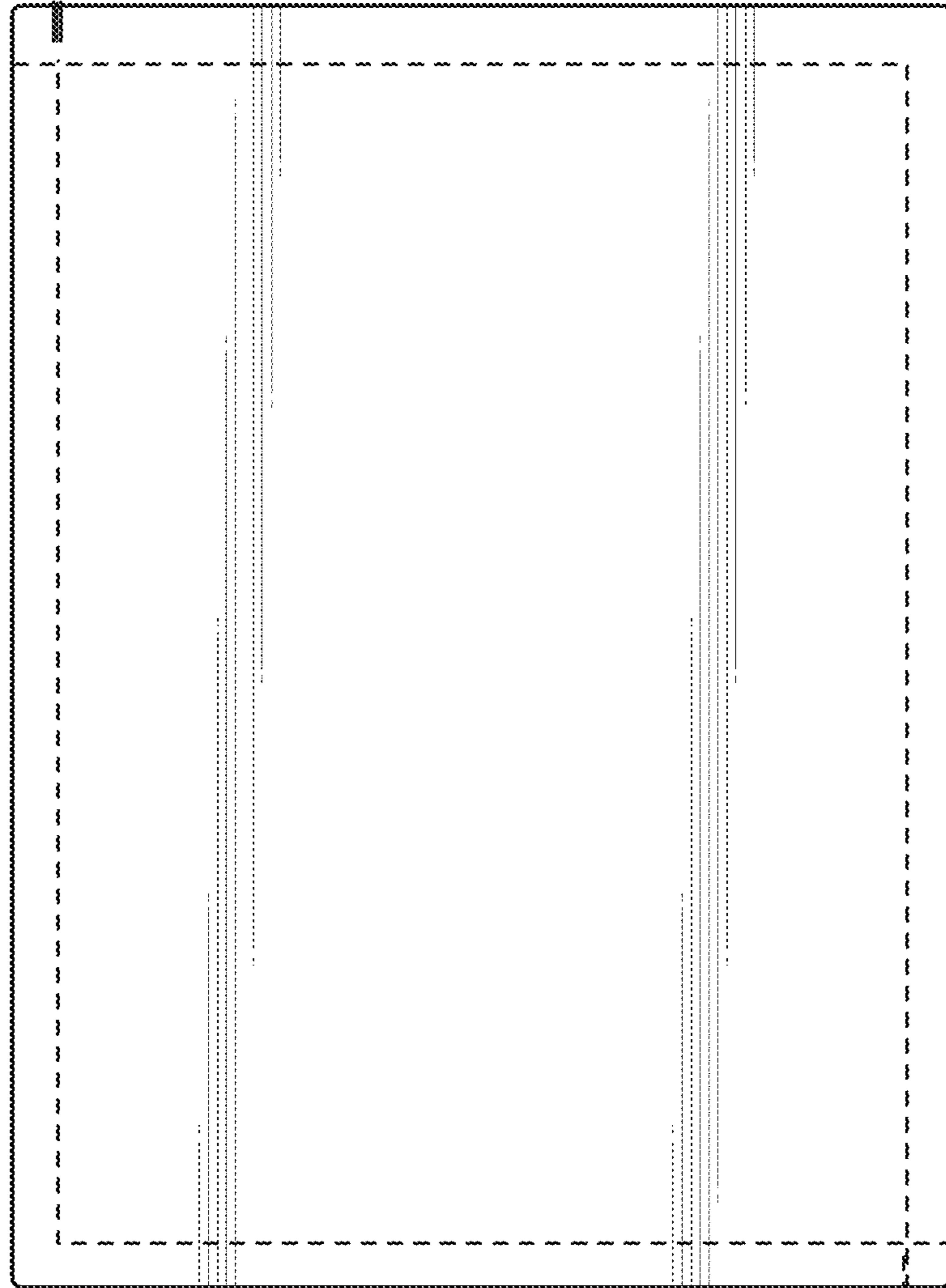


FIG. 4




FIG. 5




FIG. 6

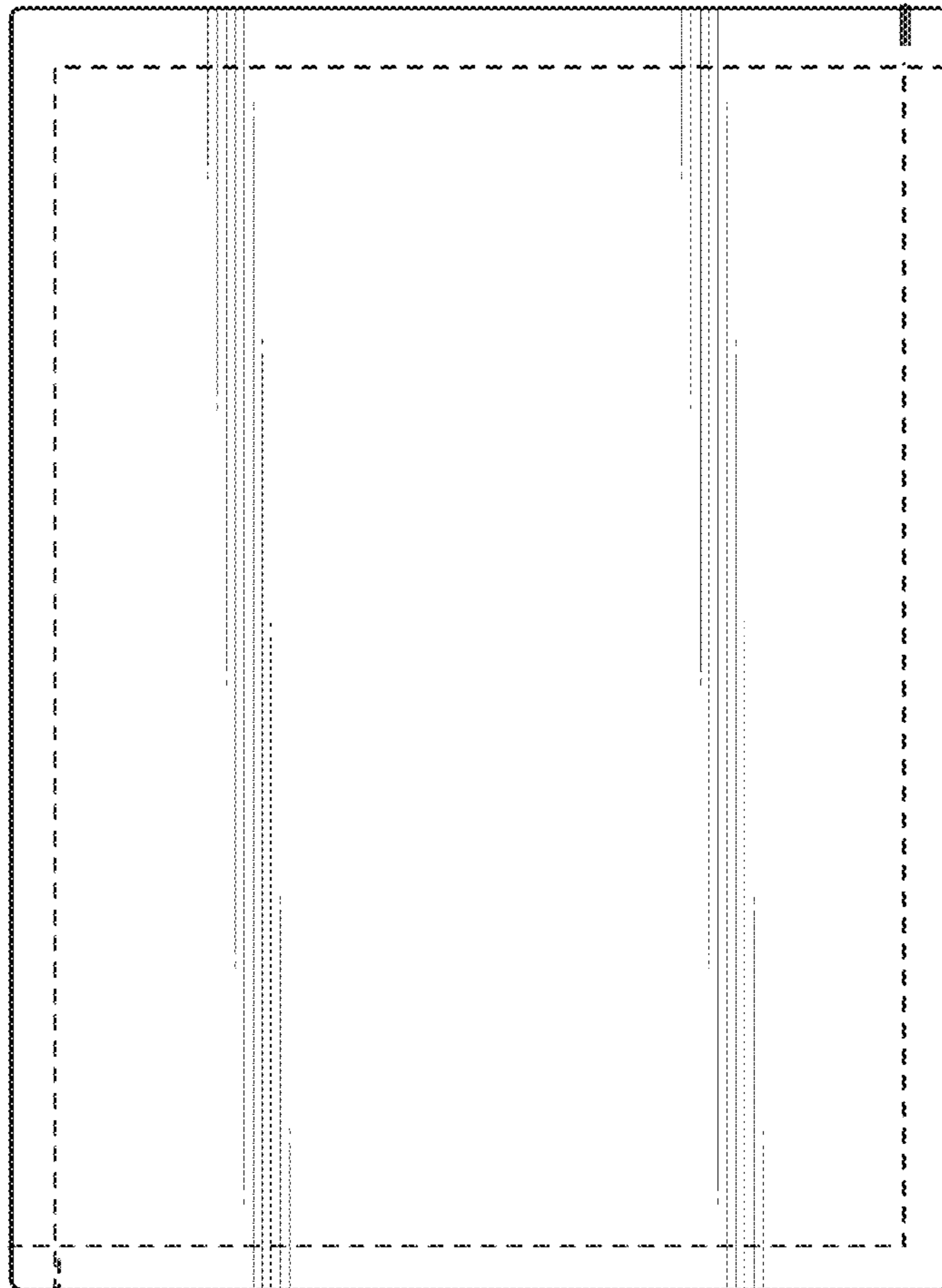


FIG. 7



FIG. 8

