



US00D702937S

(12) **United States Design Patent**
Philo

(10) **Patent No.:** **US D702,937 S**

(45) **Date of Patent:** **** Apr. 22, 2014**

(54) **HANDBAG**

(71) Applicant: **Phoebe Philo**, London (GB)

(72) Inventor: **Phoebe Philo**, London (GB)

(73) Assignee: **Celine**, Paris (FR)

(**) Term: **14 Years**

(21) Appl. No.: **29/441,180**

(22) Filed: **Jan. 2, 2013**

(30) **Foreign Application Priority Data**

Sep. 20, 2012 (EM) 002106294-0001

(51) **LOC (10) Cl.** **03-01**

(52) **U.S. Cl.**
USPC **D3/245**

(58) **Field of Classification Search**
USPC D3/245-246; 150/100, 103-110,
150/113-114, 117-119

See application file for complete search history.

(56) **References Cited**

U.S. PATENT DOCUMENTS

D365,444 S * 12/1995 Pritchett D3/233

* cited by examiner

Primary Examiner — Holly Baynham

(74) *Attorney, Agent, or Firm* — Finnegan, Henderson, Farabow, Garrett & Dunner, LLP

(57) **CLAIM**

The ornamental design for a handbag, as shown and described.

DESCRIPTION

FIG. 1 is a front elevation view of a handbag showing my new design;

FIG. 2 is a right side view thereof;

FIG. 3 is a left side view thereof;


FIG. 4 is a rear elevation view thereof;

FIG. 5 is a bottom view thereof; and,

FIG. 6 is a top view in an alternate configuration, where the handbag is open.

The broken lines of uneven length define the boundary of the interior of the handbag and form no part of the claimed design. The broken lines of uniform length shown in all views represent stitching, which is part of the claimed design.

1 Claim, 6 Drawing Sheets






FIG. 1

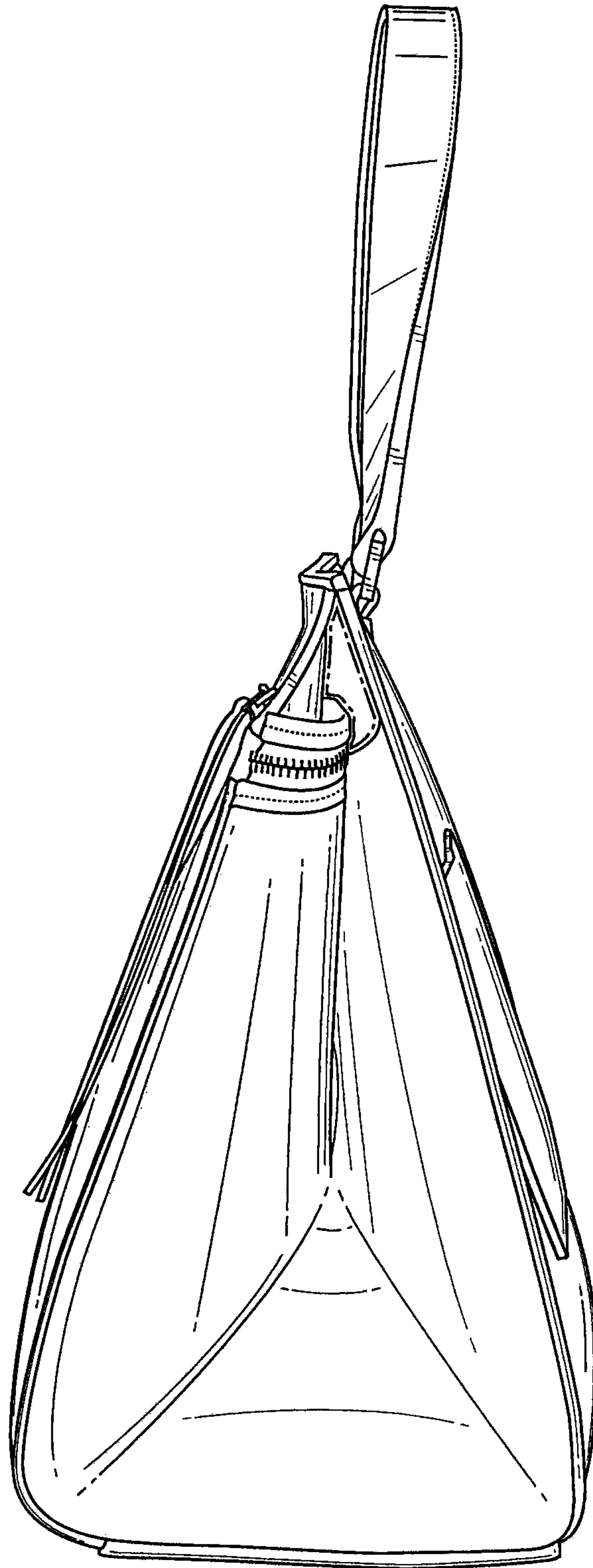


FIG. 2

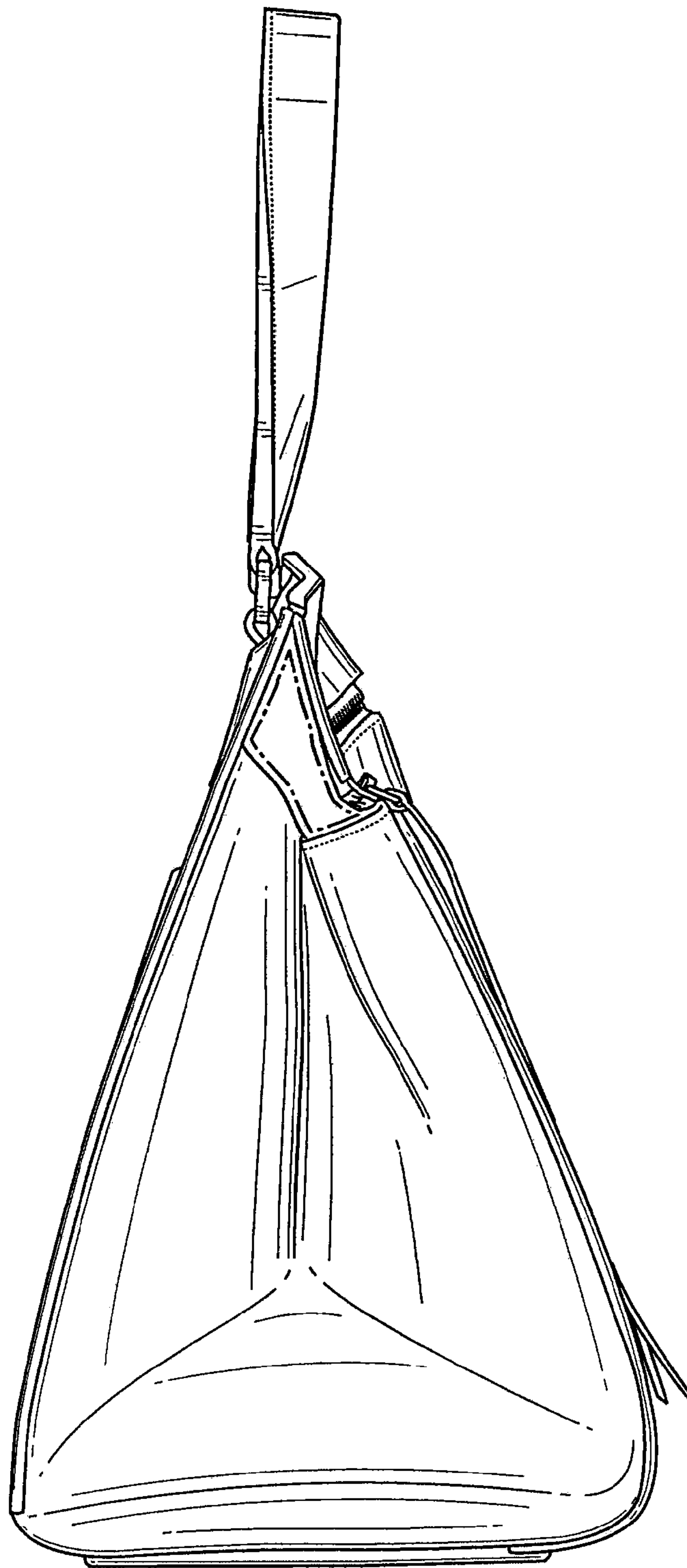


FIG. 3



FIG. 4

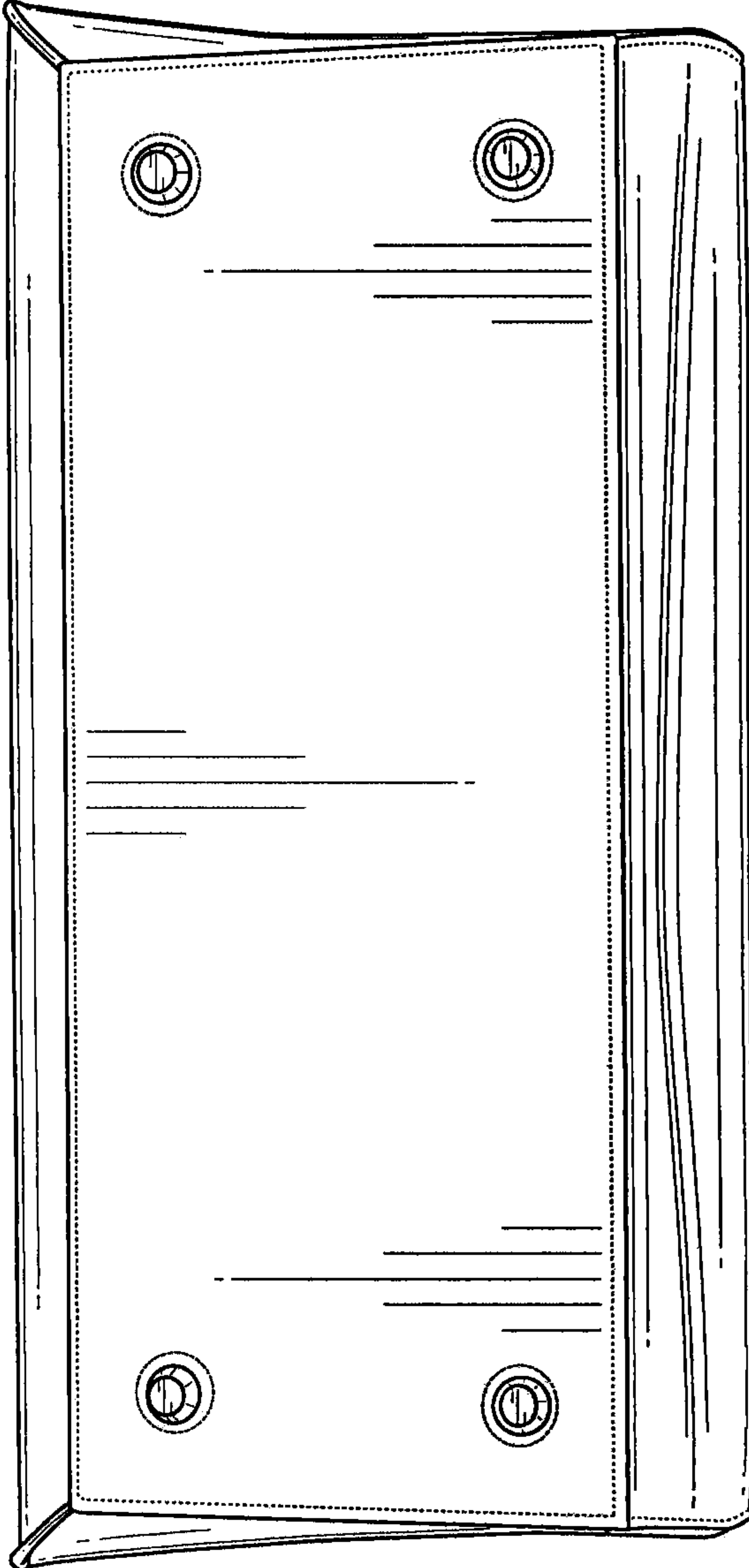


FIG. 5

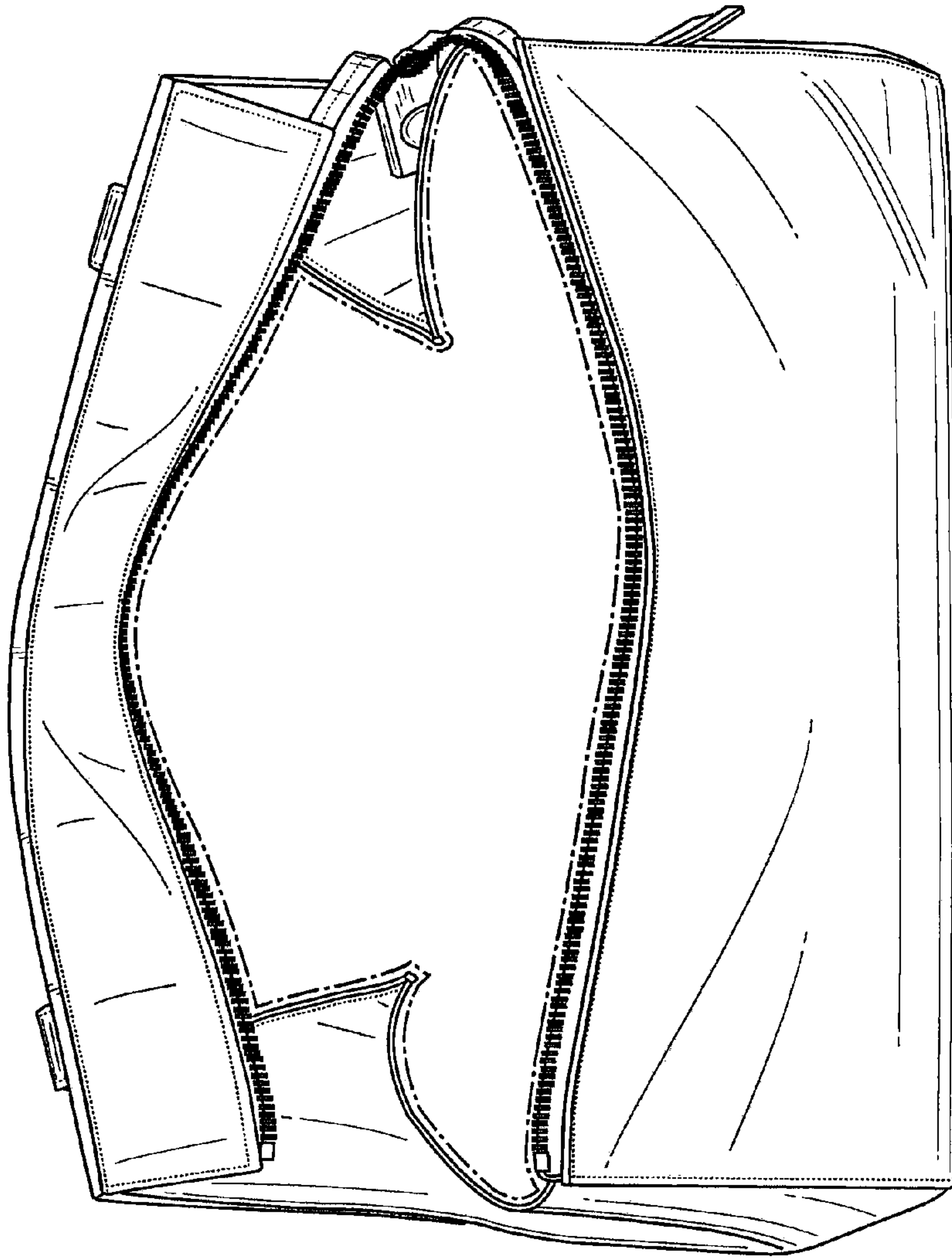


FIG. 6