

US00D702927S

(12) **United States Design Patent**
Sisera

(10) **Patent No.:** **US D702,927 S**
(45) **Date of Patent:** **** Apr. 22, 2014**

(54) **TOQUE**

(75) Inventor: **Tony Sisera**, Toronto (CA)

(73) Assignee: **Courtz Headwear Inc.**, Toronto (CA)

(**) Term: **14 Years**

(21) Appl. No.: **29/428,174**

(22) Filed: **Jul. 26, 2012**

(30) **Foreign Application Priority Data**

Jun. 13, 2012 (CA) 146107

(51) **LOC (10) Cl.** **02-03**

(52) **U.S. Cl.**
USPC **D2/870; D2/889**

(58) **Field of Classification Search**
USPC D2/865, 866, 867, 868, 869, 870, 871,
D2/872, 873, 874, 882, 883, 884, 886, 891,
D2/892, 893, 894, 895; 2/10, 12, 68, 171,
2/175.1, 175.2, 175.3, 183, 195.1, 195.2,
2/195.3, 195.4, 195.5, 195.6, 195.7,
2/200.1, 200.2, 209.11, 209.12, 209.13
See application file for complete search history.

(56) **References Cited**

U.S. PATENT DOCUMENTS

1,481,975 A * 1/1924 Bender 66/171
D65,788 S * 10/1924 Susman D2/888
D111,716 S * 10/1938 Schmidt D2/889
D313,496 S * 1/1991 Pesta D2/869
5,410,760 A * 5/1995 Zumbiel 2/195.1
D364,494 S 11/1995 Sisera et al.
5,477,629 A * 12/1995 Gleason, Jr. 40/329
D396,136 S * 7/1998 Stein D2/872

(Continued)

FOREIGN PATENT DOCUMENTS

CA 73049 * 8/1993
CA 80335 * 4/1997

(Continued)

OTHER PUBLICATIONS

Booster Beanies toques by Courtz Headwear Inc., [on-line]; retrieved from the Internet on Aug. 17, 2013; URL: >http://www.courtzheadwear.com/?q=portfolio<. (1 page).*

Primary Examiner — Karen E Eldridge Powers

(74) *Attorney, Agent, or Firm* — Kevin Holbeche; Fasken Martinneau DuMoulin LLP

(57) **CLAIM**

I claim the ornamental design for a toque, as shown and described.

DESCRIPTION

FIG. 1 is a top front left side perspective view of a toque embodying my design, with a wearer shown in phantom outline for environmental purposes and not forming any part of the claimed design;

FIG. 2 is a front elevational view of the toque of FIG. 1;

FIG. 3 is a rear elevational view of the toque of FIG. 1;

FIG. 4 is a left side elevational view of the toque of FIG. 1;

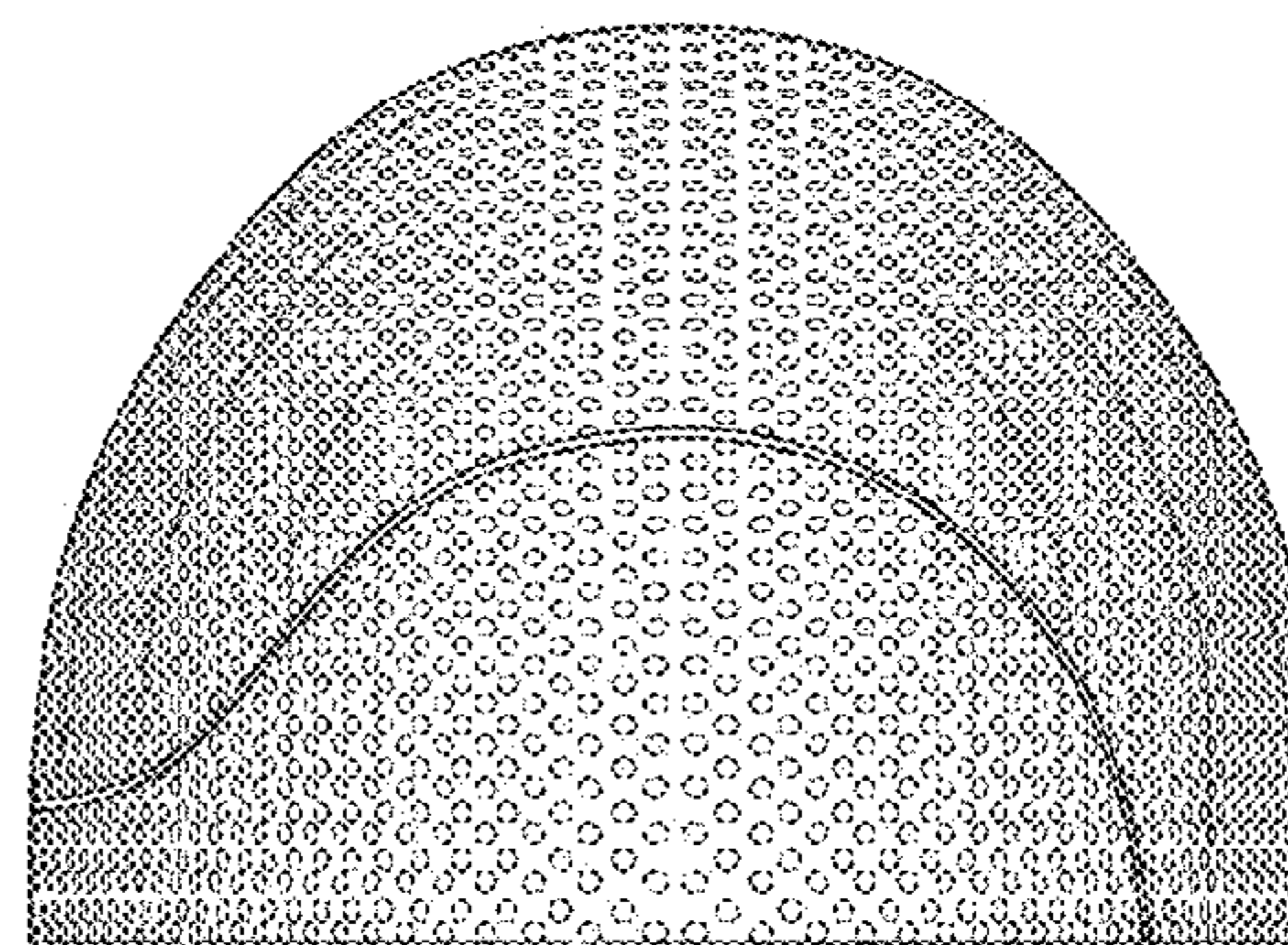
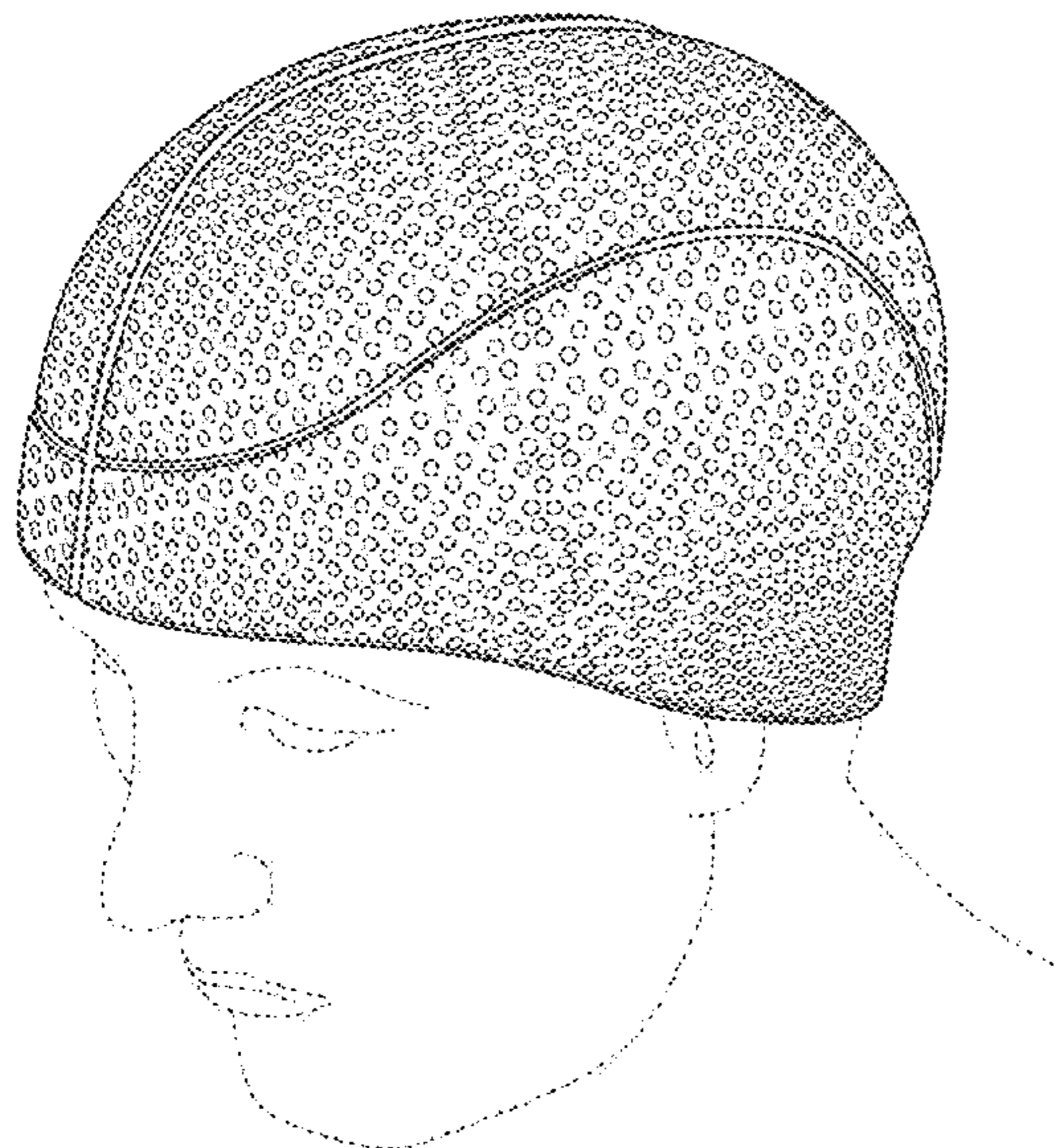
FIG. 5 is a right side elevational view of the toque of FIG. 1;

FIG. 6 is a top plan view of the toque of FIG. 1; and,

FIG. 7 is an enlarged fragmentary view of the pattern, which repeats uniformly over the toque of FIG. 1. The outline shown in phantom illustrates the bounds of the view, and forms no part of the claimed design.

Features of the drawings shown in phantom outline are shown for environmental purposes and do not form any part of the claimed design.

1 Claim, 4 Drawing Sheets



(56)

References Cited

U.S. PATENT DOCUMENTS

D420,207 S * 2/2000 Barton et al. D2/889
 6,018,821 A * 2/2000 Adams 2/209.11
 6,158,053 A * 12/2000 Wang 2/175.1
 D437,472 S * 2/2001 Ruscitti et al. D2/881
 D446,267 S * 8/2001 Feeney et al. D21/713
 D453,609 S * 2/2002 Sisera et al. D2/869
 D478,398 S * 8/2003 Rampell D29/102
 D478,409 S * 8/2003 Lesley D2/873
 6,910,226 B2 * 6/2005 Hoyez 2/209.12
 D517,781 S * 3/2006 Ortley et al. D2/882
 D535,460 S * 1/2007 Ortley et al. D2/882

7,174,573 B1 * 2/2007 Chen et al. 2/209.5
 D612,542 S * 3/2010 Righetti D29/102
 D658,854 S * 5/2012 Cobb D2/882
 2002/0095715 A1 * 7/2002 Hong 2/209.11
 2006/0185061 A1 * 8/2006 Wakefield 2/195.1
 2007/0011794 A1 * 1/2007 Wang Lee 2/10
 2009/0199320 A1 * 8/2009 Ng 2/209.3

FOREIGN PATENT DOCUMENTS

CA 94400 * 1/2002
 CA 146107 * 5/2013
 KR 300545926.0002 * 12/2010

* cited by examiner

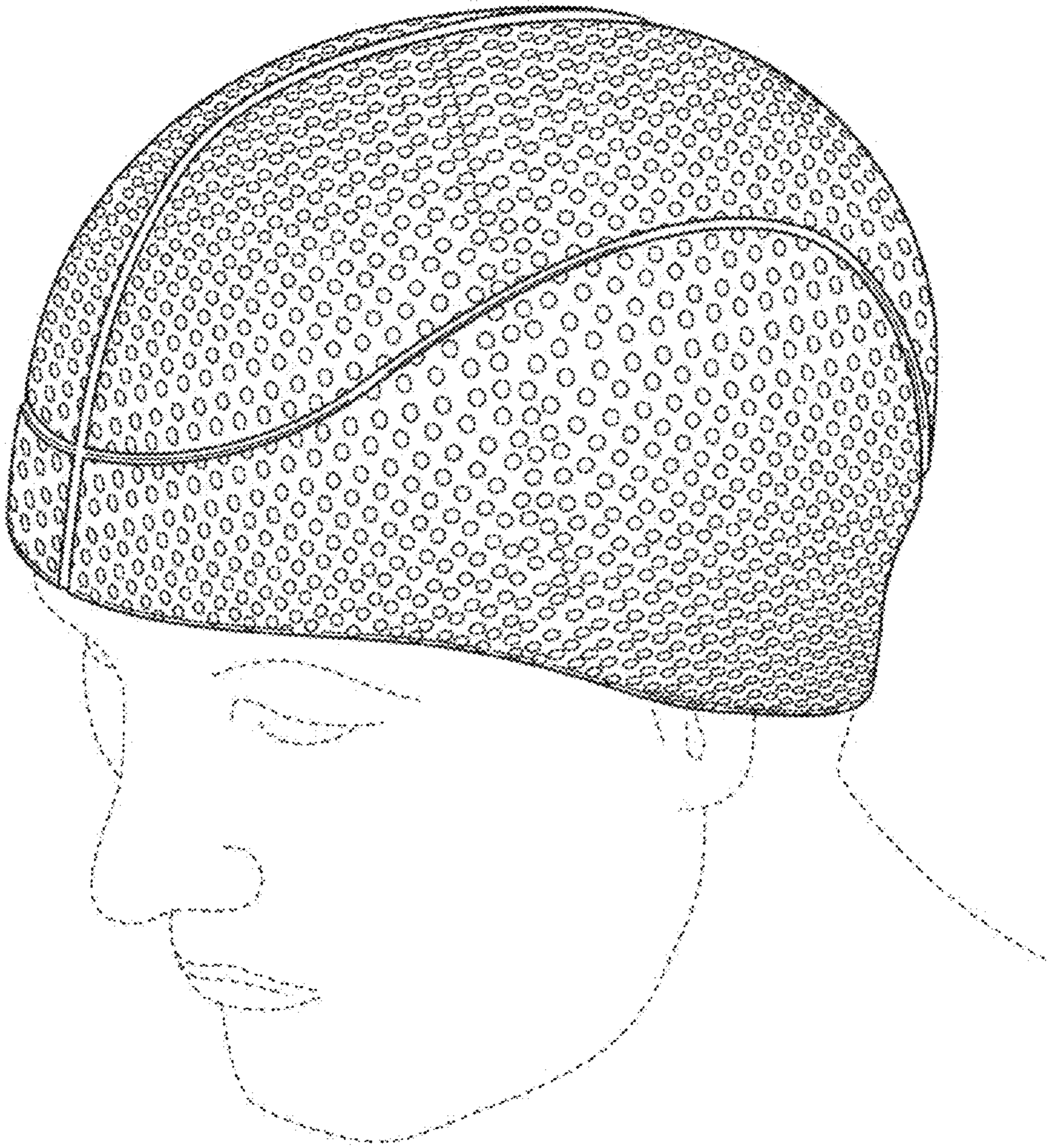


FIG. 1

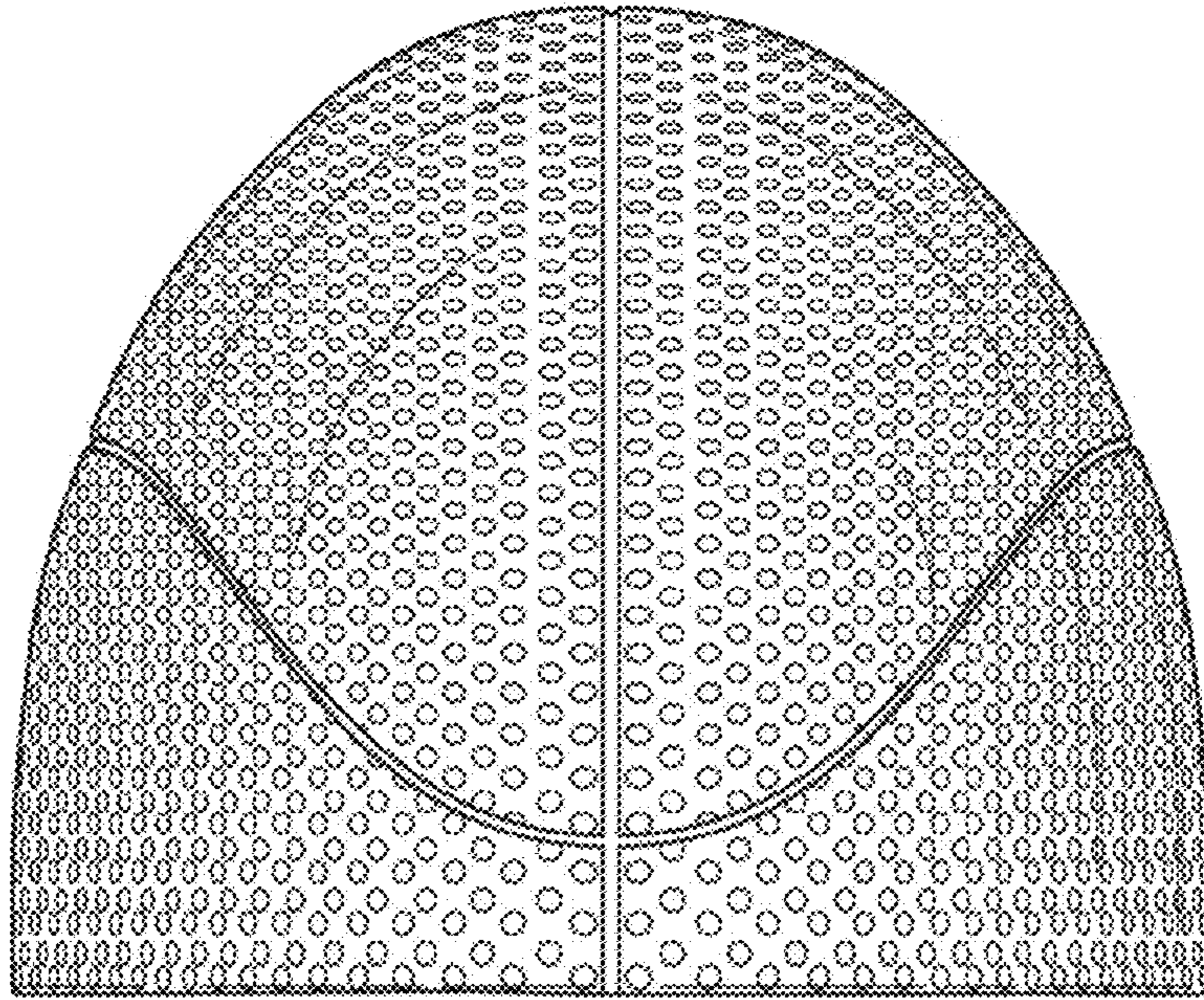


FIG. 2

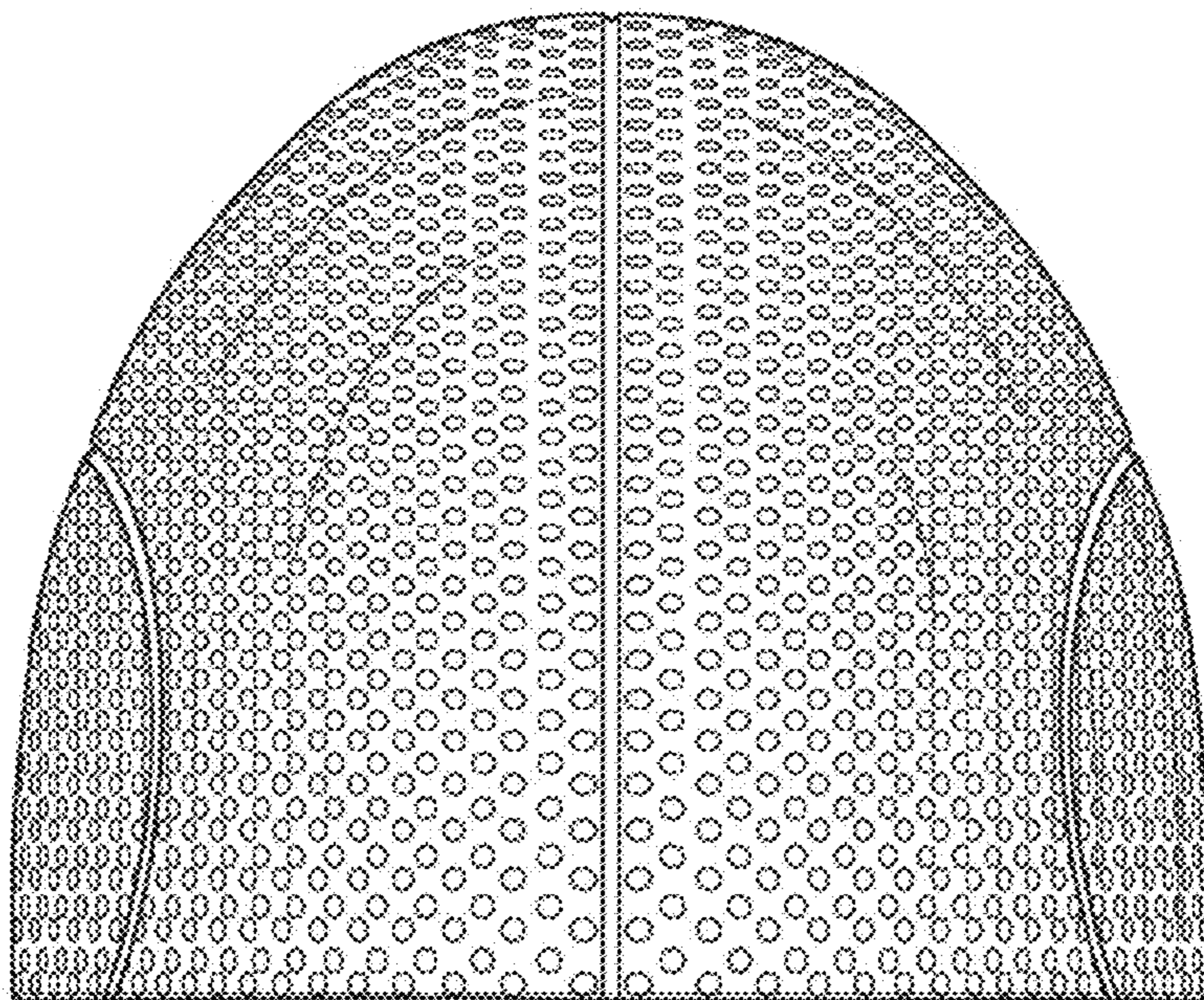


FIG. 3

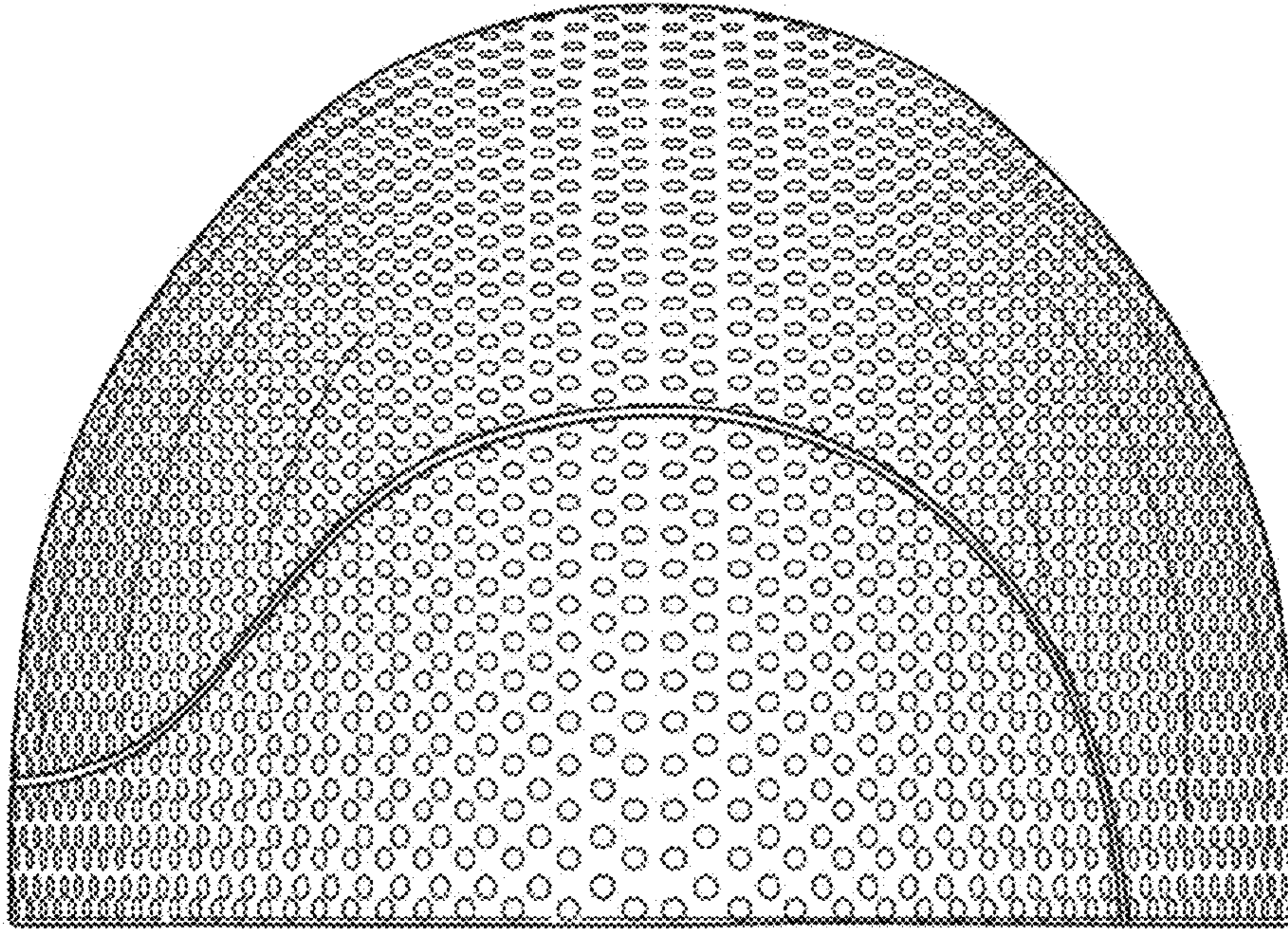


FIG. 4

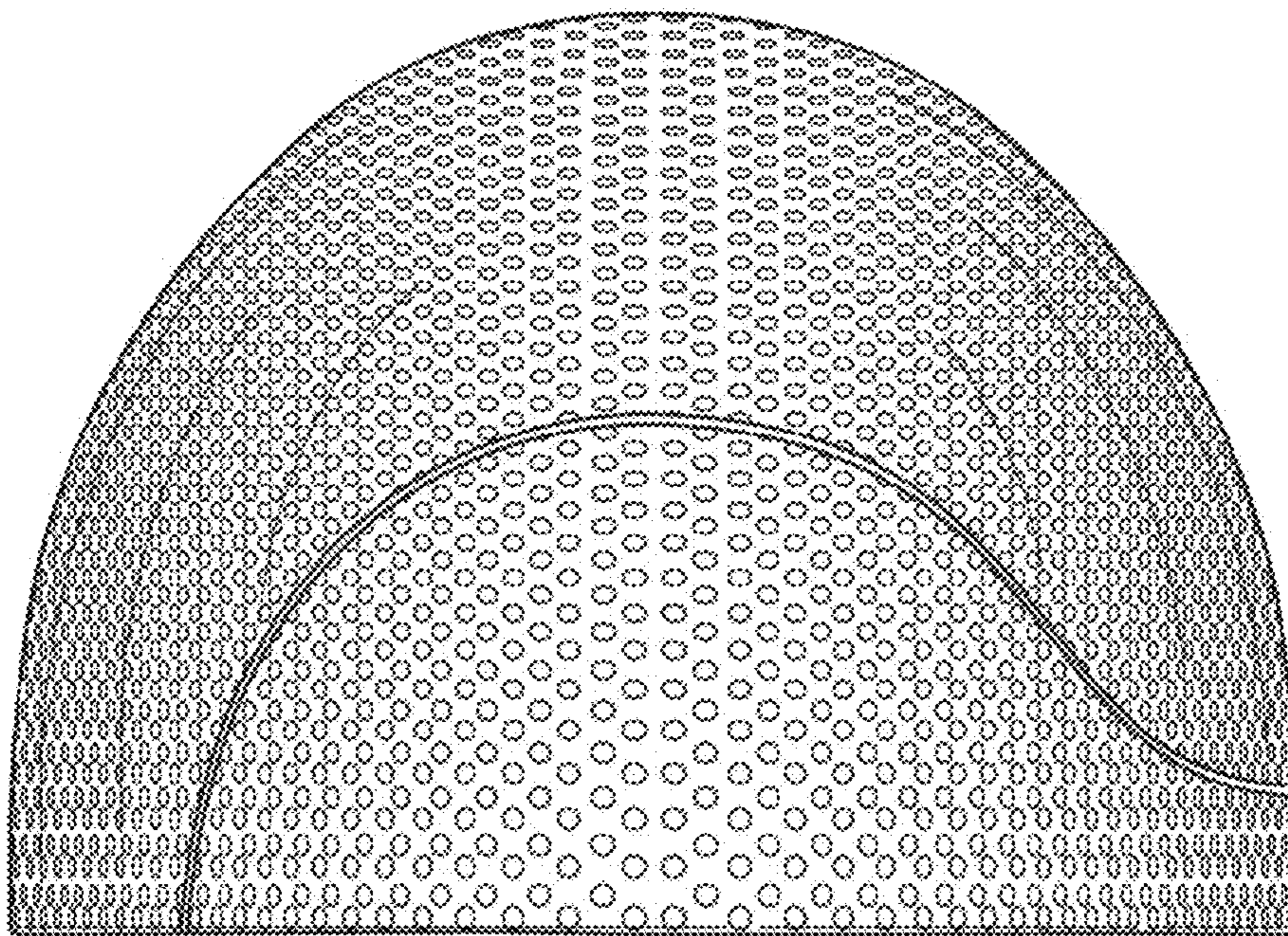


FIG. 5

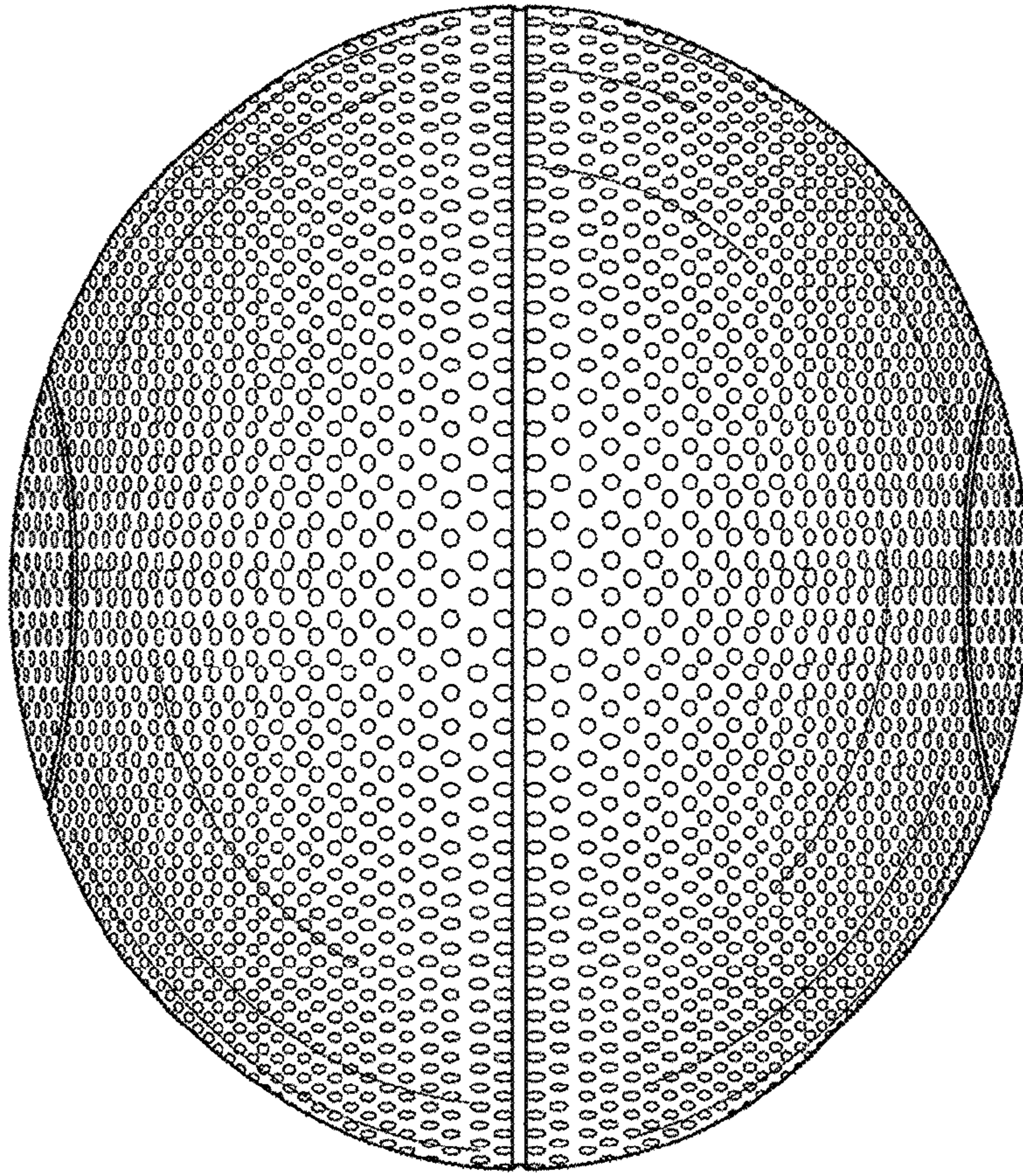


FIG. 6

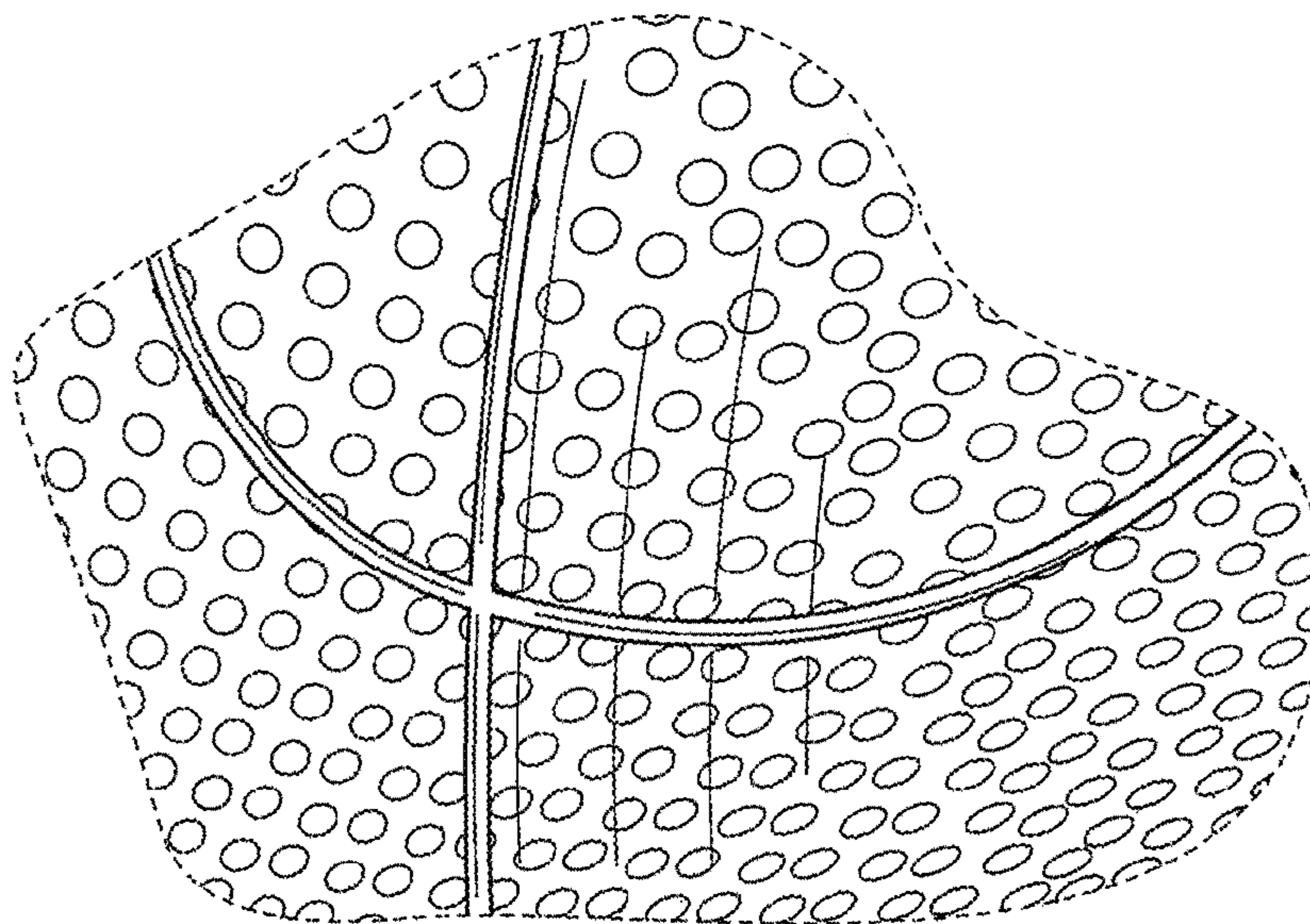


FIG. 7