



US00D702917S

(12) **United States Design Patent**
White et al.

(10) **Patent No.:** **US D702,917 S**
(45) **Date of Patent:** **** Apr. 22, 2014**

- (54) **DISPOSABLE PANTY WITH INTEGRATED FEMININE PAD**
- (71) Applicants: **Shawana White**, Riverdale, GA (US);
Charles White, Riverdale, GA (US)
- (72) Inventors: **Shawana White**, Riverdale, GA (US);
Charles White, Riverdale, GA (US)
- (**) Term: **14 Years**
- (21) Appl. No.: **29/433,601**
- (22) Filed: **Oct. 2, 2012**
- (51) **LOC (10) Cl.** **02-01**
- (52) **U.S. Cl.**
USPC **D2/712**
- (58) **Field of Classification Search**
USPC D2/712, 713, 714, 715, 716, 731, 736,
D2/737, 738, 739, 742, 860, 863, 862,
D2/864; D24/124, 125, 126; 2/67, 400,
2/401, 402, 403, 404, 405, 406, 407,
2/408; 604/359, 385.01, 385.03, 385.04,
604/385.08, 387, 396

See application file for complete search history.

6,913,599	B2	7/2005	Mishima	
D585,182	S *	1/2009	Hodges et al.	D2/712
D632,055	S *	2/2011	Wynn	D2/712
7,937,777	B2	5/2011	Sakaguchi	
D649,330	S *	11/2011	Trahin et al.	D2/713
8,052,665	B2 *	11/2011	Wastlund-Karlsson	
			et al.	604/385.22
D651,377	S *	1/2012	Weaver et al.	D2/712
D667,609	S *	9/2012	Zorin	D2/713
2002/0099349	A1 *	7/2002	Lee	604/385.03
2005/0203480	A1 *	9/2005	Chang	604/402
2008/0033387	A1 *	2/2008	Wastlund-Karlsson	
			et al.	604/385.23
2008/0125737	A1	5/2008	Modgeddi	
2009/0240226	A1	9/2009	Fields	
2010/0125264	A1	5/2010	Naylor	
2010/0318051	A1	12/2010	McCourt	
2012/0010582	A1 *	1/2012	Newnam	604/360
2013/0072888	A1 *	3/2013	Zorin	604/372

* cited by examiner

Primary Examiner — Karen E Eldridge Powers

(57) **CLAIM**

We claim the ornamental design for the disposable panty with integrated feminine pad, as shown and described.

DESCRIPTION

FIG. 1 is a front elevation view of the disposable panty with integrated feminine pad.

FIG. 2 is a rear elevation view of the claimed design.

FIG. 3 is a right side elevation view of the claimed design.

FIG. 4 is a top plan view of the claimed design.

FIG. 5 is a bottom plan view of the claimed design; and,

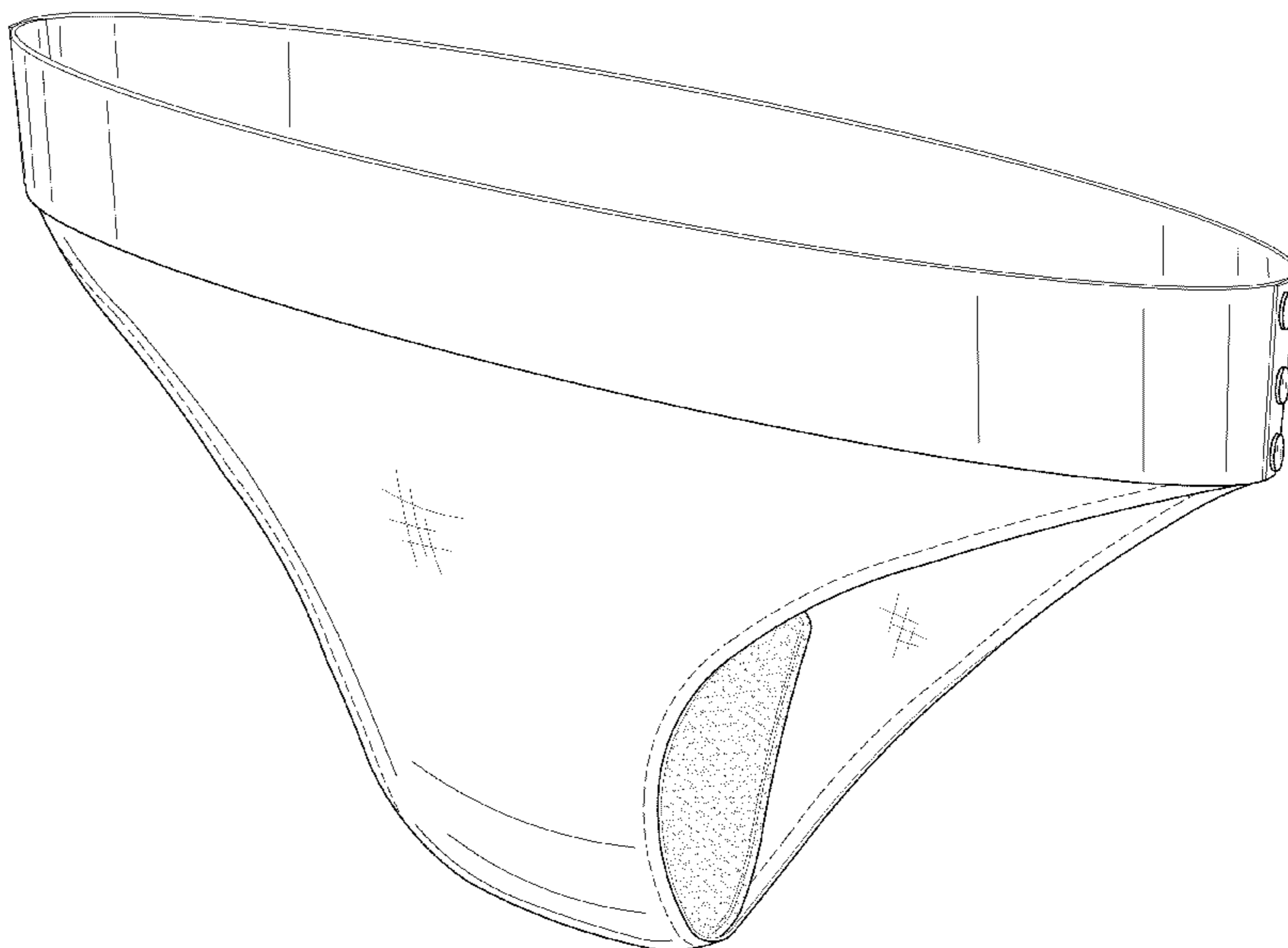
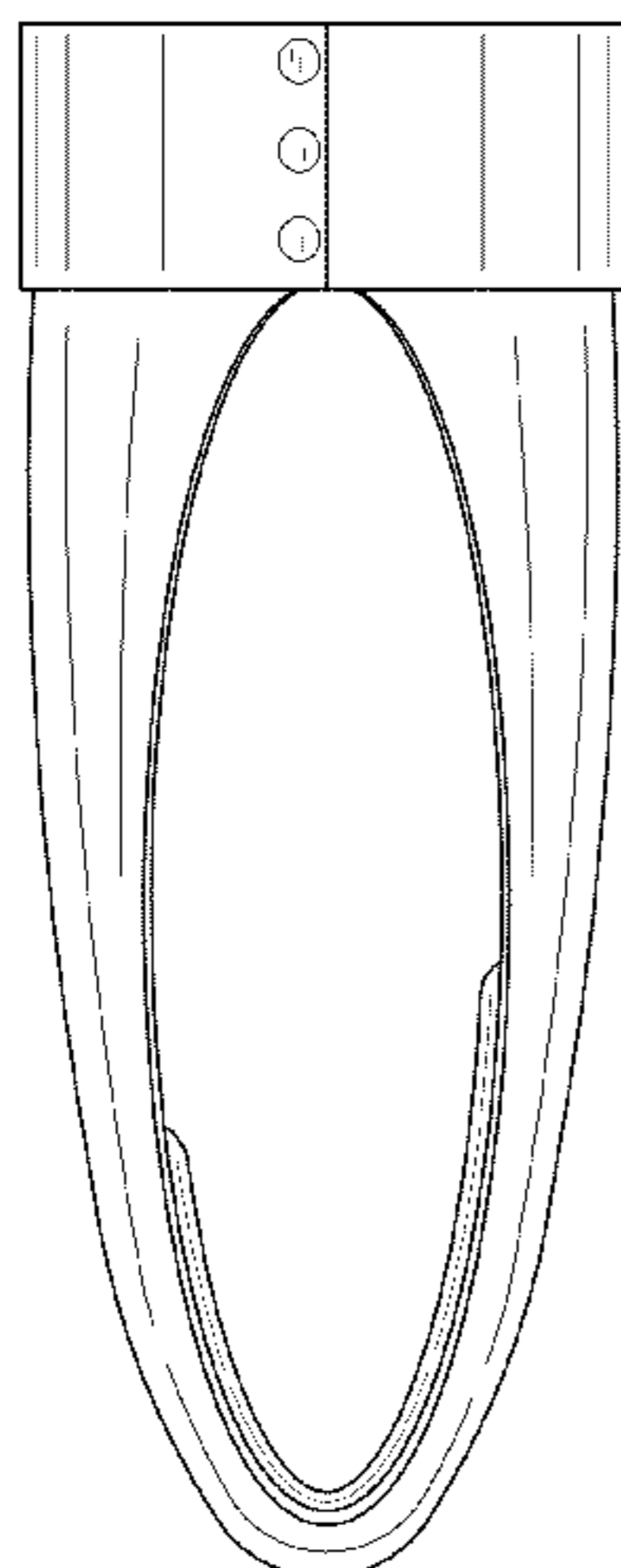
FIG. 6 is a front/left-side perspective view of the claimed design.

The broken lines in the drawings are stitching and form part of the claimed design.

1 Claim, 5 Drawing Sheets

(56) **References Cited**
U.S. PATENT DOCUMENTS

2,322,170	A *	6/1943	Snyder	2/403
4,481,683	A *	11/1984	Estruch	2/400
4,842,596	A *	6/1989	Kielpikowski et al.	604/385.26
D330,590	S *	10/1992	Pressley et al.	D24/126
D341,470	S *	11/1993	Quick	D2/713
D357,566	S *	4/1995	Hui	D2/712
6,258,077	B1 *	7/2001	Buell et al.	604/393
6,428,524	B1 *	8/2002	Johansson et al.	604/385.3
6,585,713	B1 *	7/2003	LeMahieu et al.	604/392
D487,182	S	3/2004	Wilson-Robinson	



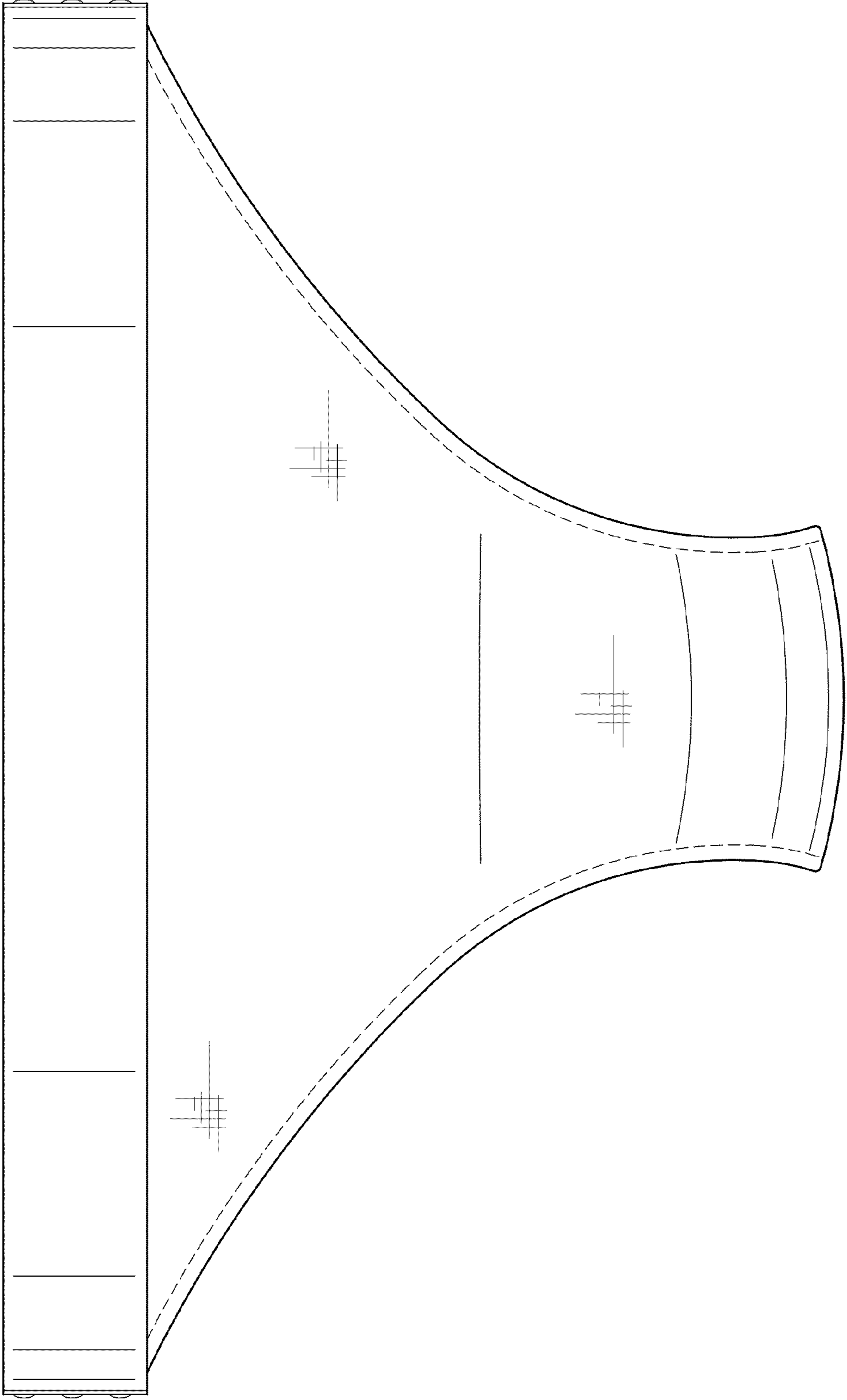


FIG. 1

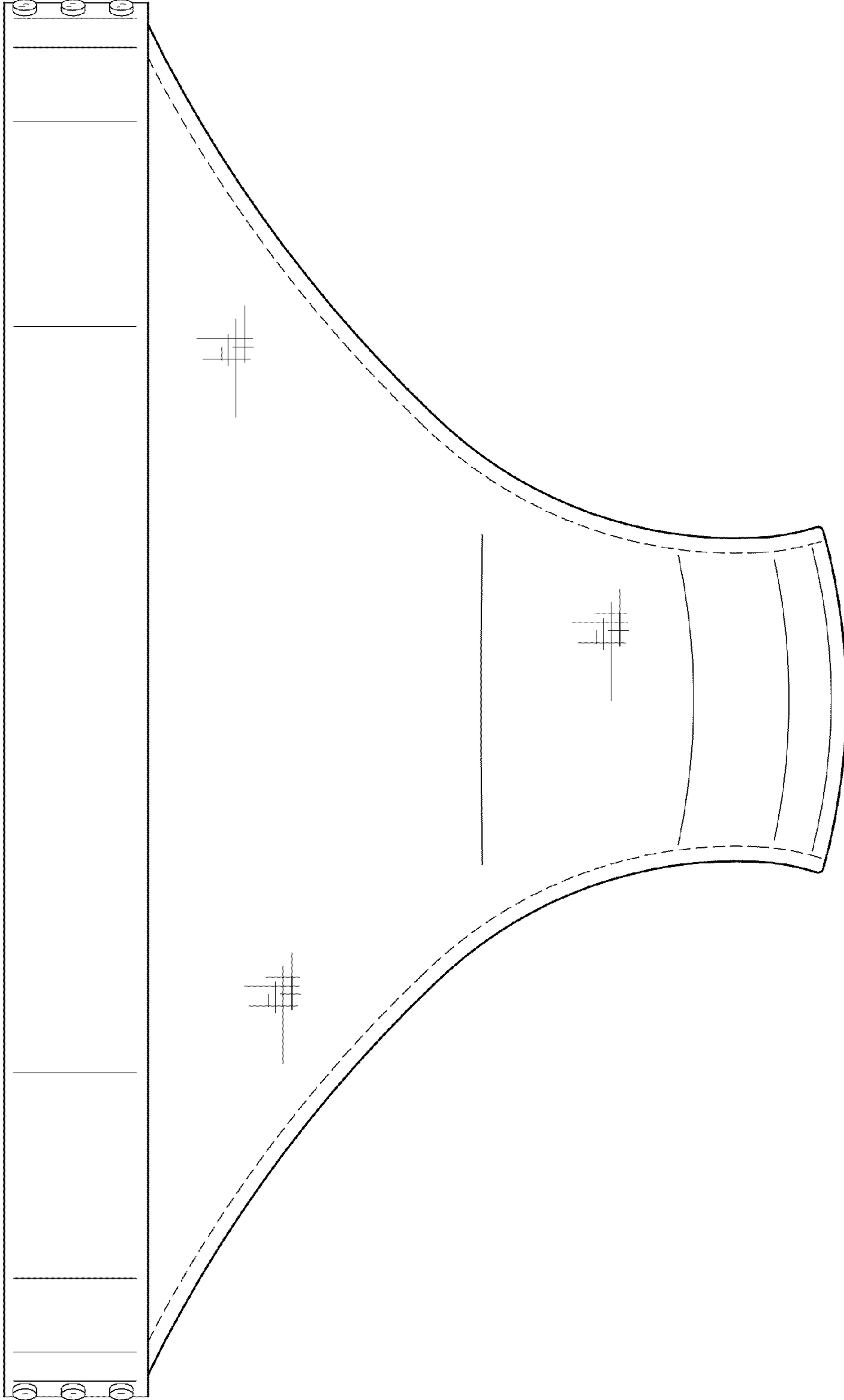


FIG. 2

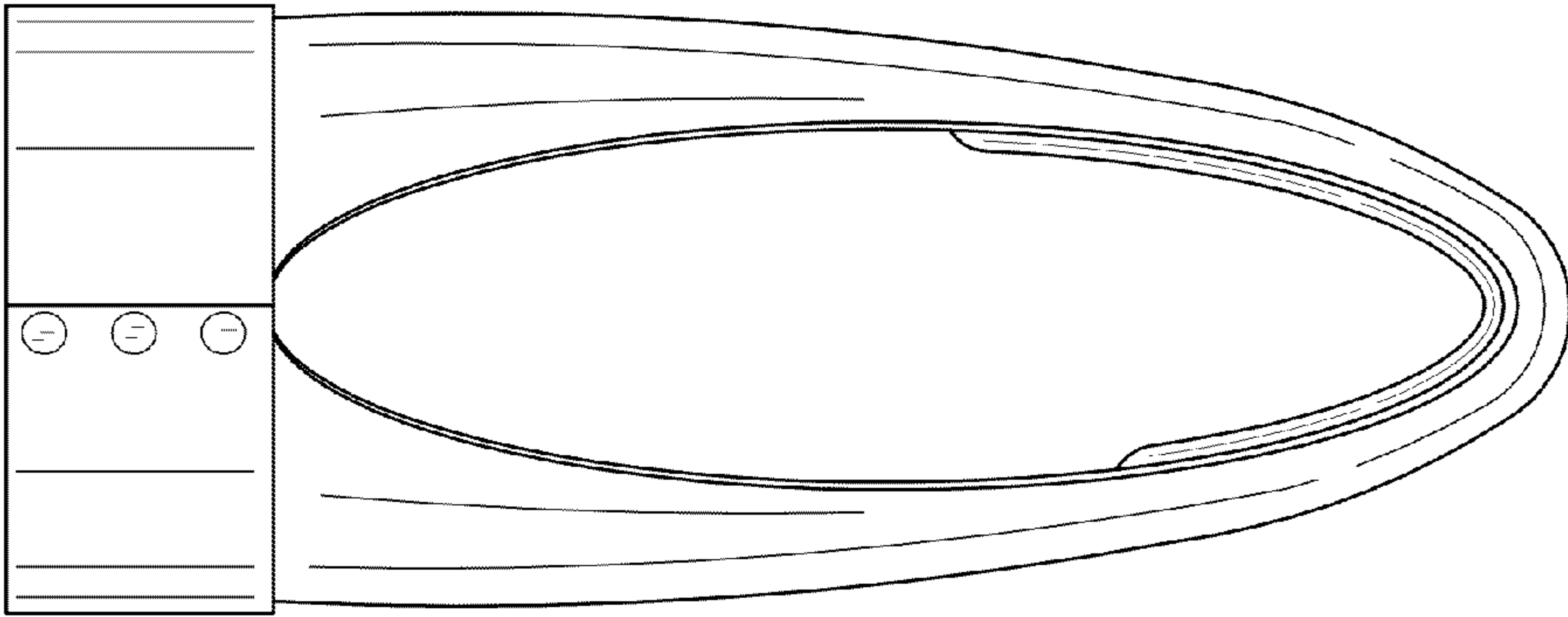


FIG. 3

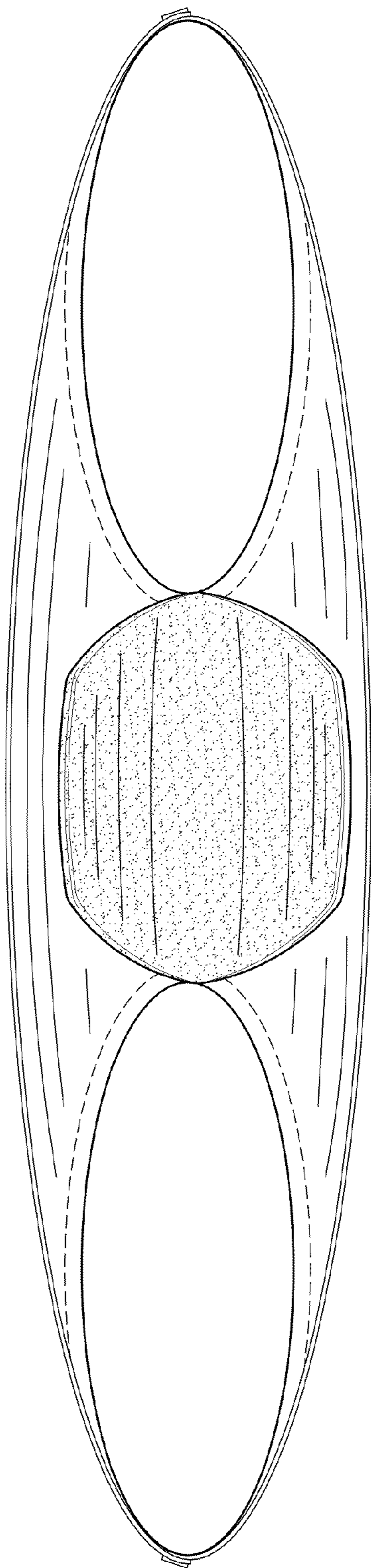


FIG. 4

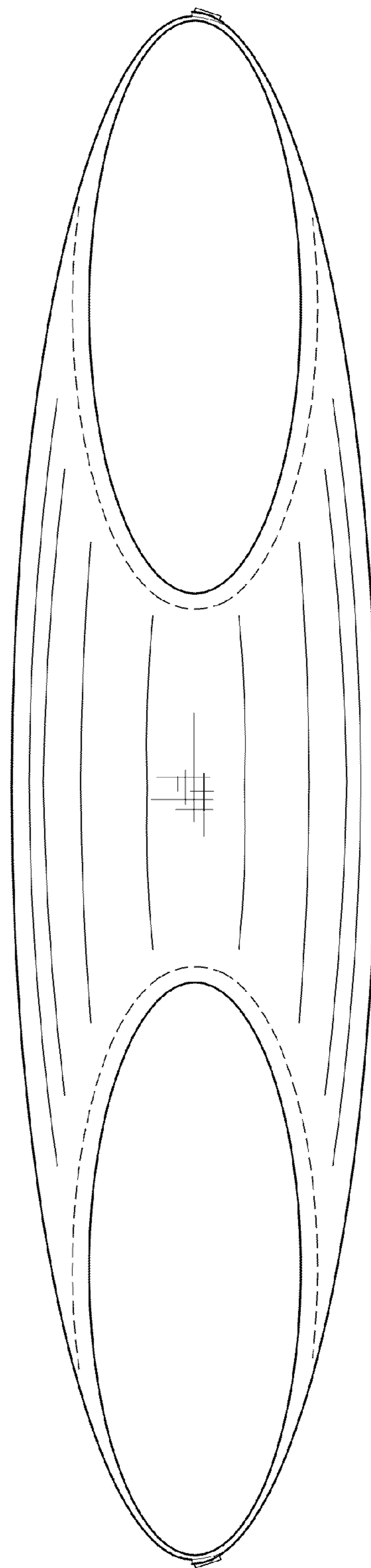


FIG. 5

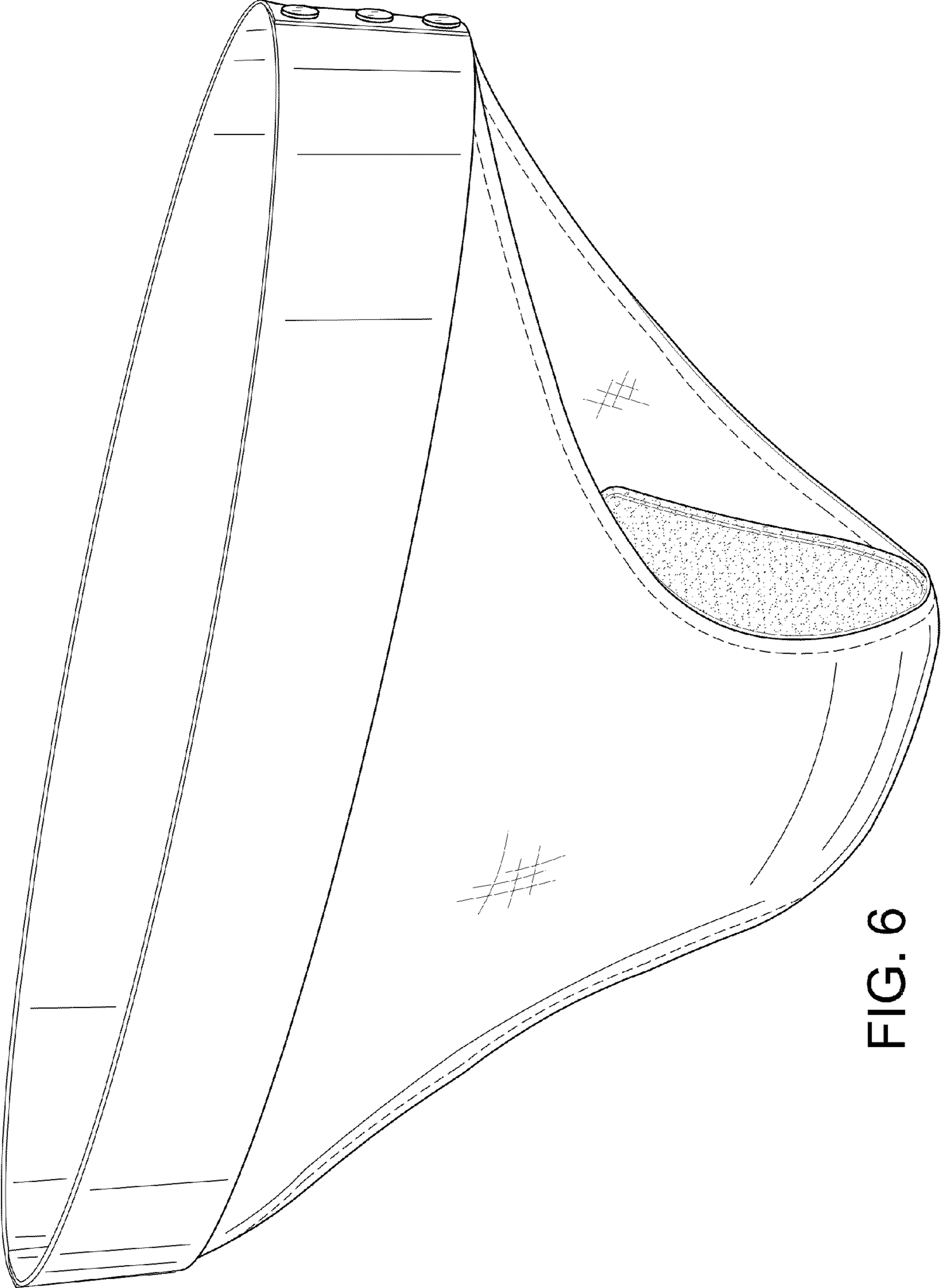


FIG. 6