



US00D702905S

(12) **United States Design Patent**
Holma et al.

(10) **Patent No.:** **US D702,905 S**
(45) **Date of Patent:** **** Apr. 15, 2014**

(54) **ICE SCRAPER**

(71) Applicants: **Tapani Holma**, Tampere (FI); **Janne Jaakkola**, Tampere (FI)

(72) Inventors: **Tapani Holma**, Tampere (FI); **Janne Jaakkola**, Tampere (FI)

(73) Assignee: **Sinituote Oy**, Hyvinkaa (FI)

(**) Term: **14 Years**

(21) Appl. No.: **29/460,659**

(22) Filed: **Jul. 12, 2013**

(30) **Foreign Application Priority Data**

Jan. 22, 2013 (EM) 002170571

(51) **LOC (10) Cl.** **08-05**

(52) **U.S. Cl.**
USPC **D32/46; D32/49**

(58) **Field of Classification Search**

USPC D32/46, 49; D8/14, 45, 46, 47, 105, 98,
D8/90; D7/682; 30/169, 167, 278, 280,
30/287; 15/105, 236.01-236.09, 245.1;
D4/136; 7/105

See application file for complete search history.

(56) **References Cited**

U.S. PATENT DOCUMENTS

D219,303 S * 11/1970 Golden D32/49
D219,548 S * 12/1970 Carter D32/49

4,164,801 A * 8/1979 Thomas 15/236.02
4,275,476 A * 6/1981 Hopkins et al. 15/236.02
D290,057 S * 5/1987 Licher D32/46
D292,532 S * 10/1987 Strongwater D32/49
D381,149 S * 7/1997 Mayo D32/49
D417,049 S * 11/1999 Hughes et al. D32/49
D422,125 S * 3/2000 Sneed et al. D32/49
6,351,888 B1 * 3/2002 Brown et al. 30/169
D459,847 S * 7/2002 Ingram D32/49
D478,699 S * 8/2003 Henriksson D32/49
D544,162 S * 6/2007 Uffner et al. D32/46
D547,513 S * 7/2007 Peroni et al. D32/46
D604,919 S * 11/2009 Meyer D32/41
D652,593 S * 1/2012 Wu D32/40
D675,340 S * 1/2013 Evans et al. D25/18

* cited by examiner

Primary Examiner — John Windmuller

(74) *Attorney, Agent, or Firm* — Klauber & Jackson LLC

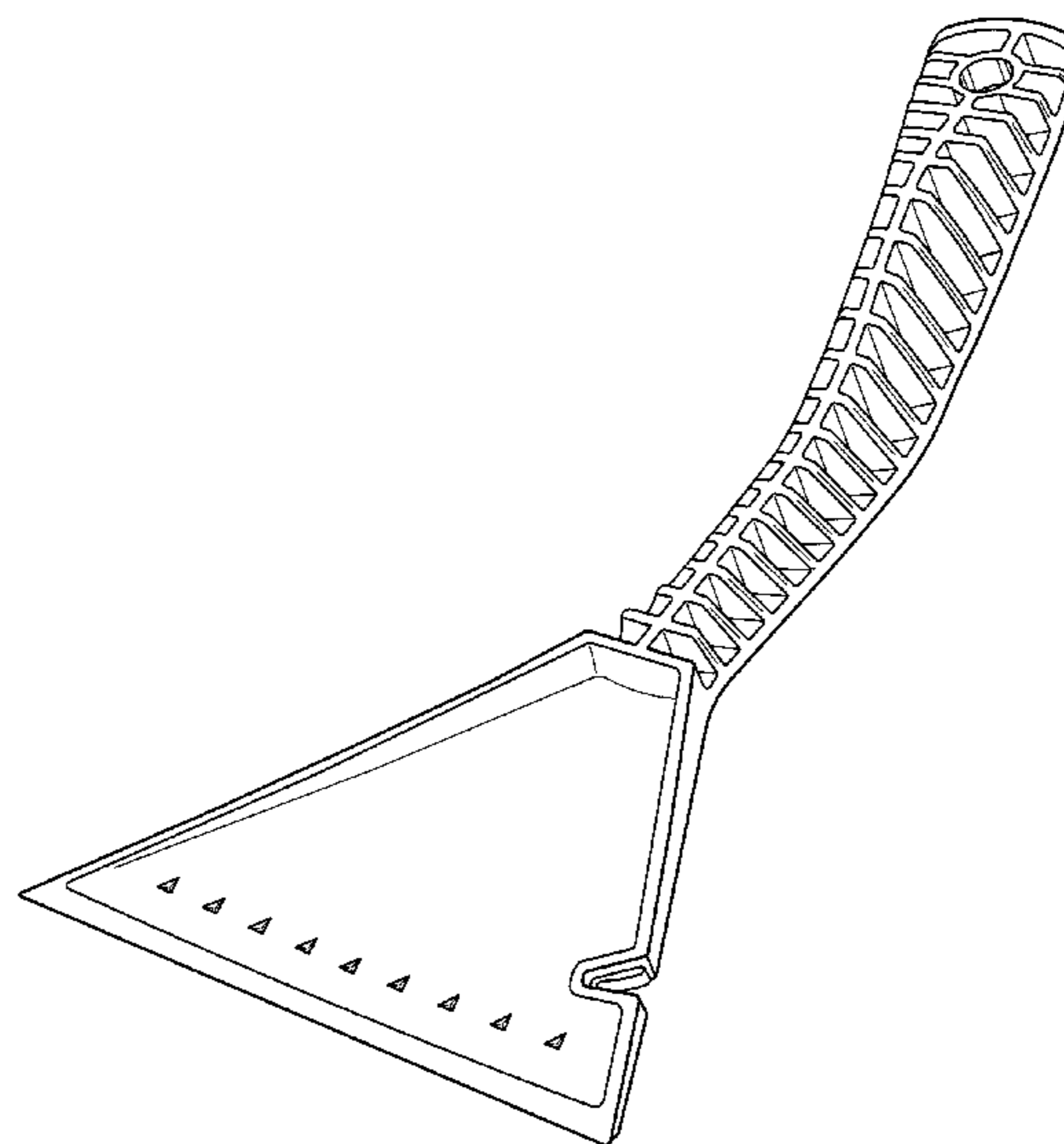
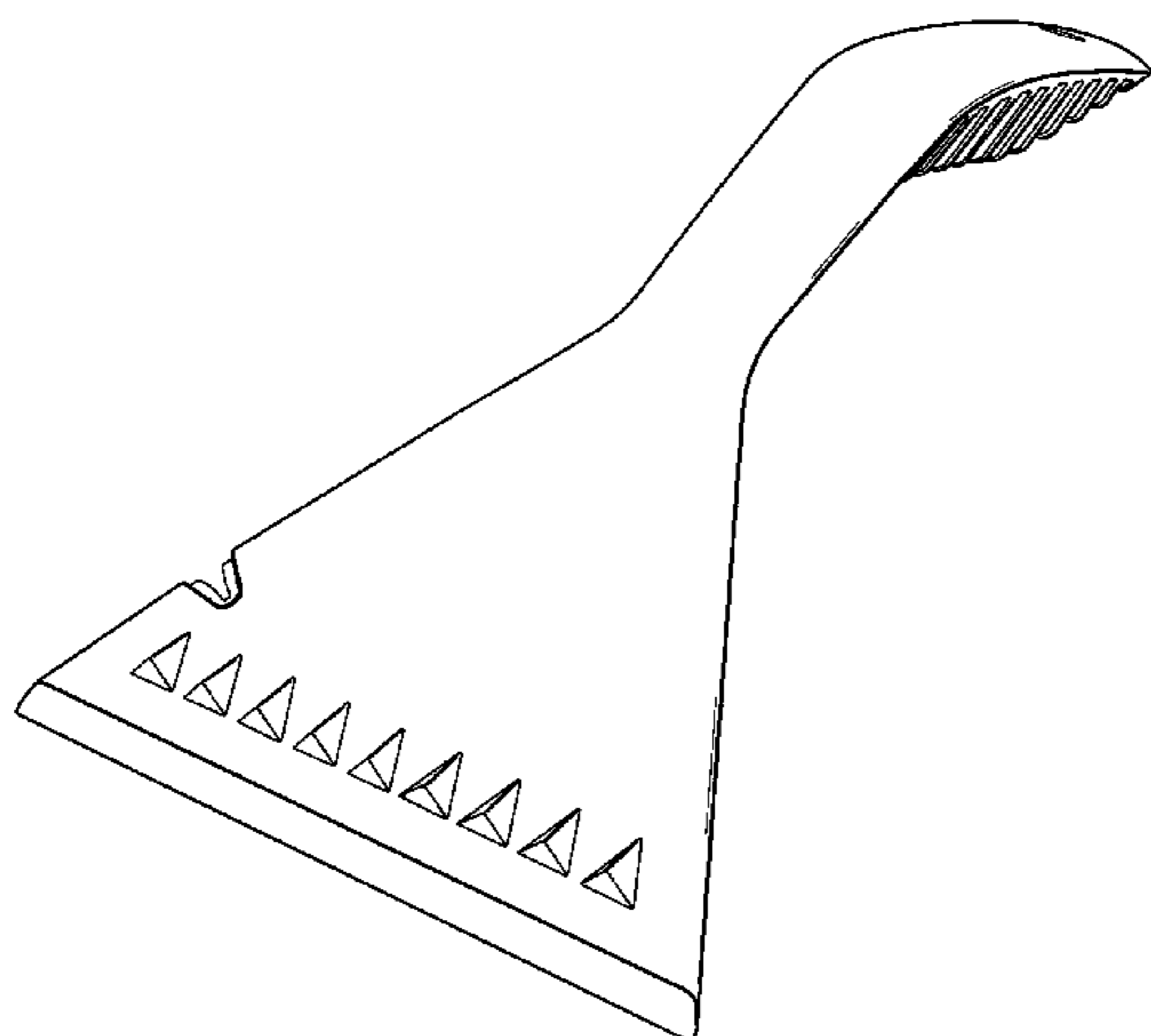
(57) **CLAIM**

The ornamental design for an ice scraper, as shown and described.

DESCRIPTION

FIG. 1 is a perspective view showing the top, front and left side of the ice scraper of our new design;
FIG. 2 is a perspective view showing the bottom, front and right side thereof;
FIG. 3 is a top view thereof; and,
FIG. 4 is a left side view thereof, the right side view being the mirror image thereof.

1 Claim, 4 Drawing Sheets



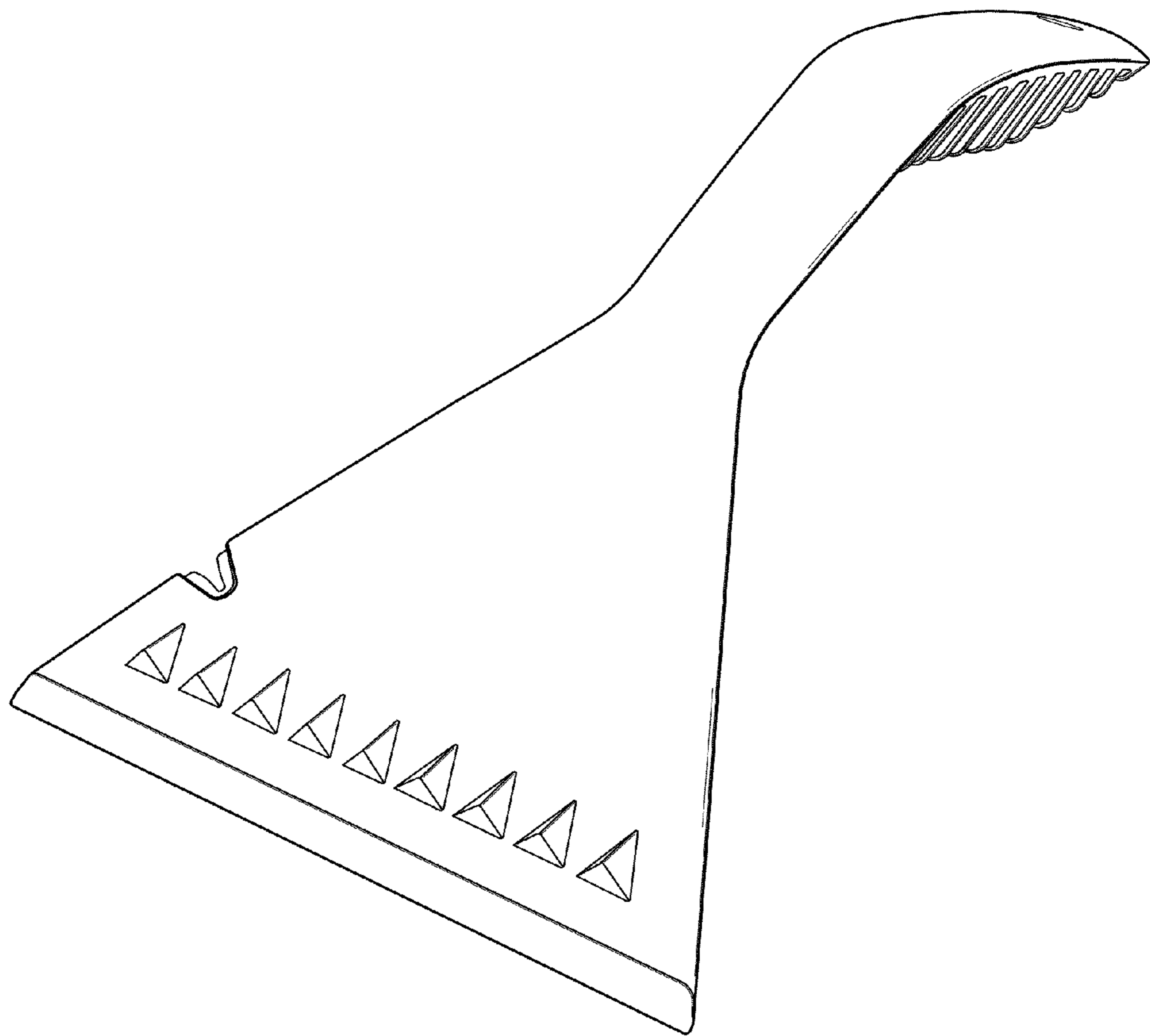


FIG. 1

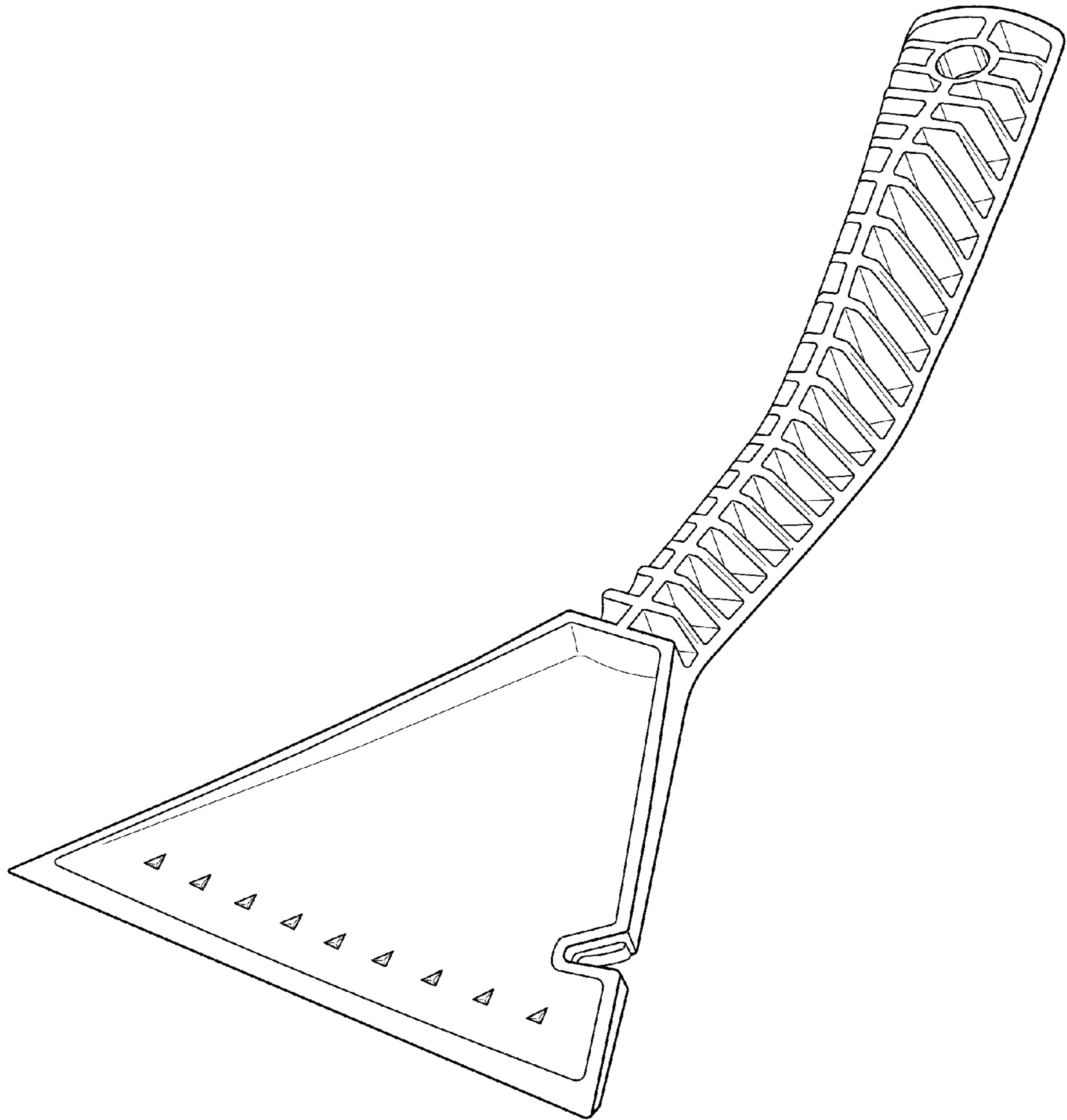


FIG. 2

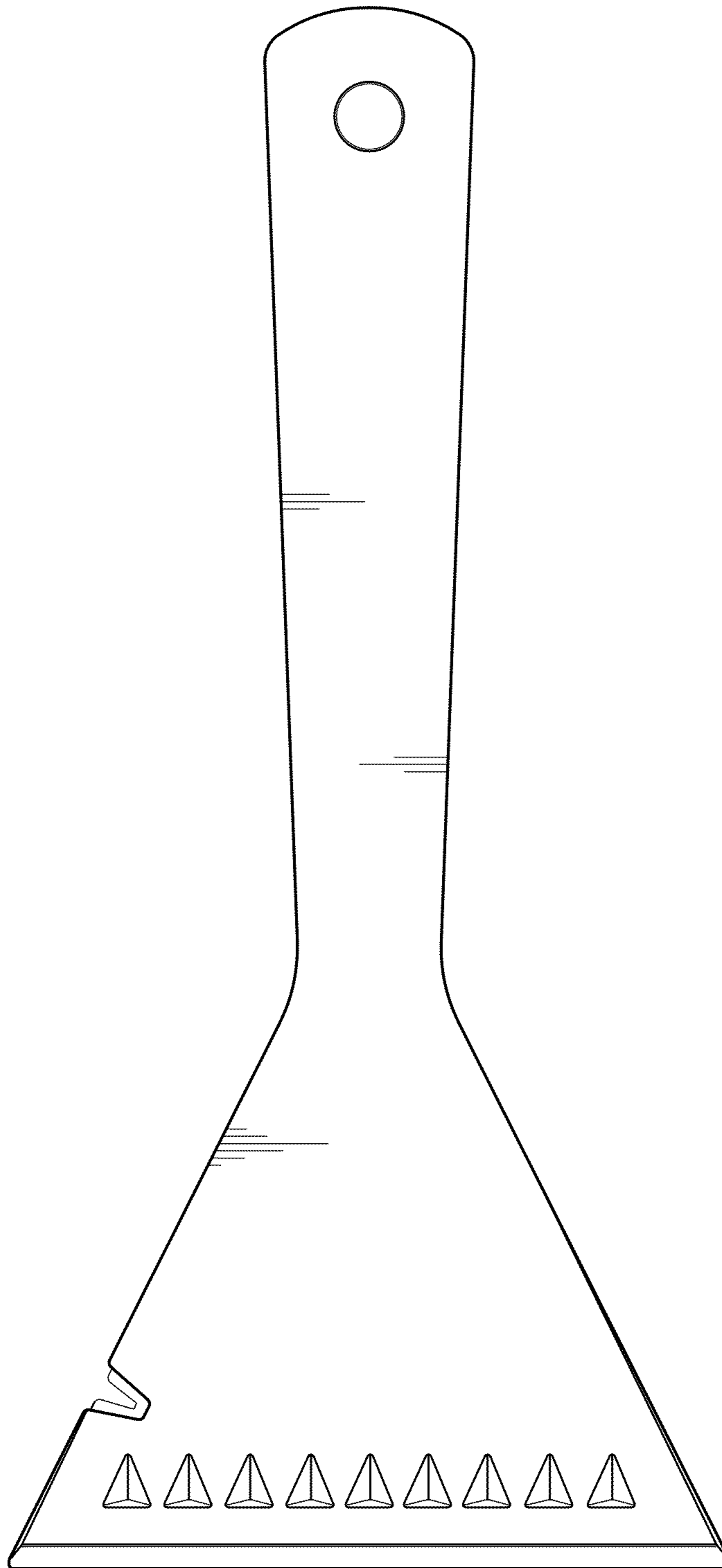


FIG. 3

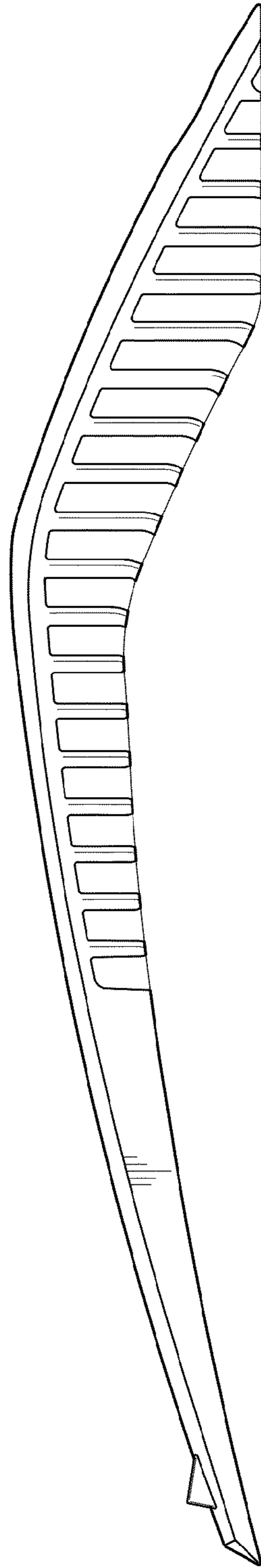


FIG. 4