



US00D702899S

(12) **United States Design Patent**
Eng et al.

(10) **Patent No.:** **US D702,899 S**
(45) **Date of Patent:** **** Apr. 15, 2014**

(54) **DISHWASHER DOOR AND FRONT CONTROL PANEL**

(71) Applicant: **BSH Home Appliances Corporation**,
Irvine, CA (US)

(72) Inventors: **Lindsay Eng**, Long Beach, CA (US);
Thomas Ott, Neubiberg (DE)

(73) Assignee: **BSH Home Appliances Corporation**,
Irvine, CA (US)

(**) Term: **14 Years**

(21) Appl. No.: **29/467,697**

(22) Filed: **Sep. 23, 2013**

Related U.S. Application Data

(62) Division of application No. 29/451,789, filed on Apr. 9, 2013, which is a division of application No. 29/424,166, filed on Jun. 8, 2012, now Pat. No. Des. 684,735, which is a division of application No. 29/405,771, filed on Nov. 7, 2011, now Pat. No. Des. 665,957.

(51) **LOC (10) Cl.** **15-05**

(52) **U.S. Cl.**
USPC **D32/3**

(58) **Field of Classification Search**
USPC D32/1, 2, 3, 25, 28; 312/31, 109, 228;
134/56 D, 57 D, 58 D, 58 DL, 201
See application file for complete search history.

(56) **References Cited**

U.S. PATENT DOCUMENTS

D385,070 S * 10/1997 Hughes et al. D32/3
D424,257 S * 5/2000 Umeda et al. D32/2

6,893,061 B2 * 5/2005 Miller et al. 292/303
D539,992 S * 4/2007 Yamamoto et al. D32/2
7,216,944 B2 * 5/2007 Oyler et al. 312/311
D544,657 S * 6/2007 Jung et al. D32/2
D577,869 S * 9/2008 Tartan et al. D32/2
D613,467 S * 4/2010 Park et al. D32/6
D627,937 S * 11/2010 Kim D32/2
D658,828 S * 5/2012 Kim et al. D32/2
D661,437 S * 6/2012 Kim et al. D32/2
D681,289 S * 4/2013 Eng et al. D32/3
2003/0030288 A1 * 2/2003 Miller et al. 292/303

* cited by examiner

Primary Examiner — T. Chase Nelson

Assistant Examiner — Kathleen M Sims

(74) *Attorney, Agent, or Firm* — James E. Howard; Andre Pallapies

(57) **CLAIM**

The ornamental design for a dishwasher door and front control panel, as shown and described.

DESCRIPTION

FIG. 1 is a front perspective view, from the top, of a dishwasher door and front control panel for a dishwasher according to our new ornamental design;

FIG. 2 is a front view thereof;

FIG. 3 is a top view thereof;

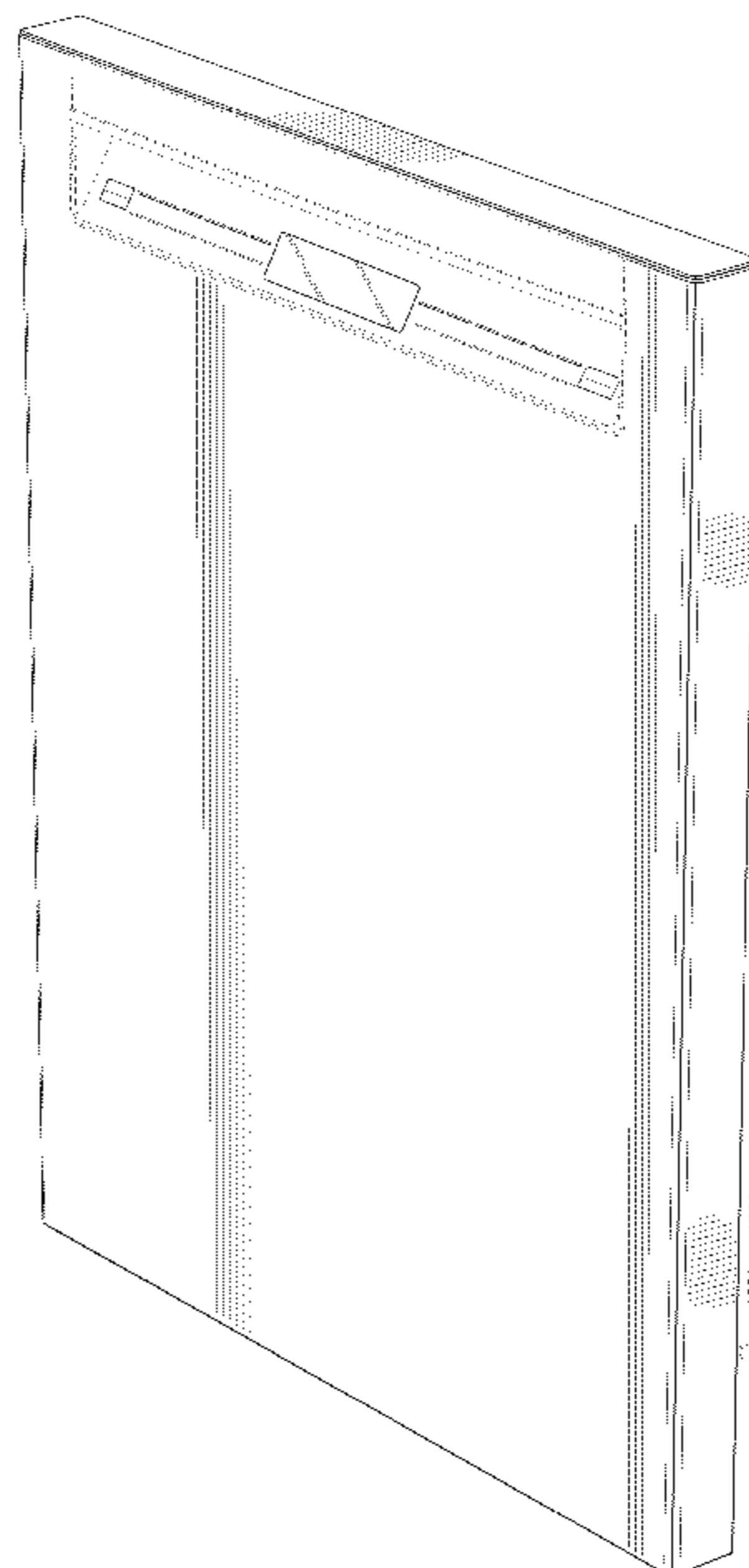
FIG. 4 is a left side view thereof, with the right hand side view thereof being a mirror image thereof; and,

FIG. 5 is a front perspective view thereof from the bottom.

The broken line showing of details in in FIGS. 1-5 is included for the purpose of showing environmental portions of the dishwasher door and front control panel and forms no part of the claimed design.

The rear part of the dishwasher door is unornamented and does not form part of the claimed design.

1 Claim, 4 Drawing Sheets



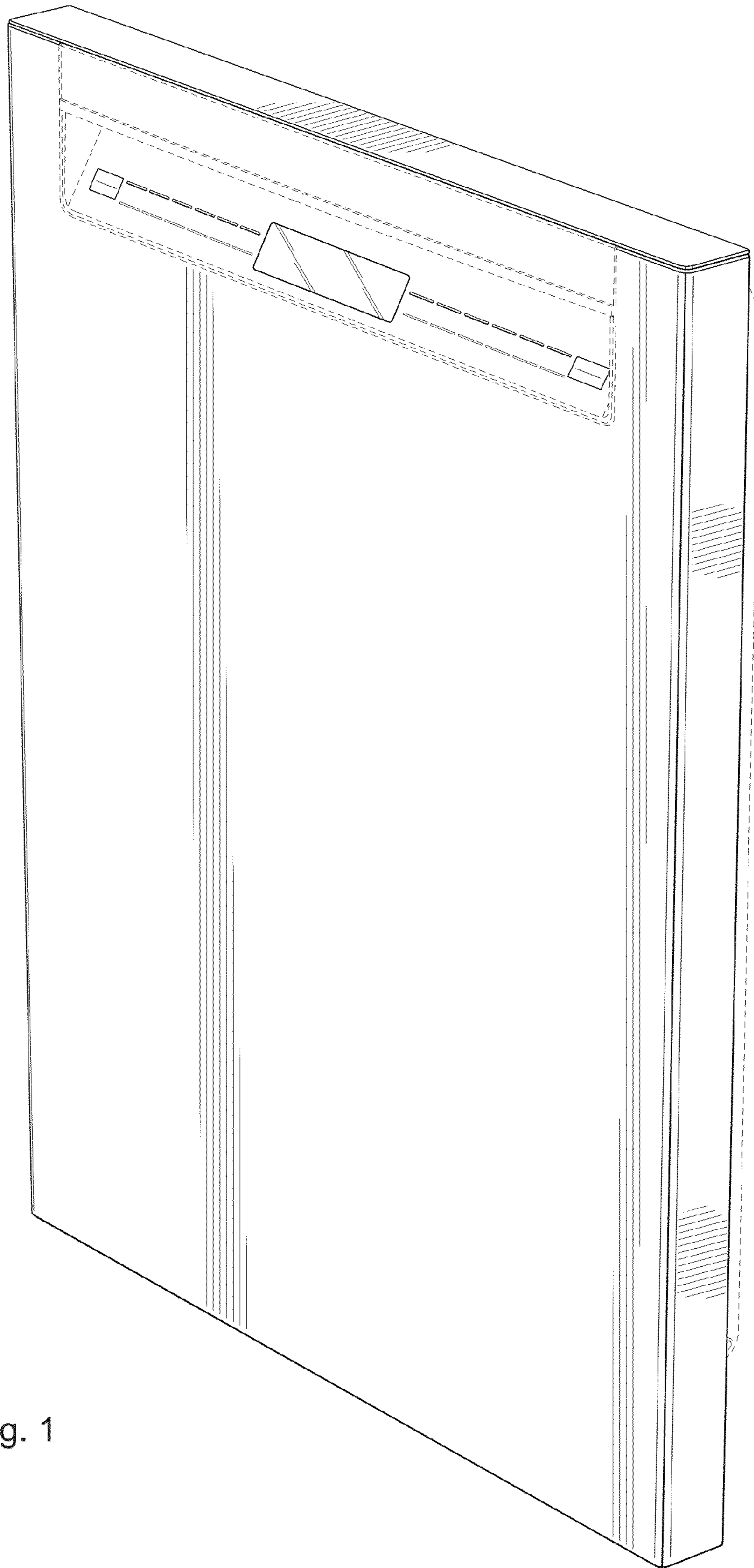


Fig. 1




Fig. 2

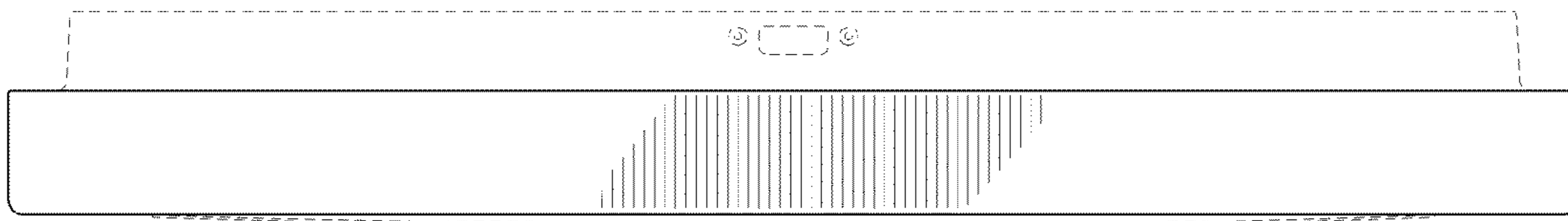


Fig. 3

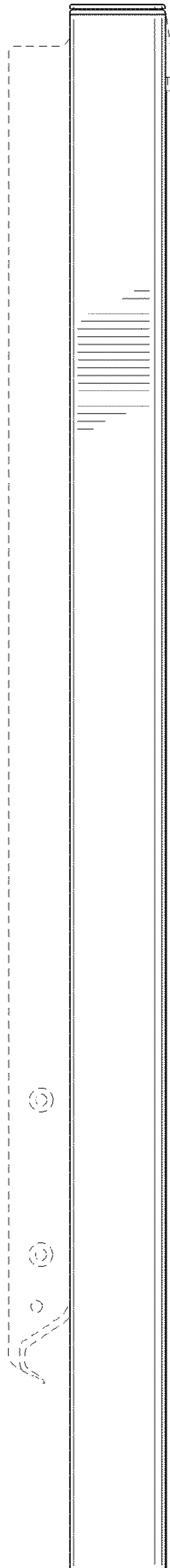


Fig. 4




Fig. 5