



US00D702897S

(12) **United States Design Patent**  
**Eng et al.**

(10) **Patent No.:** **US D702,897 S**  
(45) **Date of Patent:** **\*\* Apr. 15, 2014**

- (54) **DISHWASHER DOOR**
  - (75) Inventors: **Lindsay Eng**, Long Beach, CA (US);  
**Thomas Ott**, Neubiberg (DE)
  - (73) Assignee: **BSH Home Appliances Corporation**,  
Irvine, CA (US)
  - (\*\*) Term: **14 Years**
  - (21) Appl. No.: **29/413,764**
  - (22) Filed: **Feb. 21, 2012**
  - (51) **LOC (10) Cl.** ..... **15-05**
  - (52) **U.S. Cl.**  
USPC ..... **D32/3**
  - (58) **Field of Classification Search**  
USPC ..... D32/1, 2, 3, 25; 312/31, 109, 228;  
134/56 D, 57 D, 58 D, 58 DL, 201;  
D7/340, 348-350, 405
- See application file for complete search history.

- D617,510 S 6/2010 Kaczmarek
- D618,403 S 6/2010 Kaczmarek
- D618,404 S 6/2010 Jenkins et al.
- D618,405 S 6/2010 Ott
- D618,406 S 6/2010 Ott
- D620,648 S 7/2010 Grobleben et al.
- D629,574 S 12/2010 Kaczmarek
- D629,979 S 12/2010 Kaczmarek
- D630,804 S 1/2011 Ott
- D630,805 S 1/2011 Ott
- D630,806 S 1/2011 Kaczmarek
- D633,664 S 3/2011 Jenkins et al.

(Continued)

**OTHER PUBLICATIONS**

U.S. Appl. No. 29/397,798, filed Jul. 21, 2011.

*Primary Examiner* — T. Chase Nelson

*Assistant Examiner* — Kathleen M Sims

(74) *Attorney, Agent, or Firm* — James E. Howard; Andre Pallapies

(57) **CLAIM**

The ornamental design for a dishwasher door, as shown and described.

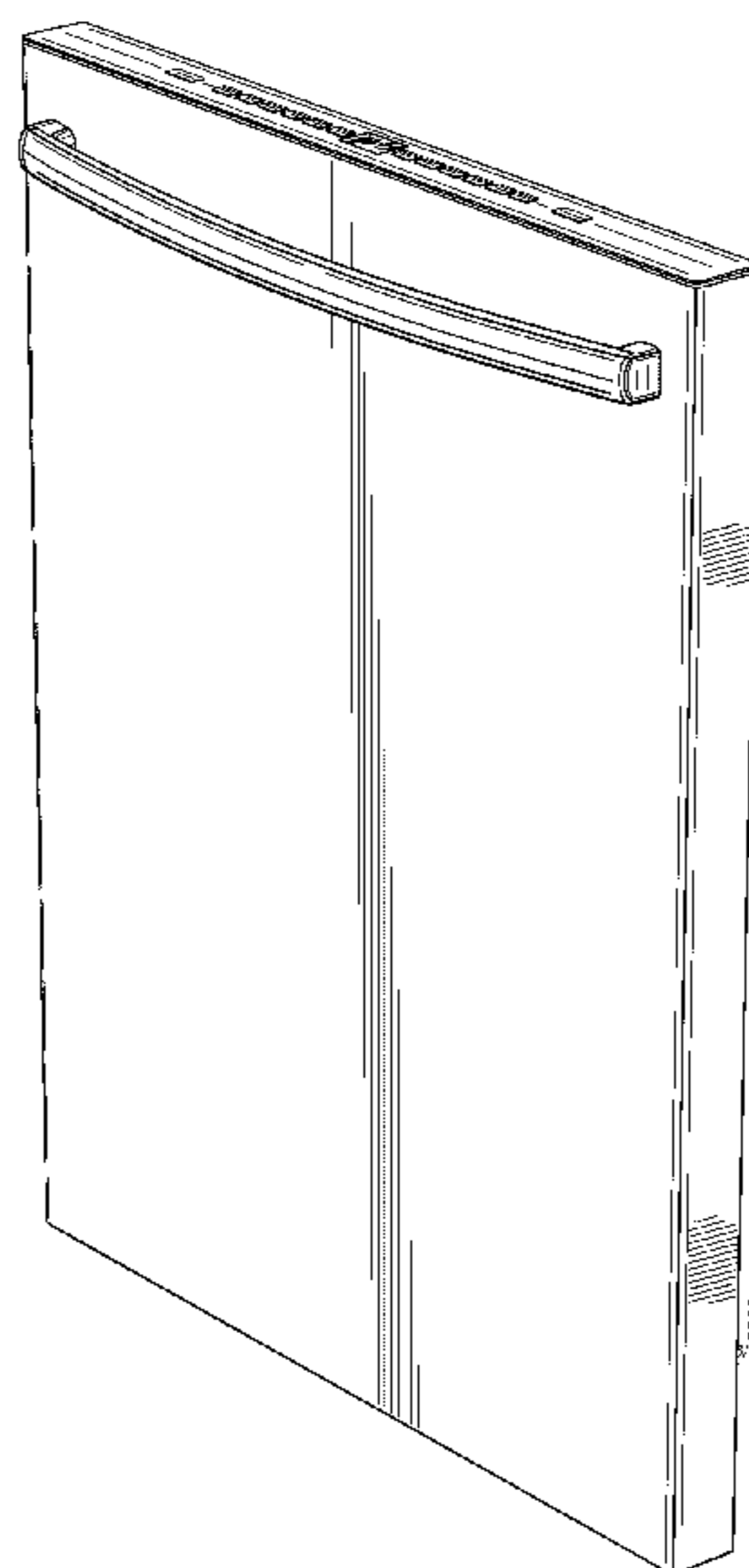
**DESCRIPTION**

FIG. 1 is a front perspective view, from the top, of a dishwasher door as according to our new ornamental design;  
 FIG. 2 is a front view thereof;  
 FIG. 3 is a top view thereof;  
 FIG. 4 is a left side view thereof, with the right hand side view thereof being a mirror image thereof; and,  
 FIG. 5 is a front perspective view thereof from the bottom.  
 The broken lines of the dishwasher, dishwasher compartment and/or components thereof show surrounding structure or environment and do not form part of the claimed design.  
 The bottom, front and rear parts of the dishwasher door are unornamented and form no part of the claimed design.

**1 Claim, 4 Drawing Sheets**

(56) **References Cited**  
U.S. PATENT DOCUMENTS

5,365,959 A *	11/1994	Favaro	134/113
D473,980 S *	4/2003	Bowser et al.	D32/3
D493,016 S *	7/2004	Kaczmarek	D32/3
D493,580 S *	7/2004	Ott et al.	D32/3
D495,102 S *	8/2004	Kaczmarek	D32/3
D511,403 S *	11/2005	Ott et al.	D32/3
D511,870 S *	11/2005	Paik	D32/2
D512,543 S *	12/2005	Jeong	D32/2
D513,548 S *	1/2006	Jeong	D32/2
D515,255 S *	2/2006	Jeong	D32/3
D517,252 S *	3/2006	Kirk	D32/3
D543,321 S *	5/2007	Jeon et al.	D32/2
D554,305 S	10/2007	Pietruska	
D559,477 S	1/2008	Pietruska	
D559,478 S *	1/2008	Jung et al.	D32/2
D560,863 S *	1/2008	Baldwin	D32/3
D580,603 S	11/2008	Busalt et al.	



(56)

**References Cited**

U.S. PATENT DOCUMENTS

D635,311 S 3/2011 Ott  
D635,312 S 3/2011 Kaczmarek  
D640,429 S 6/2011 Grobleben et al.  
D641,939 S 7/2011 Ott  
D642,751 S 8/2011 Jenkins et al.

D645,620 S 9/2011 Ott  
D645,621 S 9/2011 Jenkins et al.  
D647,916 S 11/2011 Kaczmarek  
D648,740 S 11/2011 Kaczmarek  
D649,559 S 11/2011 Kaczmarek  
D653,821 S 2/2012 Grobleben et al.  
D681,290 S \* 4/2013 Eng et al. .... D32/3  
8,528,995 B2 \* 9/2013 Haltmayer et al. .... 312/228

\* cited by examiner




Fig. 1




Fig. 2

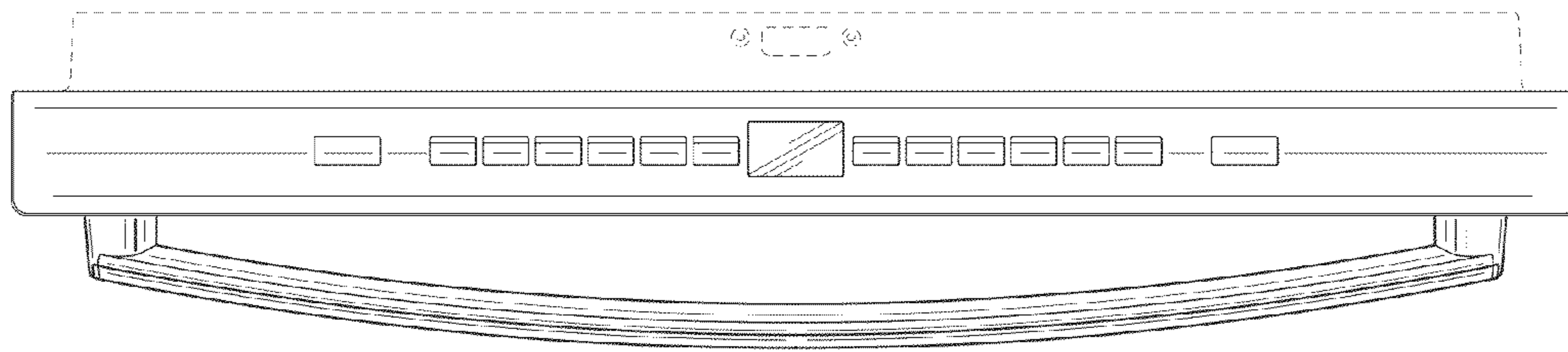


Fig. 3




Fig. 4

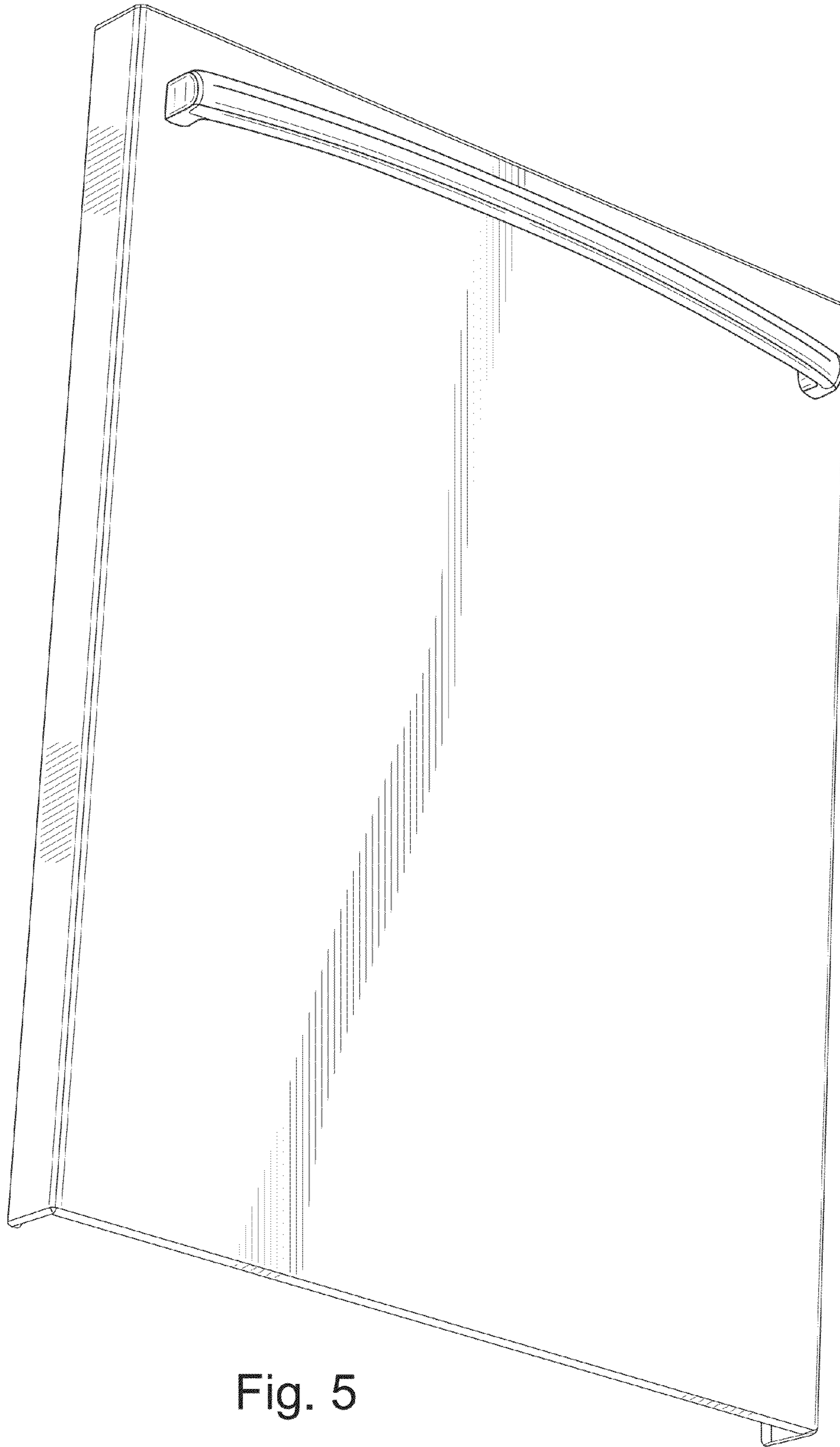


Fig. 5