



US00D702895S

(12) **United States Design Patent**
Mishan

(10) **Patent No.:** **US D702,895 S**

(45) **Date of Patent:** **** Apr. 15, 2014**

(54) **COMBINED PET TOILET AND ARTIFICIAL GRASS MAT**

(71) Applicant: **E. Mishan & Sons, Inc.**, New York, NY (US)

(72) Inventor: **Isaac Mishan**, New York, NY (US)

(73) Assignee: **E. Mishan & Sons, Inc.**, New York, NY (US)

(**) Term: **14 Years**

(21) Appl. No.: **29/460,737**

(22) Filed: **Jul. 15, 2013**

Related U.S. Application Data

(62) Division of application No. 29/419,125, filed on Apr. 25, 2012.

(51) **LOC (10) Cl.** **30-99**

(52) **U.S. Cl.**
USPC **D30/161**

(58) **Field of Classification Search**
USPC D30/161, 199, 118; 119/161-163,
119/165-171
See application file for complete search history.

(56) **References Cited**

U.S. PATENT DOCUMENTS

3,752,121 A * 8/1973 Brazzell 119/169
3,793,988 A * 2/1974 Traeger 119/164
D244,701 S * 6/1977 Knochel et al. D30/161
D330,611 S * 10/1992 Johnson D30/120

6,079,363 A * 6/2000 MacLaine 119/161
D512,536 S * 12/2005 Sahm, III D30/118
7,107,933 B2 * 9/2006 Mohr 119/166
7,434,539 B2 * 10/2008 Gloor 119/165
7,584,717 B2 9/2009 Skovron et al.
8,522,719 B2 * 9/2013 Feld 119/168
2004/0011297 A1 * 1/2004 Hochman 119/165
2006/0037549 A1 * 2/2006 Kim 119/166
2008/0251026 A1 * 10/2008 Bell et al. 119/168
2010/0122662 A1 * 5/2010 Kennington 119/165

* cited by examiner

Primary Examiner — Cathy A MacCormac

(74) *Attorney, Agent, or Firm* — Notaro, Michalos & Zaccaria P.C.

(57) **CLAIM**

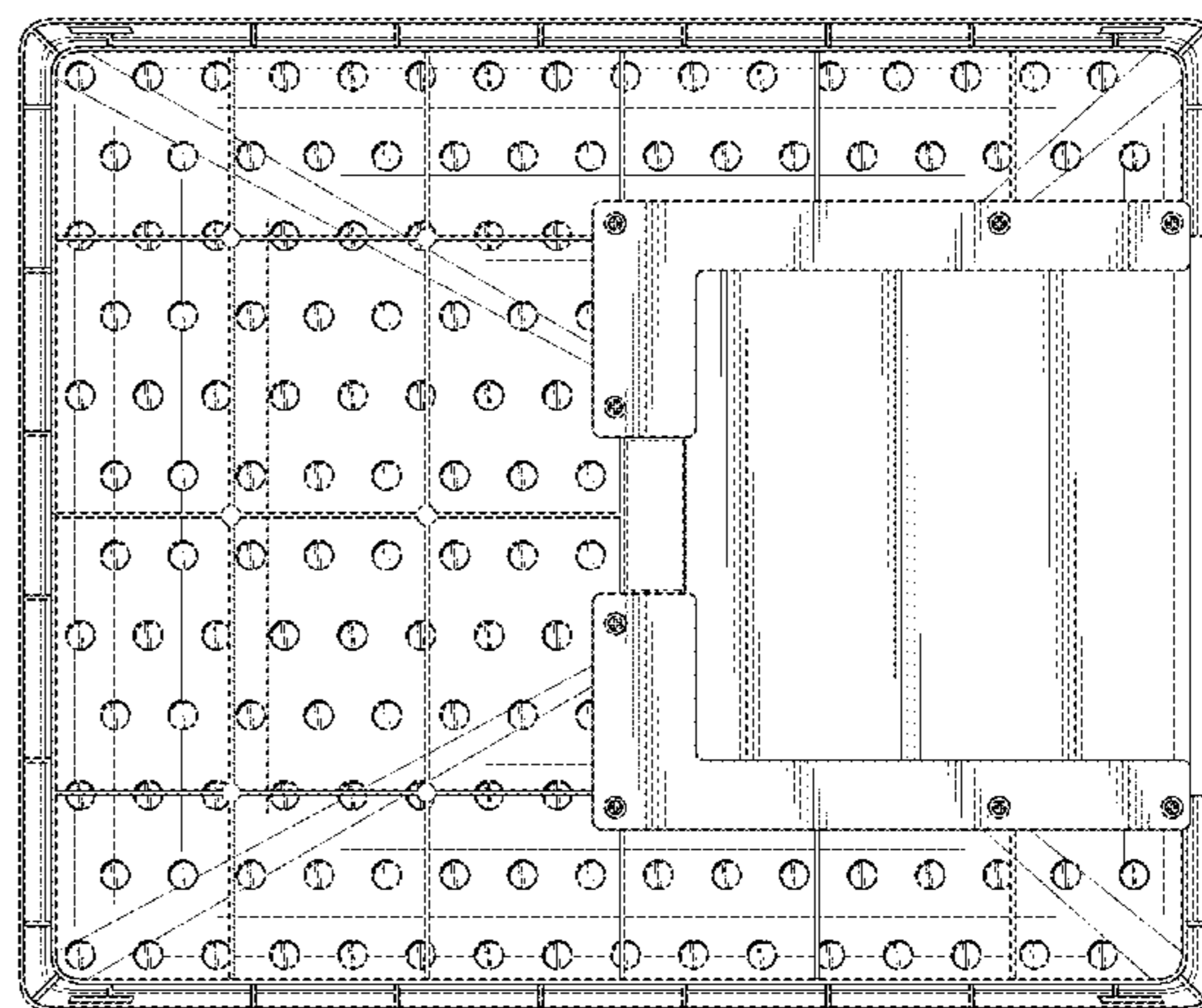
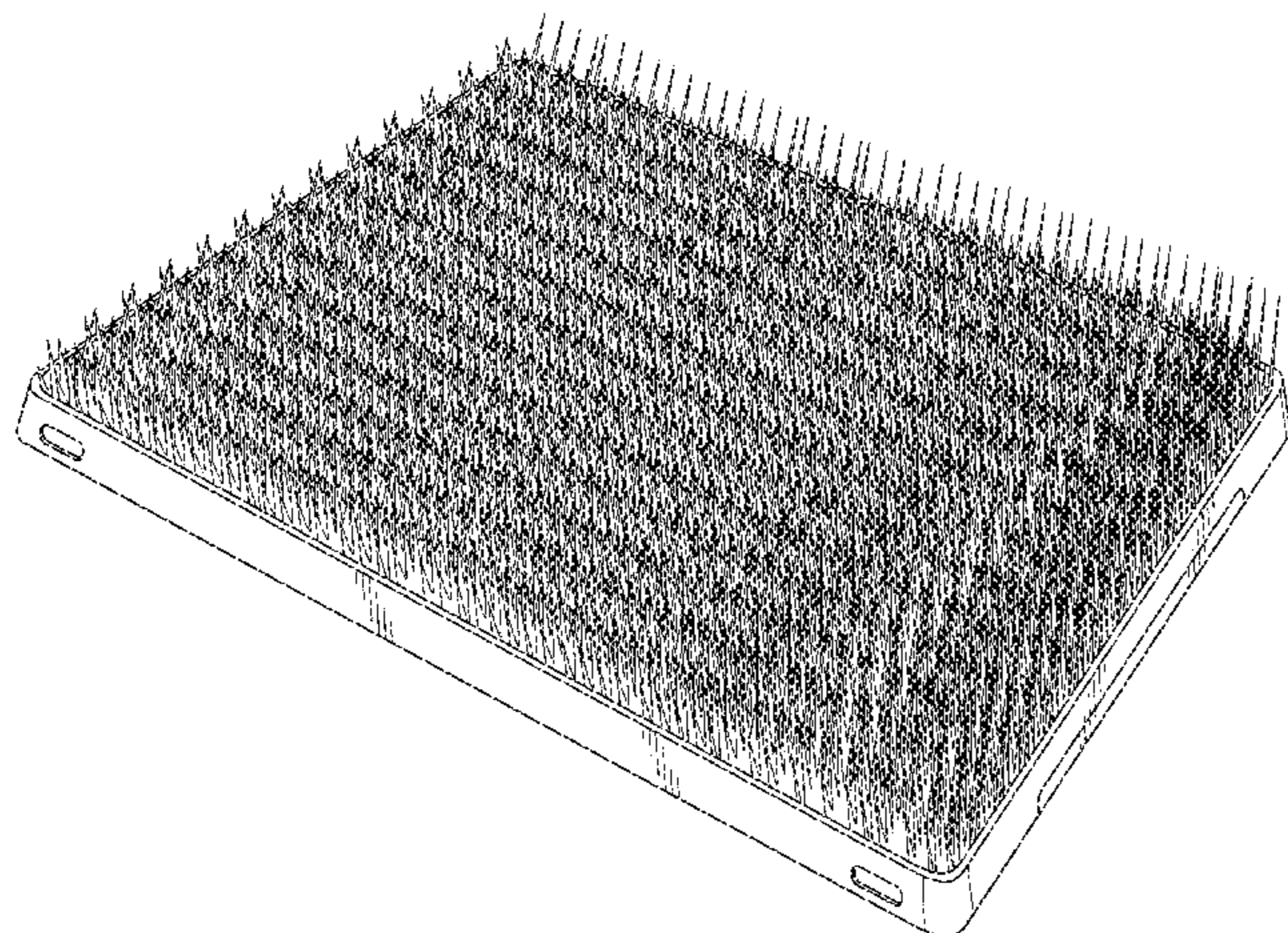
The ornamental design for a combined pet toilet and artificial grass mat, as shown and described.

DESCRIPTION

FIG. 1 top, front, right side perspective view of a combined pet toilet and artificial grass mat showing my design therefor; FIG. 2 is a bottom, rear, right side perspective view thereof; FIG. 3 is a front elevational view thereof; FIG. 4 is a rear elevational view thereof; FIG. 5 is a right side elevational view thereof; FIG. 6 is a left side elevational view thereof; FIG. 7 is a top plan view thereof; and, FIG. 8 is a bottom plan view thereof.

The broken lines are for illustration only and form no part of the claimed design.

1 Claim, 6 Drawing Sheets



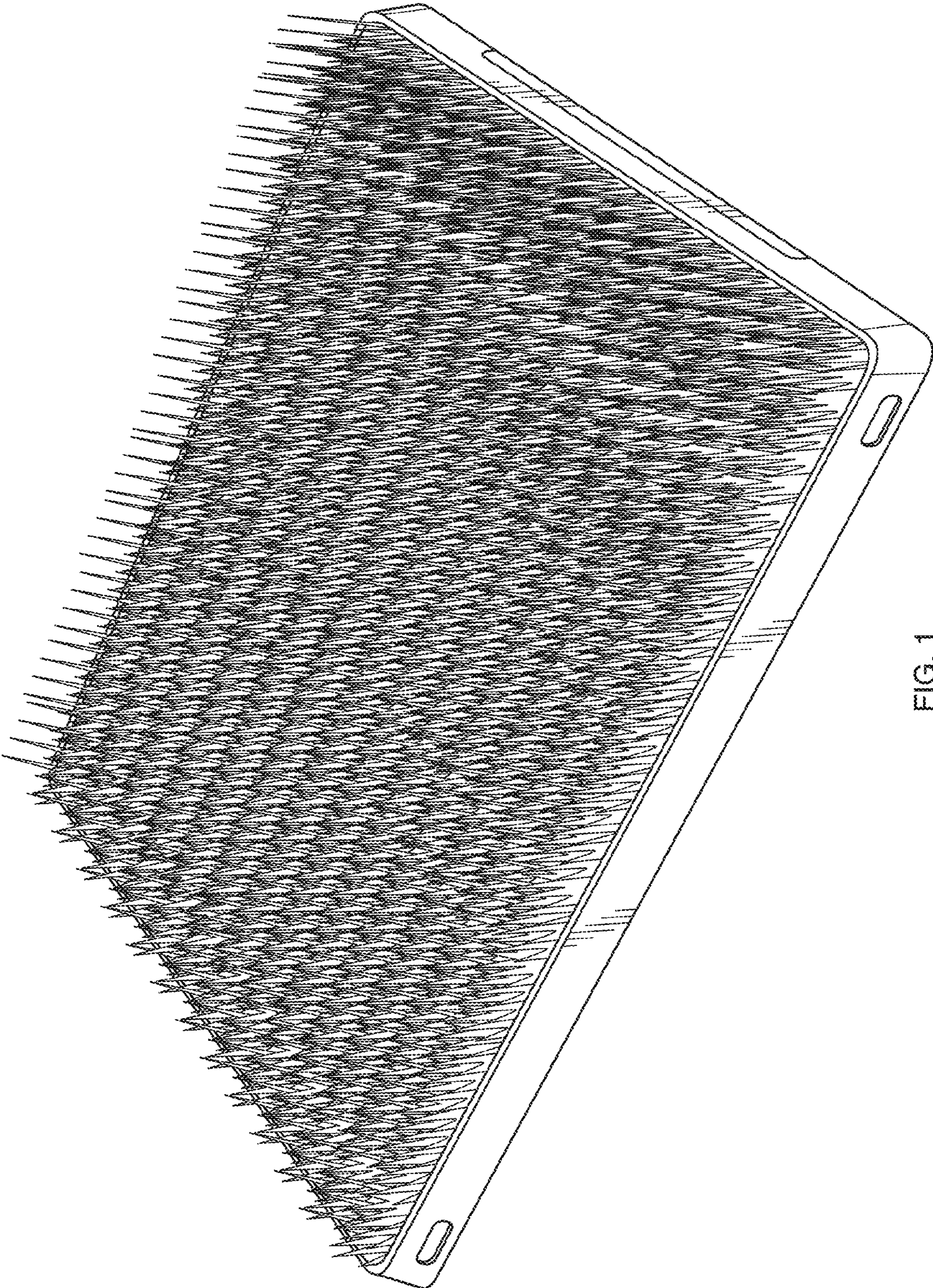


FIG. 1

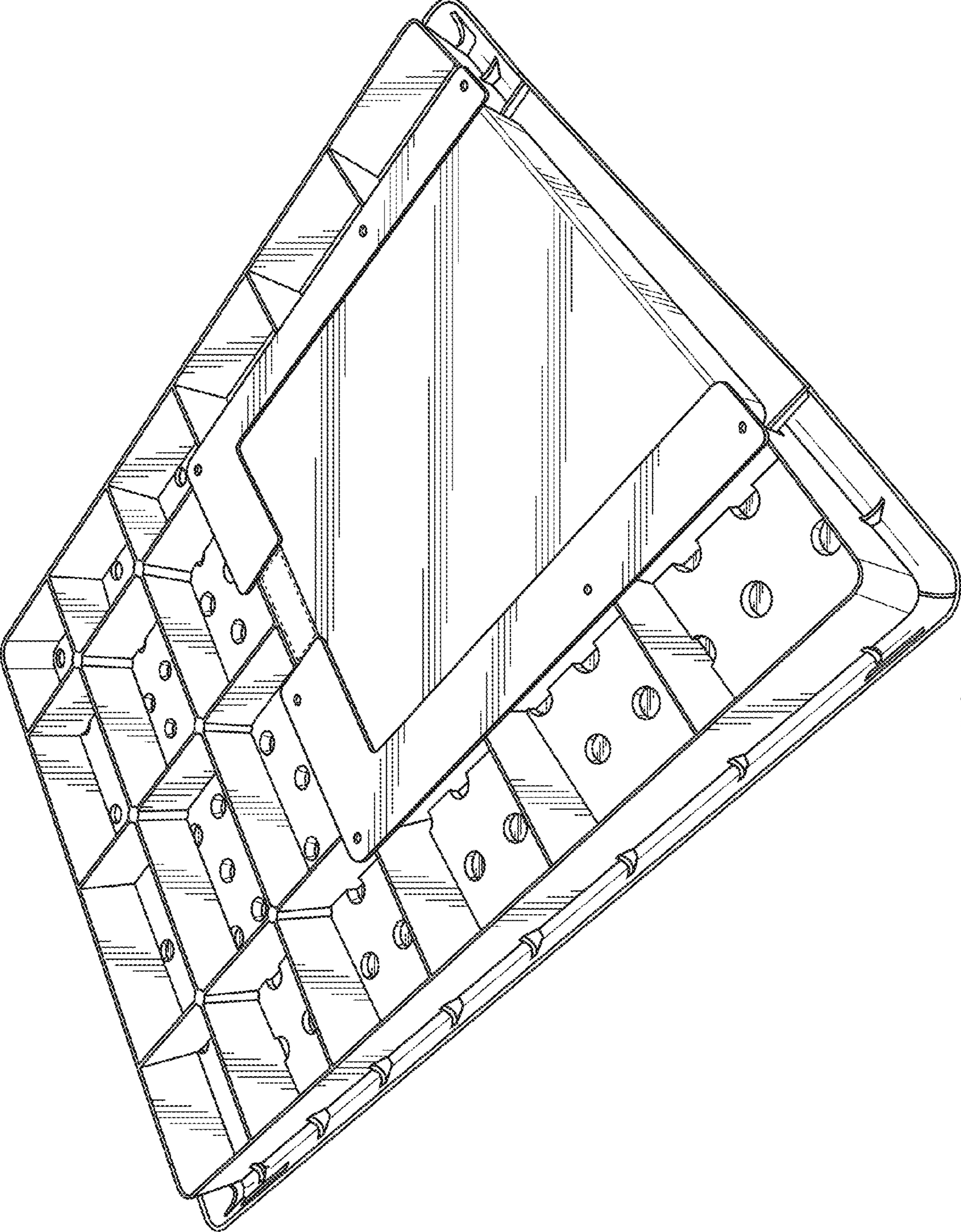


FIG. 2

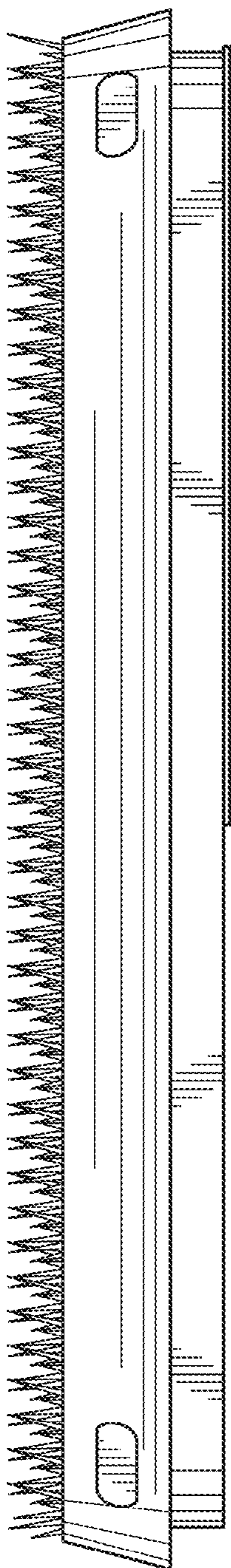


FIG. 3




FIG. 4




FIG. 5

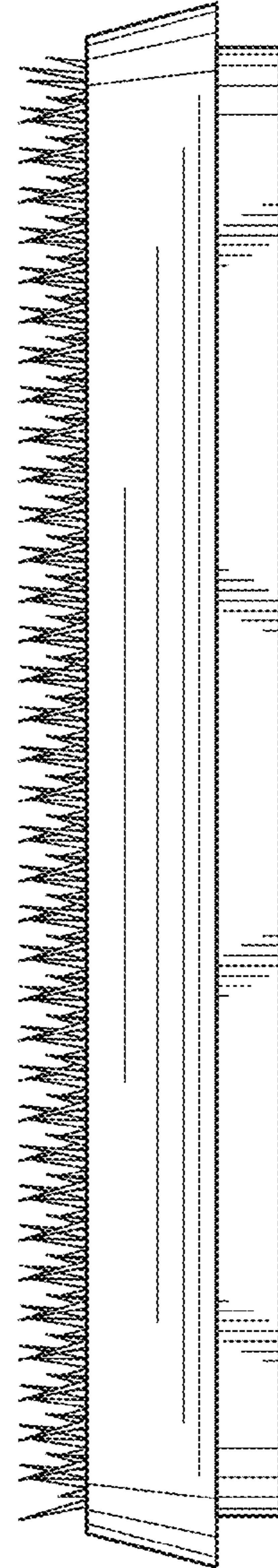


FIG. 6




FIG. 7

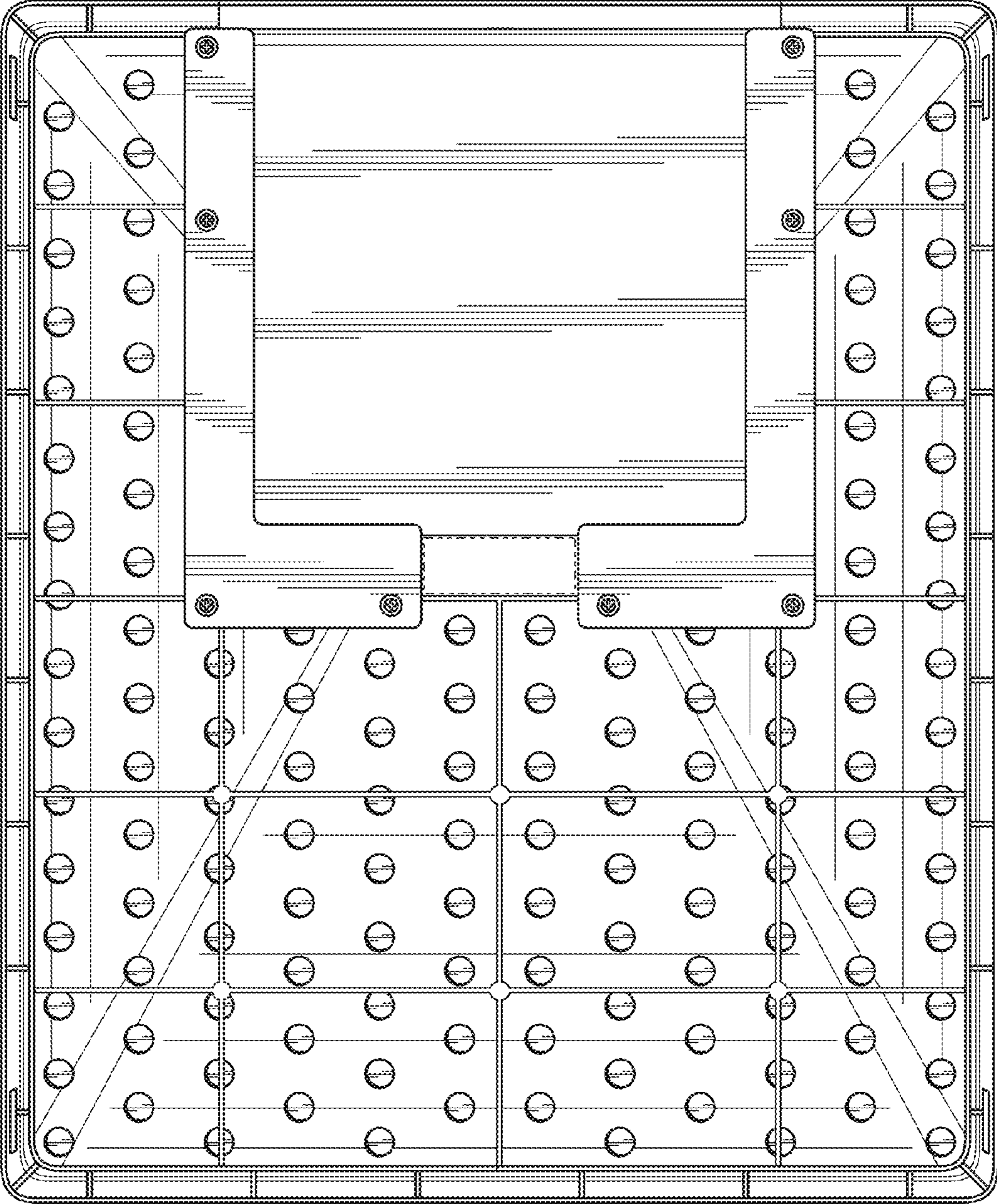


FIG. 8