



US00D702882S

(12) **United States Design Patent**
Grabes et al.

(10) **Patent No.:** **US D702,882 S**
(45) **Date of Patent:** **** Apr. 15, 2014**

(54) **SHAVER**

FOREIGN PATENT DOCUMENTS

(71) Applicant: **Braun GmbH**, Cincinnati, OH (US)

EM 01248447-0001 1/2011

(72) Inventors: **Oliver Grabes**, Kronberg (DE); **Bjorn Kling**, Kronberg (DE); **Rory McGarry**, Kronberg (DE); **Markus Orthey**, Kronberg (DE); **Gregor Ptok**, Kronberg (DE); **Fritz Schubert**, Kronberg (DE); **Bernhard Sikora**, Kronberg (DE); **Renke Joris Thye**, Kronberg (DE)

Primary Examiner — Jennifer Rivard

(74) *Attorney, Agent, or Firm* — David K Mattheis; Kim W Zerby

(73) Assignee: **Braun GmbH**, Kronberg (DE)

(57) **CLAIM**

The ornamental design for a shaver, as shown and described above.

(**) Term: **14 Years**

DESCRIPTION

(21) Appl. No.: **29/460,567**

The patent or application file contains at least one drawing executed in color. Copies of this patent or patent application publication with color drawings will be provided by the Office upon request and payment of the necessary fee.

(22) Filed: **Jul. 12, 2013**

Related U.S. Application Data

(62) Division of application No. 29/441,248, filed on Jan. 3, 2013, now Pat. No. Des. 689,242, which is a division of application No. 29/397,090, filed on Jul. 12, 2011, now Pat. No. Des. 676,602.

FIG. 1 is a perspective view of a shaver;

FIG. 2 is a front view thereof;

FIG. 3 is a right side view thereof;

FIG. 4 is a rear view thereof;

FIG. 5 is a left side view thereof;

FIG. 6 is a top plan view thereof;

FIG. 7 is a bottom view thereof.

FIG. 8 is a perspective view of a shaver;

FIG. 9 is a front view thereof;

FIG. 10 is a right side view thereof;

FIG. 11 is a rear view thereof;

FIG. 12 is a left side view thereof;

FIG. 13 is a top plan view thereof;

FIG. 14 is a bottom view thereof.

FIG. 15 is a perspective view of a shaver;

FIG. 16 is a front view thereof;

FIG. 17 is a right side view thereof;

FIG. 18 is a rear view thereof;

FIG. 19 is a left side view thereof; FIG. 20 is a top plan view thereof; and,

FIG. 21 is a bottom view thereof.

The broken lines shown in the drawings illustrate portions of the article and form no part of the claimed design.

(30) **Foreign Application Priority Data**

Jan. 12, 2011 (WO) 581840201

(51) **LOC (10) Cl.** **28-03**

(52) **U.S. Cl.**

USPC **D28/51**

(58) **Field of Classification Search**

USPC 30/32, 34.05, 34.1-34.2, 30-31,

30/43-43.92, 44-45, 47-51, 77-84,

30/526-541, 346.5-346.61, 194-196,

30/198-205, 208-216, 233-233.5;

D28/44-44.1, 45-54

See application file for complete search history.

(56) **References Cited**


U.S. PATENT DOCUMENTS

D513,341 S 12/2005 Ullmann

D513,346 S 12/2005 Buck, Jr.

(Continued)

1 Claim, 9 Drawing Sheets
(6 of 9 Drawing Sheet(s) Filed in Color)



(56)

References Cited

U.S. PATENT DOCUMENTS

D513,541 S 1/2006 Nishizawa
 7,107,692 B2 9/2006 Kappes et al.
 D551,801 S 9/2007 Ullmann
 D561,940 S 2/2008 Ullmann
 D571,957 S 6/2008 Nishizawa
 D571,960 S 6/2008 Nishizawa
 D572,408 S 7/2008 Nishizawa
 D586,955 S 2/2009 Eigenstetter et al.
 D587,849 S 3/2009 Nishizawa
 D590,542 S 4/2009 Ullmann
 D590,543 S 4/2009 Ullmann
 D592,804 S 5/2009 Refior
 D611,652 S 3/2010 Ullmann

D621,347 S 8/2010 Aulwes et al.
 D632,434 S 2/2011 Maguire et al.
 D638,166 S 5/2011 Martinez De San Vicente
 D649,394 S * 11/2011 Grabes et al. D7/379
 D664,298 S * 7/2012 Grabes et al. D28/54
 D668,387 S * 10/2012 Grabes et al. D28/51
 D677,836 S * 3/2013 Grabes et al. D28/51
 D680,271 S * 4/2013 Grabes et al. D28/51
 D689,242 S * 9/2013 Grabes et al. D28/54
 D690,880 S * 10/2013 Grabes et al. D28/51
 2004/0194326 A1 10/2004 Kappes et al.
 2005/0034313 A1 2/2005 Hoser et al.
 2006/0042103 A1 3/2006 Chasen
 2008/0134514 A1 6/2008 Iwasaki et al.
 2009/0133264 A1 5/2009 Eichhorn et al.
 2011/0179648 A1 7/2011 Sakon et al.

* cited by examiner



Fig. 1




Fig. 2



Fig. 3




Fig. 4




Fig. 5




Fig. 6



Fig. 7



Fig. 8




Fig. 9



Fig. 10




Fig. 11



Fig. 12




Fig. 13



Fig. 14



Fig. 15




Fig. 16



Fig. 17




Fig. 18



Fig. 19




Fig. 20



Fig. 21