



US00D702872S

(12) **United States Design Patent**
Yu

(10) **Patent No.:** **US D702,872 S**
(45) **Date of Patent:** **** Apr. 15, 2014**

(54) **REFLEX PLATE**
(75) Inventor: **Feng Yu, Ningbo (CN)**
(73) Assignee: **Ningbo Yinzhou Self Photoelectron Technology Co., Ltd., Ningbo (CN)**
(**) Term: **14 Years**
(21) Appl. No.: **29/404,942**
(22) Filed: **Oct. 27, 2011**

D385,982 S * 11/1997 Moore D26/28
D386,801 S * 11/1997 Orgovan D26/31
D415,296 S * 10/1999 Gavin D26/28
D419,249 S * 1/2000 Ford et al. D26/28
6,467,934 B1 * 10/2002 Holten et al. 362/298
6,705,746 B2 * 3/2004 Perlo et al. 362/290
D520,156 S * 5/2006 Campagna D26/28
D578,681 S * 10/2008 Huang D26/28
D597,705 S * 8/2009 Mitani et al. D26/122
D598,145 S * 8/2009 Amor et al. D26/28
D615,696 S * 5/2010 Hecht D26/122
D617,229 S * 6/2010 Shin D10/114.4
D633,646 S * 3/2011 Marcaccio et al. D26/118
D667,987 S * 9/2012 Cai D26/122
D668,378 S * 10/2012 Cai D26/122

(30) **Foreign Application Priority Data**
Sep. 16, 2011 (CN) 2011 3 0324965

* cited by examiner

(51) **LOC (10) Cl.** **26-99**
(52) **U.S. Cl.**
USPC **D26/122**

Primary Examiner — Kevin Rudzinski

(58) **Field of Classification Search**
USPC D26/122, 118, 2, 28, 142, 123, 124, 35;
362/290, 223, 346, 240, 298, 249.02,
362/247, 347; D10/114.4, 144.2, 111
See application file for complete search history.

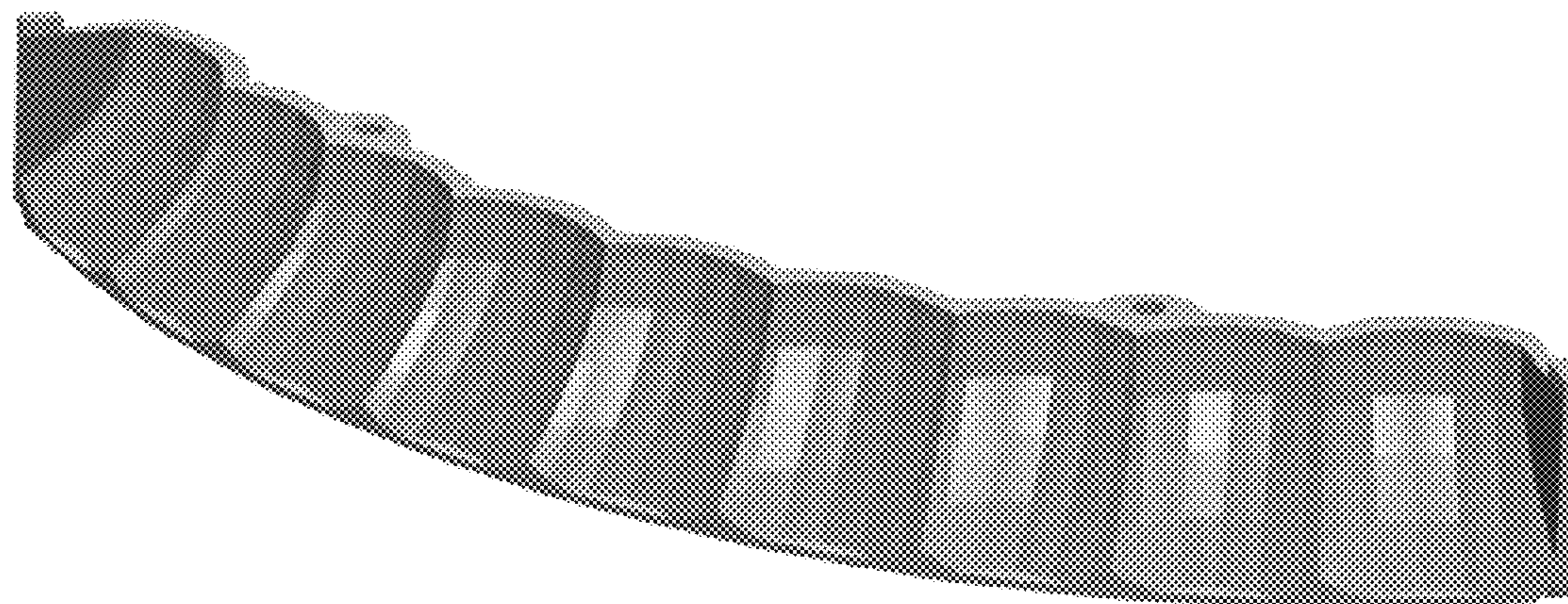
(57) **CLAIM**
The ornamental design for a reflex plate, as shown.

(56) **References Cited**
U.S. PATENT DOCUMENTS
2,242,525 A * 5/1941 Kirlin 362/373
D274,001 S * 5/1984 Sailors D26/35

DESCRIPTION

FIG. 1 is a front elevational view of a reflex plate of my new design;
FIG. 2 is a rear elevational view of the reflex plate;
FIG. 3 is a top plan view of the reflex plate;
FIG. 4 is a bottom plan view of the reflex plate;
FIG. 5 is a left side elevational view of the reflex plate;
FIG. 6 is a right side elevational view of the reflex plate; and,
FIG. 7 is a perspective view of the reflex plate.

1 Claim, 7 Drawing Sheets






FIG. 1




FIG. 2




FIG. 3




FIG. 4




FIG. 5

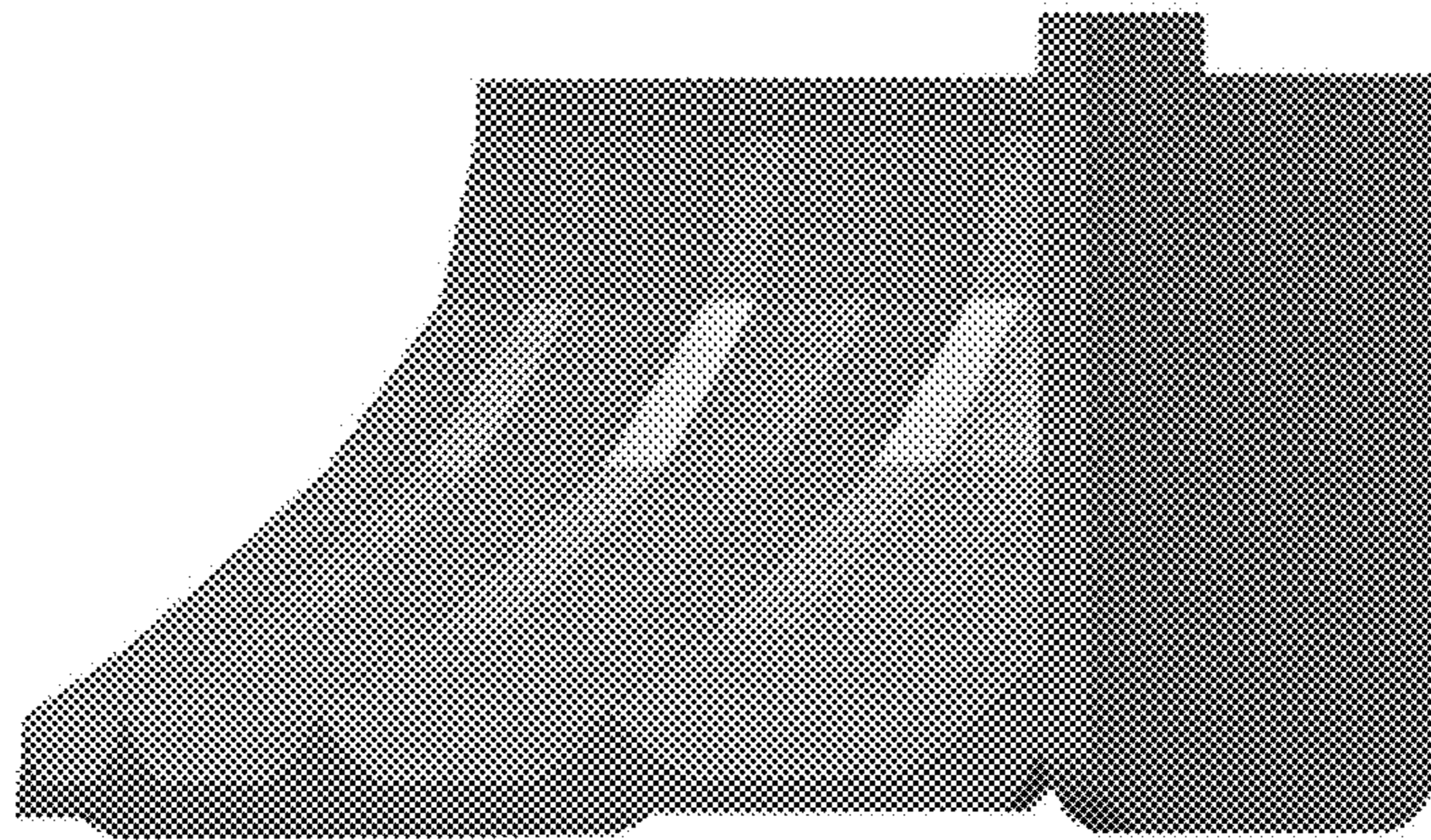


FIG. 6

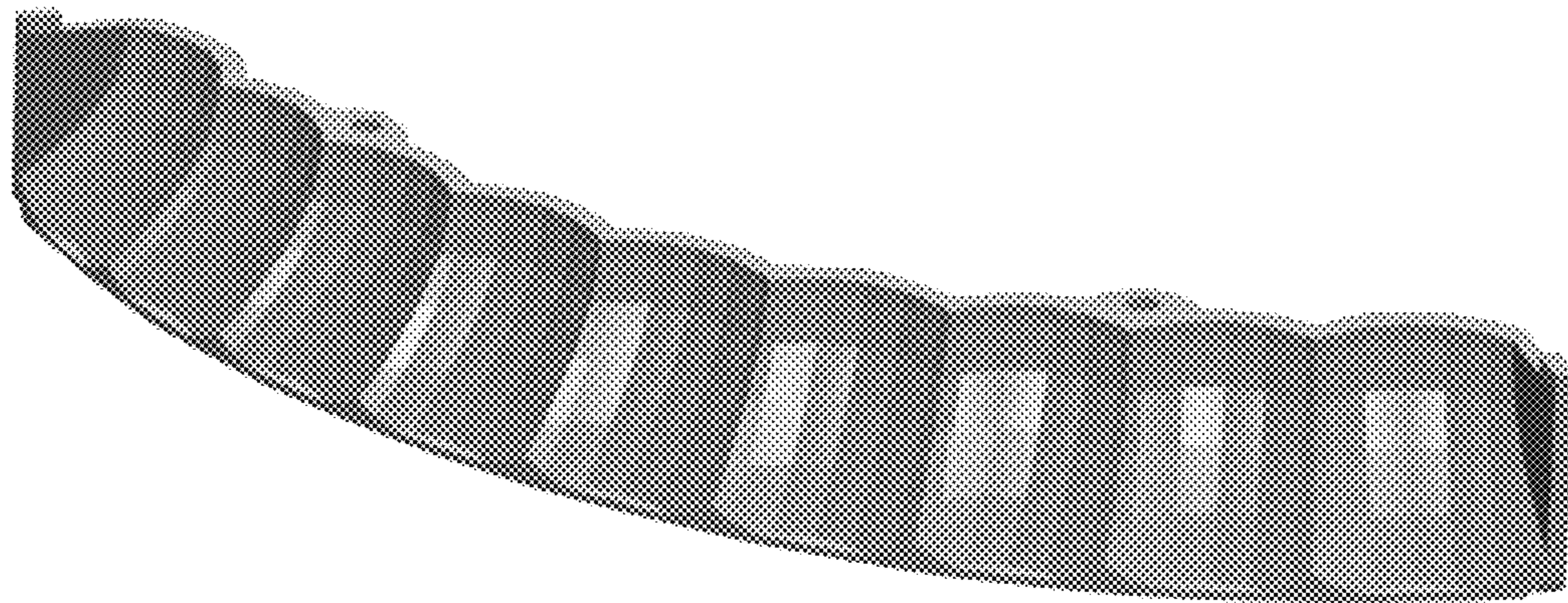


FIG. 7