



US00D702869S

(12) **United States Design Patent**
Kondou et al.

(10) **Patent No.:** **US D702,869 S**
(45) **Date of Patent:** **** Apr. 15, 2014**

(54) **PENDANT LIGHT BODY**

(71) Applicant: **Sharp Kabushiki Kaisha**, Osaka (JP)

(72) Inventors: **Yasuo Kondou**, Tokyo (JP); **Katsuyuki Sakouh**, Tokyo (JP); **Naohiro Yamada**, Tokyo (JP)

(73) Assignee: **Sharp Kabushiki Kaisha**, Osaka-shi, Osaka (JP)

(**) Term: **14 Years**

(21) Appl. No.: **29/443,520**

(22) Filed: **Jan. 18, 2013**

(30) **Foreign Application Priority Data**

Jul. 20, 2012 (JP) 2012-017291

(51) **LOC (10) Cl.** **26-03**

(52) **U.S. Cl.**
USPC **D26/88; D26/90**

(58) **Field of Classification Search**
USPC D26/72, 80-84, 88-91, 118; 362/147,
362/404-408
See application file for complete search history.

(56) **References Cited**

U.S. PATENT DOCUMENTS

D87,964 S * 10/1932 Howell D26/88
3,042,742 A * 7/1962 Foster D26/88
D370,545 S * 6/1996 Porter D26/88
D372,322 S * 7/1996 Porter D26/88
D405,553 S * 2/1999 Stewart D26/88

D407,521 S * 3/1999 Crosby D26/88
D492,440 S * 6/2004 Parres D26/85
D494,702 S * 8/2004 Parres D26/85
D640,823 S 6/2011 Hokazono et al.
D655,441 S * 3/2012 Sabernig D26/88
D656,265 S * 3/2012 Sabernig D26/88
D659,883 S * 5/2012 Herremans D26/88
D685,947 S * 7/2013 Pyle D26/118

OTHER PUBLICATIONS

Disc Pendant from LBC Lighting/ Found at www.lbclighting.com visited Sep. 19, 2007.*

Design U.S. Appl. No. 29/446,511, filed Feb. 25, 2013 (pending).

Design U.S. Appl. No. 29/421,351, filed Jul. 9, 2012 (pending).

* cited by examiner

Primary Examiner — Clare E Heflin

(74) *Attorney, Agent, or Firm* — Nixon & Vanderhye, P.C.

(57) **CLAIM**

The ornamental design for “pendant light body,” as shown and described.

DESCRIPTION

FIG. 1 is a perspective view of a pendant light body in accordance with our new design;

FIG. 2 is a front elevation view thereof, the rear elevation view, left and right side elevation views being identical thereto;

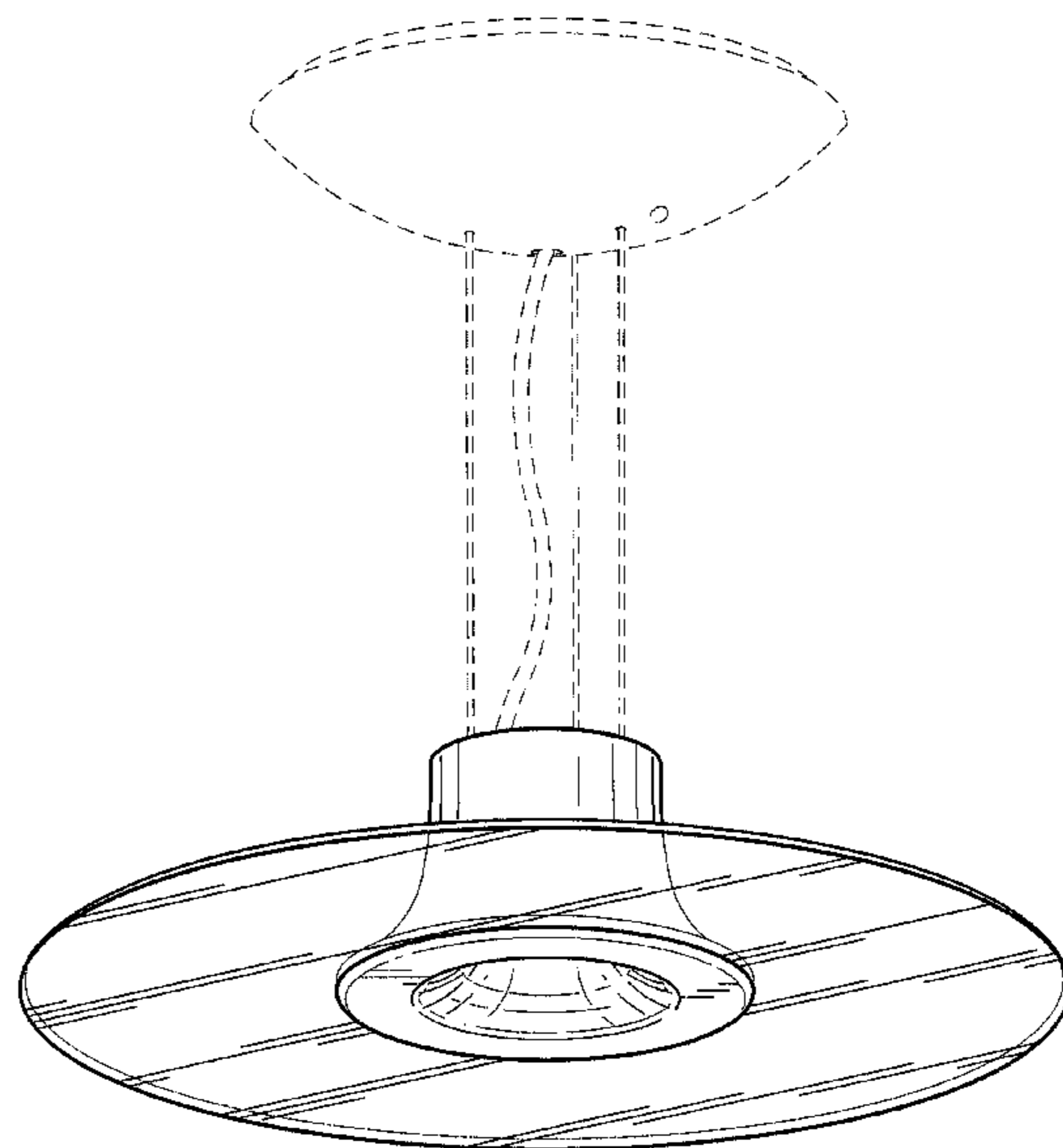
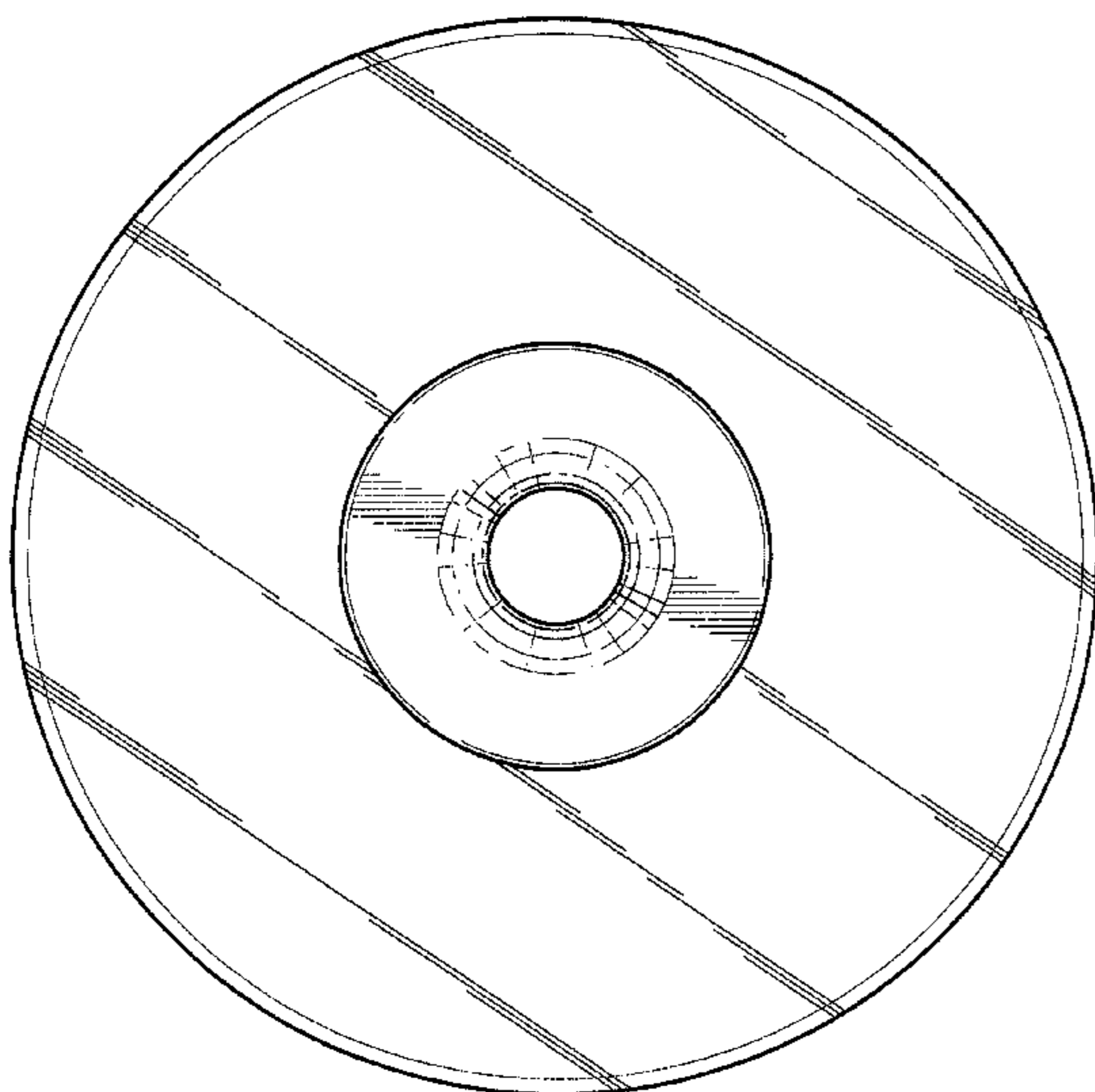
FIG. 3 is top plan view thereof;

FIG. 4 is a bottom plan view thereof; and,

FIG. 5 is a reference view showing an exemplary state of use for the pendant light body shown in FIGS. 1-4.

Subject matter shown in dashed lines is for environmental purposes only and forms no part of the claimed invention.

1 Claim, 4 Drawing Sheets



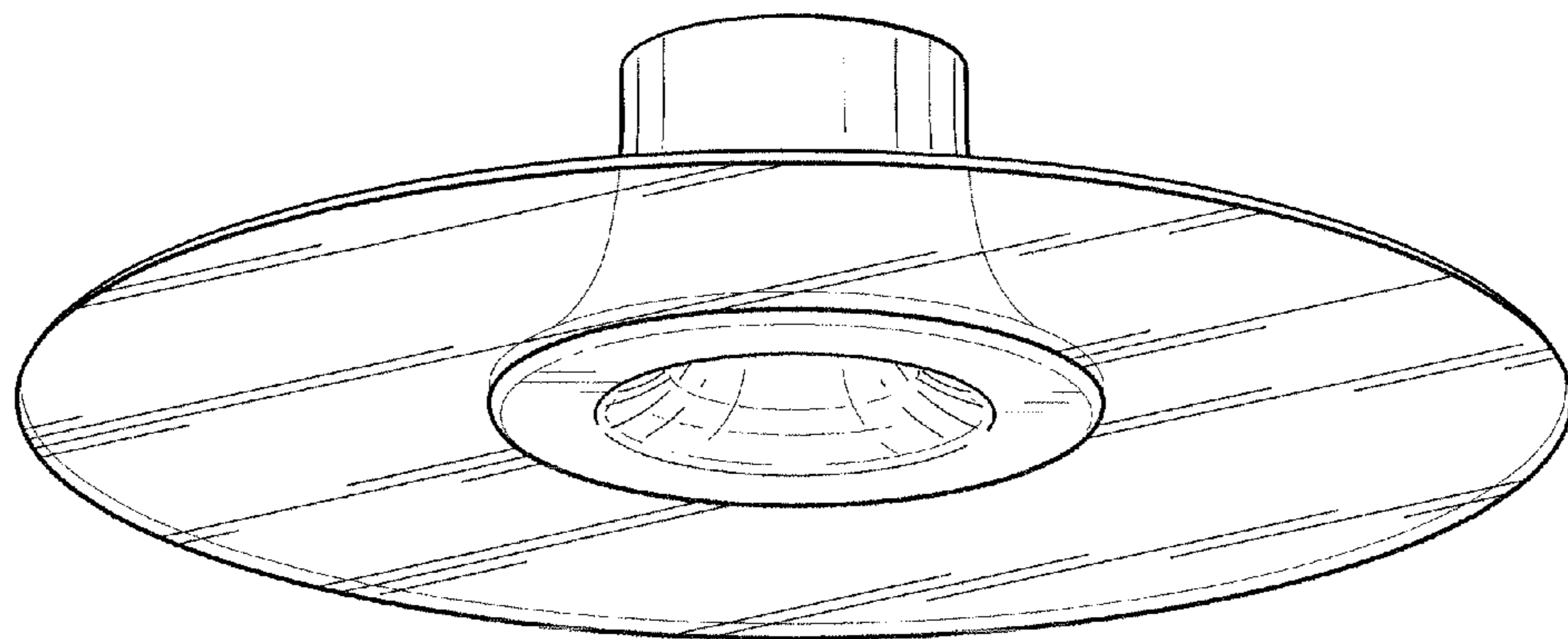


FIG. 1

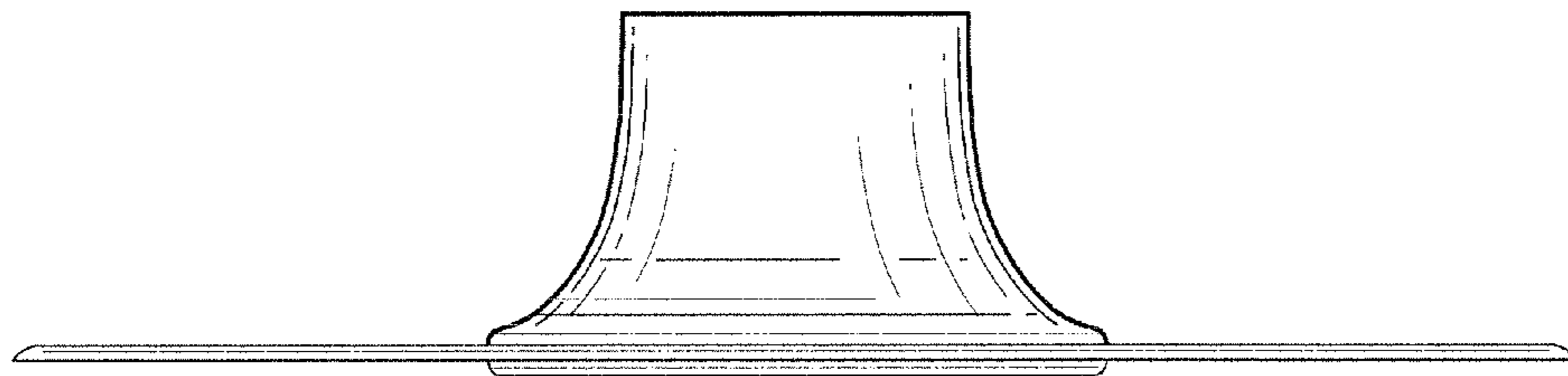


FIG. 2

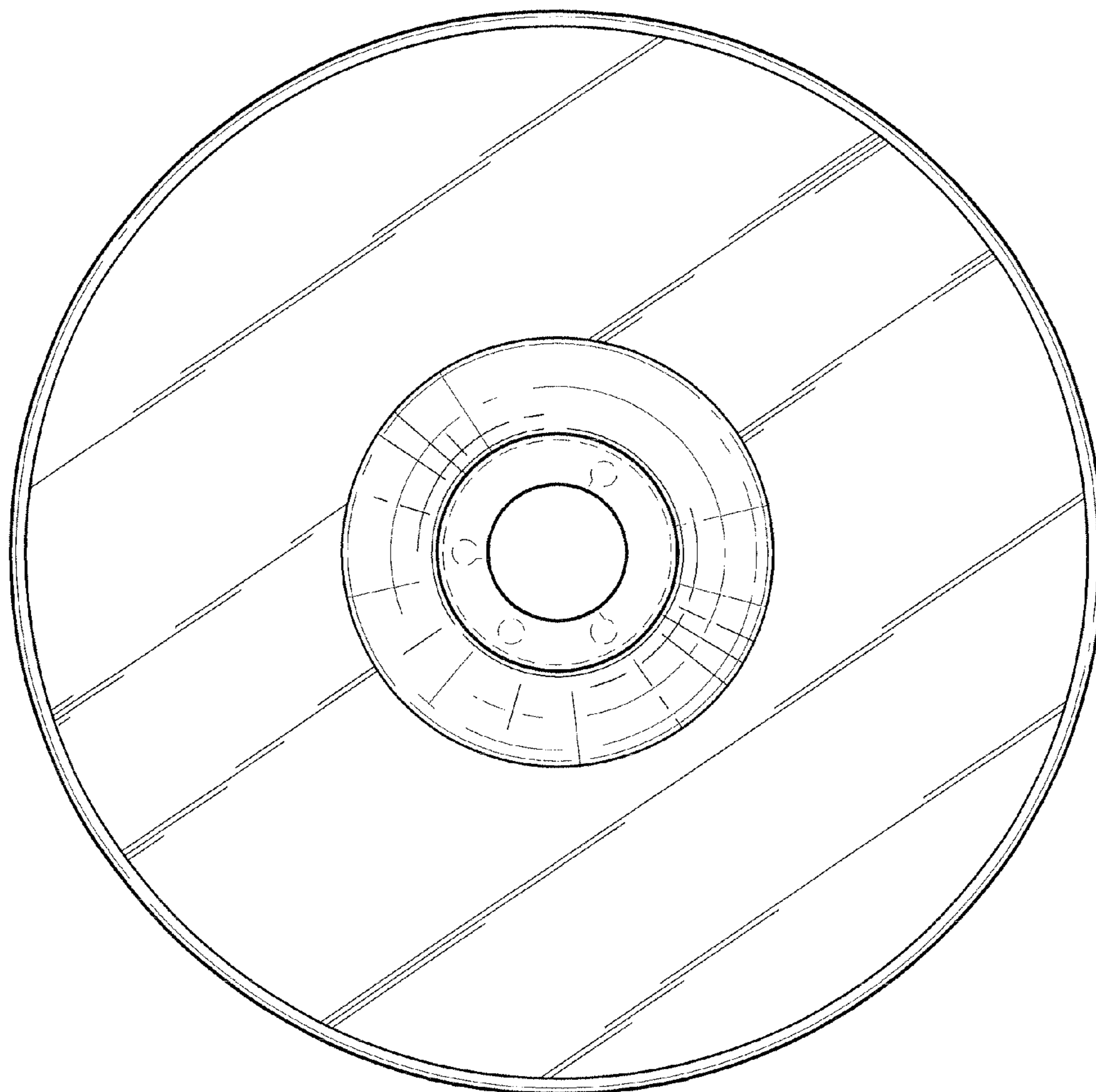


FIG. 3



FIG. 4

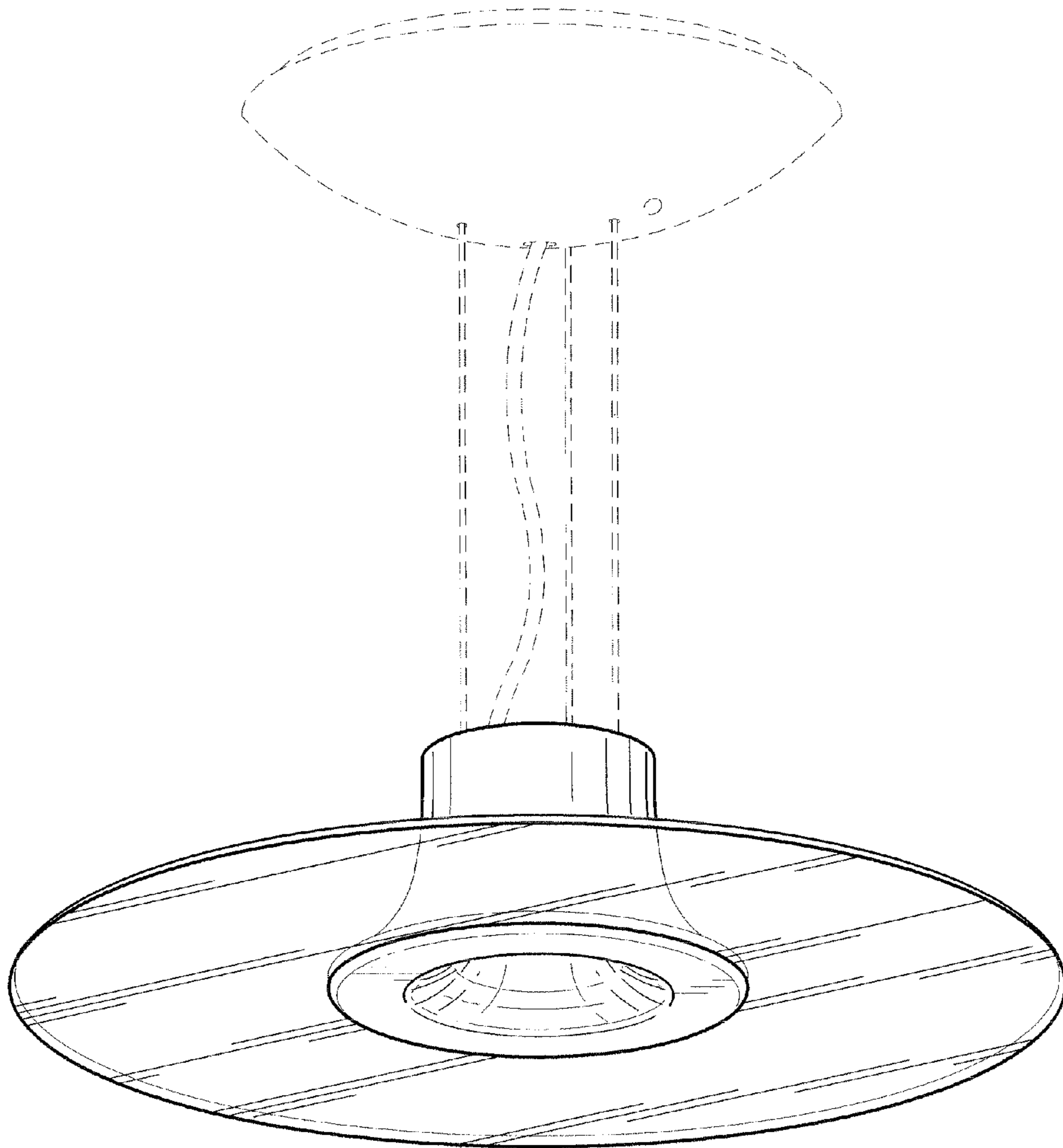


FIG. 5