



US00D702841S

(12) **United States Design Patent**  
**Wyrozub**

(10) **Patent No.:** **US D702,841 S**  
(45) **Date of Patent:** **\*\* Apr. 15, 2014**

- (54) **SURGICAL ARM SUPPORT**
- (71) Applicant: **Cindy Wyrozub**, Edmonton (CA)
- (72) Inventor: **Cindy Wyrozub**, Edmonton (CA)
- (\*\*) Term: **14 Years**
- (21) Appl. No.: **29/455,574**
- (22) Filed: **May 22, 2013**
- (30) **Foreign Application Priority Data**  
Apr. 9, 2013 (CA) ..... 150532
- (51) **LOC (10) Cl.** ..... **24-01**
- (52) **U.S. Cl.**  
USPC ..... **D24/184**
- (58) **Field of Classification Search**  
USPC ..... D24/183-184, 200, 127, 171, 185, 158;  
D6/501-502, 418, 366; 128/845-846,  
128/869, 849; 5/636-640, 644, 622-623;  
602/16; 180/214, 253; 297/313,  
297/411.38, 118, 467, 344.12; D14/461,  
D14/452; 248/118.3, 230.2, 118  
See application file for complete search history.

5,408,713	A	4/1995	Stratton et al.	
D361,383	S *	8/1995	Lipson et al.	D24/183
D375,163	S *	10/1996	Lipson et al.	D24/183
D376,428	S *	12/1996	Lipson et al.	D24/183
D377,125	S *	1/1997	Adamsson	D6/418
5,746,480	A *	5/1998	Bonutti	248/118
5,785,057	A *	7/1998	Fischer	128/846
D419,540	S *	1/2000	Salzman	D14/461
6,101,650	A	8/2000	Omdal et al.	
D438,725	S *	3/2001	Takahashi	D6/418
6,619,598	B2 *	9/2003	De Miranda	248/118.3
D518,894	S *	4/2006	Kirn	D24/184
D535,030	S *	1/2007	Brefka et al.	D24/184
7,603,730	B2	10/2009	Zelnik	
D605,498	S	12/2009	Carl	
D606,345	S *	12/2009	Tsai	D6/366
D607,311	S	1/2010	Snider	
D633,620	S *	3/2011	Avett et al.	D24/183
D647,207	S *	10/2011	Buck	D24/185
D655,418	S *	3/2012	Hancock	D24/183
D659,250	S *	5/2012	Cottrell	D24/183
D679,020	S *	3/2013	Cuschieri et al.	D24/184
2008/0236599	A1	10/2008	Earle	

\* cited by examiner

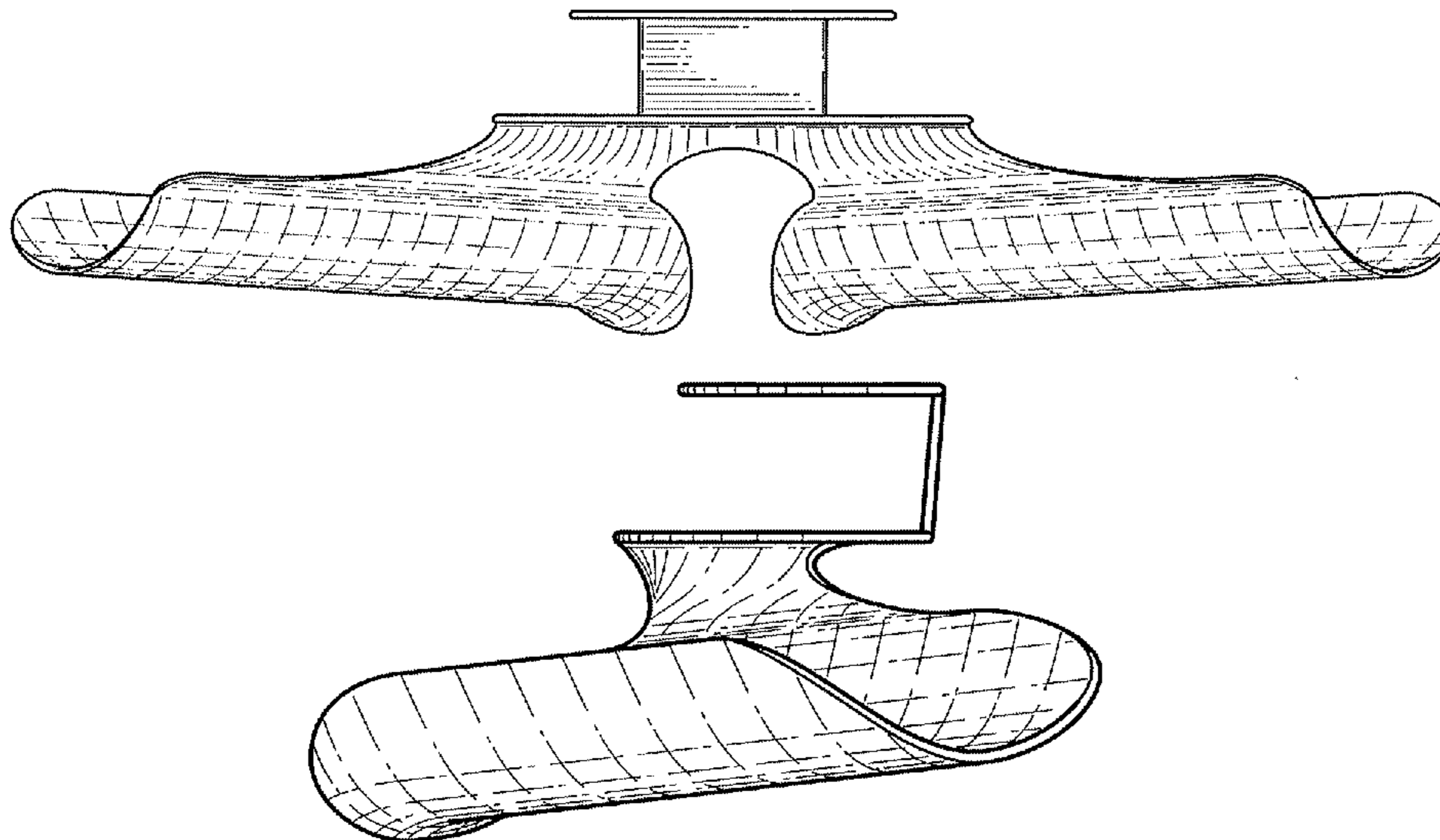
*Primary Examiner* — T. Chase Nelson  
*Assistant Examiner* — Mark Cavanna  
(74) *Attorney, Agent, or Firm* — Davis & Bujold, PLLC;  
Michael J. Bujold

- (56) **References Cited**  
U.S. PATENT DOCUMENTS
- 2,910,259 A 1/1959 Johnson
- 3,894,601 A \* 7/1975 Gestring ..... 297/344.12
- D253,568 S \* 12/1979 Brink ..... D6/501
- 4,210,317 A 7/1980 Spann et al.
- 4,681,308 A 7/1987 Rice
- 4,730,801 A 3/1988 Cloward
- 4,913,393 A \* 4/1990 Wood ..... 248/230.2
- D318,589 S \* 7/1991 Szadkowski ..... D6/501
- 5,074,501 A \* 12/1991 Holttta ..... 248/118.3
- D331,921 S \* 12/1992 Gutke et al. .... D14/452
- D354,079 S 1/1995 Shapiro
- 5,405,109 A \* 4/1995 Nordnes ..... 248/118.3

(57) **CLAIM**  
The ornamental design for a surgical arm support, as shown and described.

**DESCRIPTION**  
FIG. 1 is a top plan view of the surgical arm support;  
FIG. 2 is a front elevation view of the surgical arm support;  
FIG. 3 is a bottom plan view of the surgical arm support;  
FIG. 4 is a rear elevation view of the surgical arm support;  
and,  
FIG. 5 is a side elevation view of the surgical arm support.

**1 Claim, 3 Drawing Sheets**



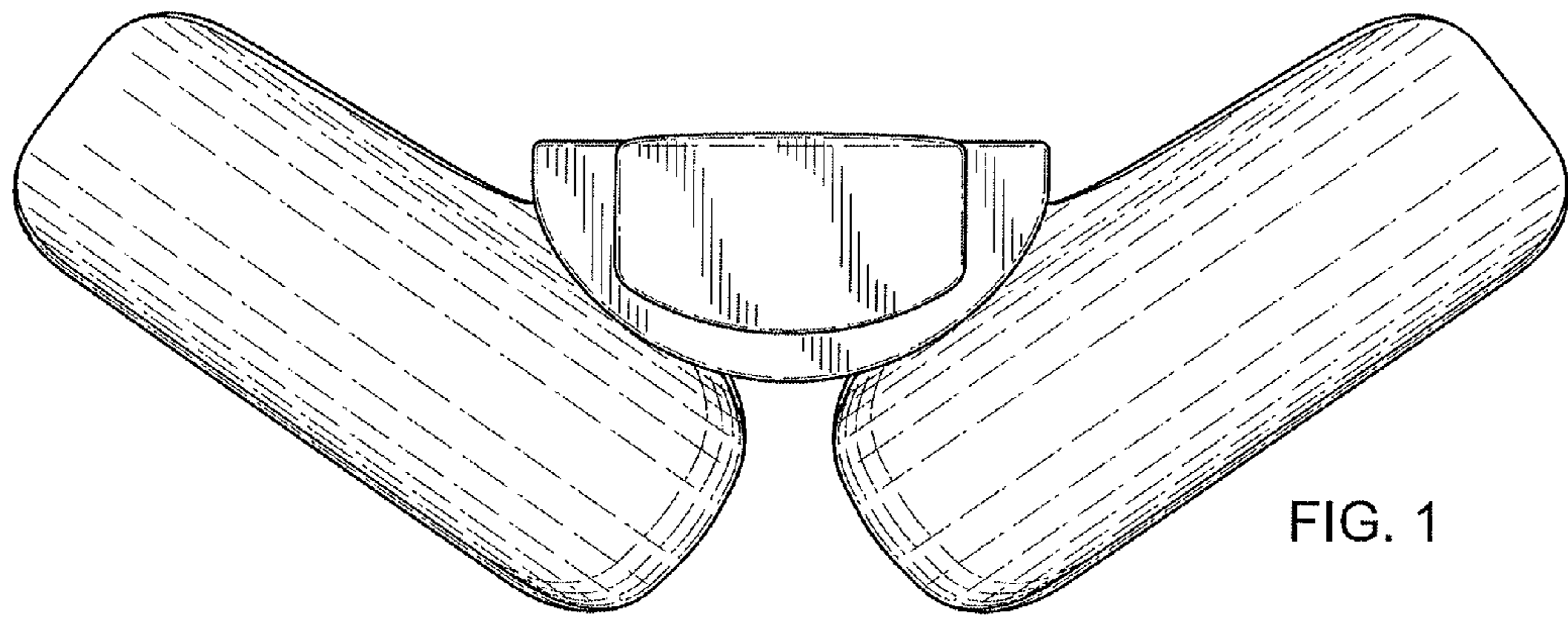


FIG. 1

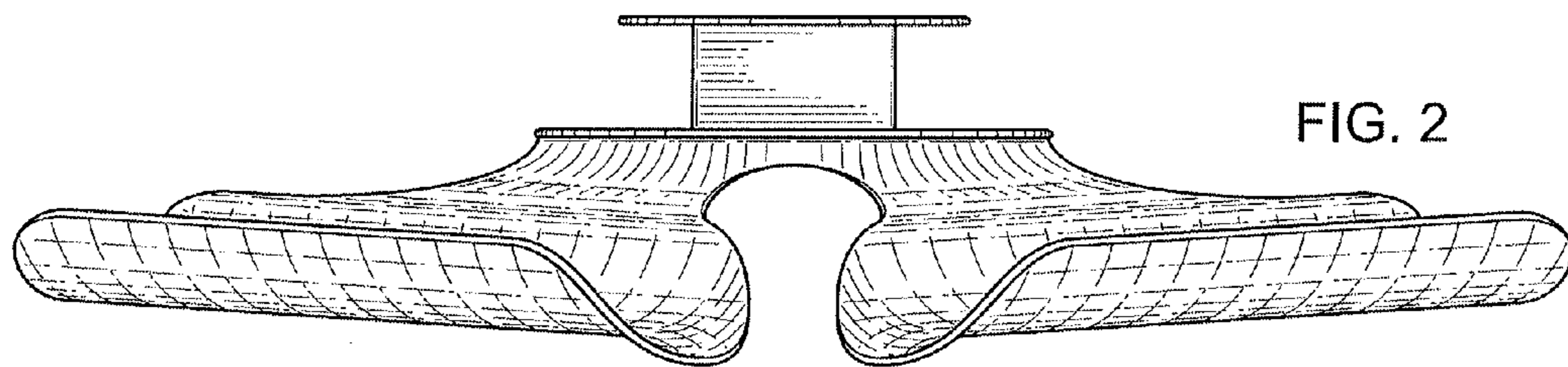


FIG. 2

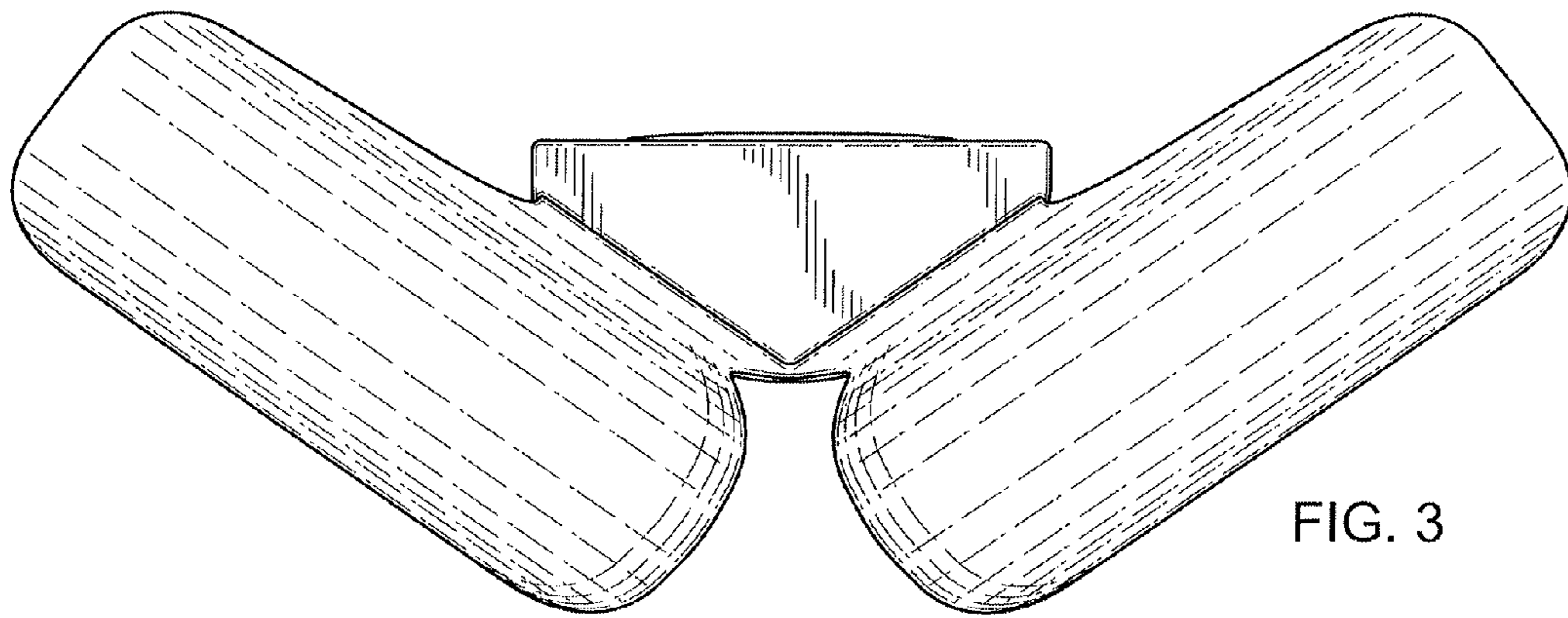


FIG. 3

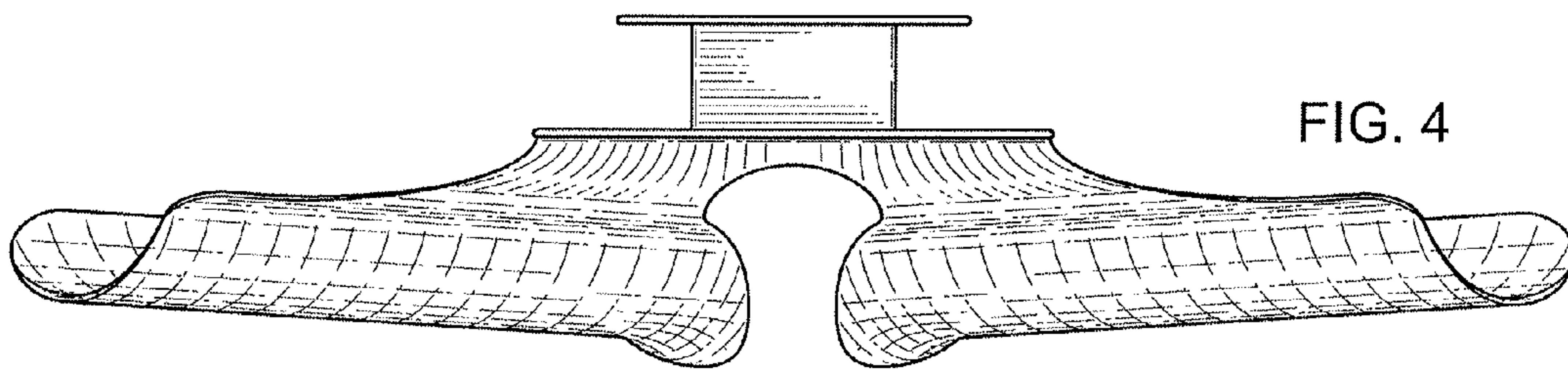


FIG. 4



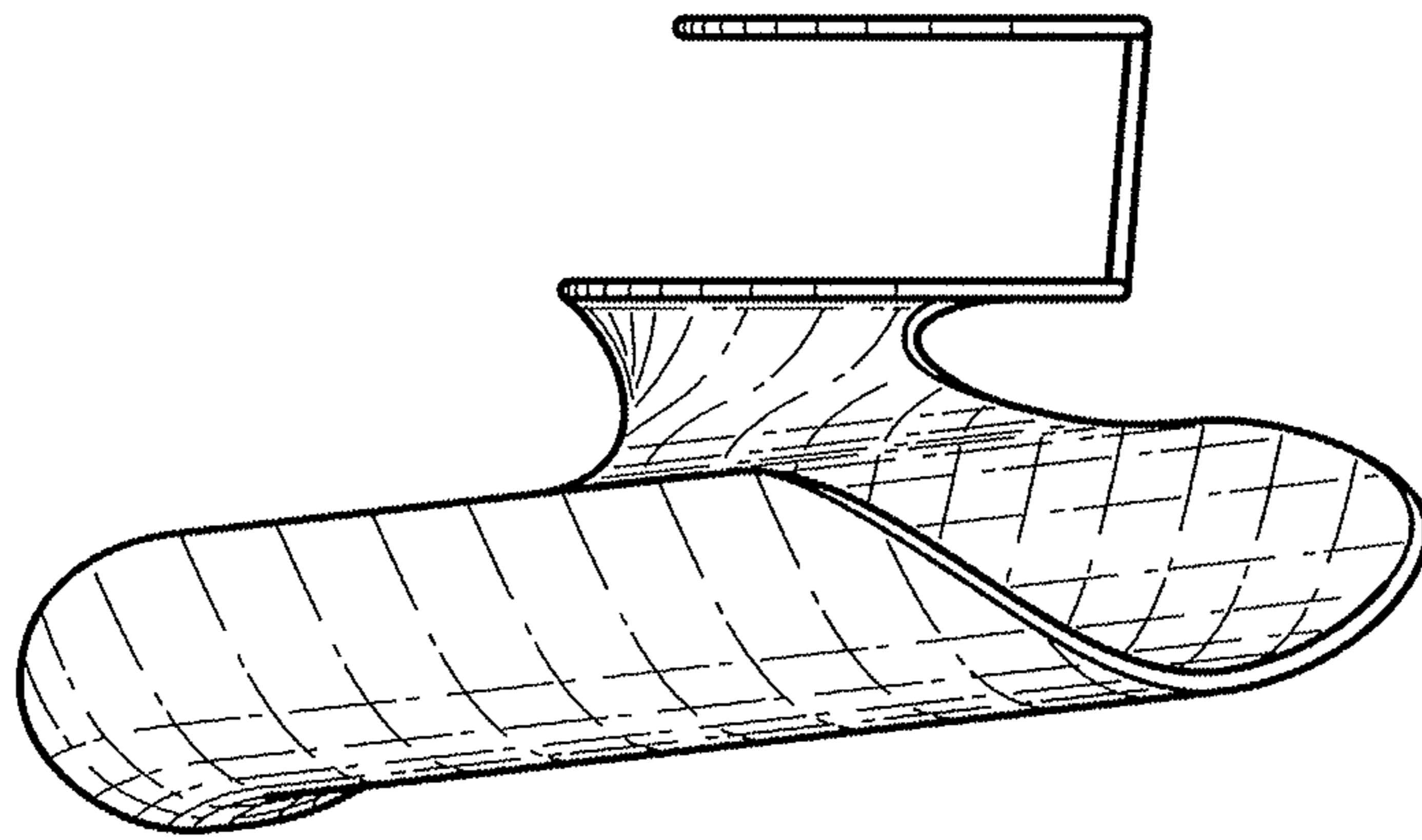


FIG. 5