



US00D702832S

(12) **United States Design Patent**
Hadley

(10) **Patent No.:** **US D702,832 S**
(45) **Date of Patent:** **** Apr. 15, 2014**

(54) **INTRAVENOUS LINE RETAINING STRIP**

(75) Inventor: **Sandra Hadley**, Quitman, GA (US)

(73) Assignee: **Sandra Hadley**, Quitman, GA (US)

(**) Term: **14 Years**

(21) Appl. No.: **29/417,884**

(22) Filed: **Apr. 10, 2012**

(51) **LOC (10) Cl.** **24-02**

(52) **U.S. Cl.**
USPC **D24/128**

(58) **Field of Classification Search**
USPC D24/127-130, 112-114; 604/263, 264,
604/162, 268, 164.08, 174-180;
128/DIG. 26; D8/354-356, 394, 71-73,
D8/381, 367, 371; 248/307, 298.1, 339,
248/58, 63, 211; D6/553, 514

See application file for complete search history.

(56) **References Cited**

U.S. PATENT DOCUMENTS

3,288,136	A	11/1966	Lund	
3,630,195	A	12/1971	Santomieri	
4,606,735	A	8/1986	Wilder et al.	
D290,041	S *	5/1987	Scott D24/128
4,671,787	A	6/1987	Widman	
4,822,342	A	4/1989	Brawner	
4,976,700	A	12/1990	Tollini	
D354,904	S *	1/1995	Halsten D8/356

5,389,082	A *	2/1995	Baugues et al.	604/174
D367,574	S *	3/1996	Werner	D6/514
D377,123	S *	1/1997	Hutchens	D8/367
5,664,581	A	9/1997	Ashley		
6,419,660	B1	7/2002	Russo		
6,458,104	B2 *	10/2002	Gautsche	604/179
D485,106	S *	1/2004	Dion	D6/553
D486,021	S *	2/2004	Dion	D6/553
D560,474	S *	1/2008	Thru	D8/382
D657,869	S *	4/2012	Mammen	D24/128
D663,021	S *	7/2012	Wilborn et al.	D24/128
D678,520	S *	3/2013	Marcoe	D24/128
2002/0186562	A1 *	12/2002	Schroetter	362/249

* cited by examiner

Primary Examiner — David Muller


(57) **CLAIM**

The ornamental design for an intravenous line retaining strip, as shown and described.

DESCRIPTION

FIG. 1 is a perspective top view of an intravenous line retaining strip, showing my new design;
FIG. 2 is a front view thereof;
FIG. 3 is a rear view thereof;
FIG. 4 is a left side view thereof with a right side view being a mirror image;
FIG. 5 is a top view thereof; and,
FIG. 6 is a bottom view thereof.

1 Claim, 5 Drawing Sheets



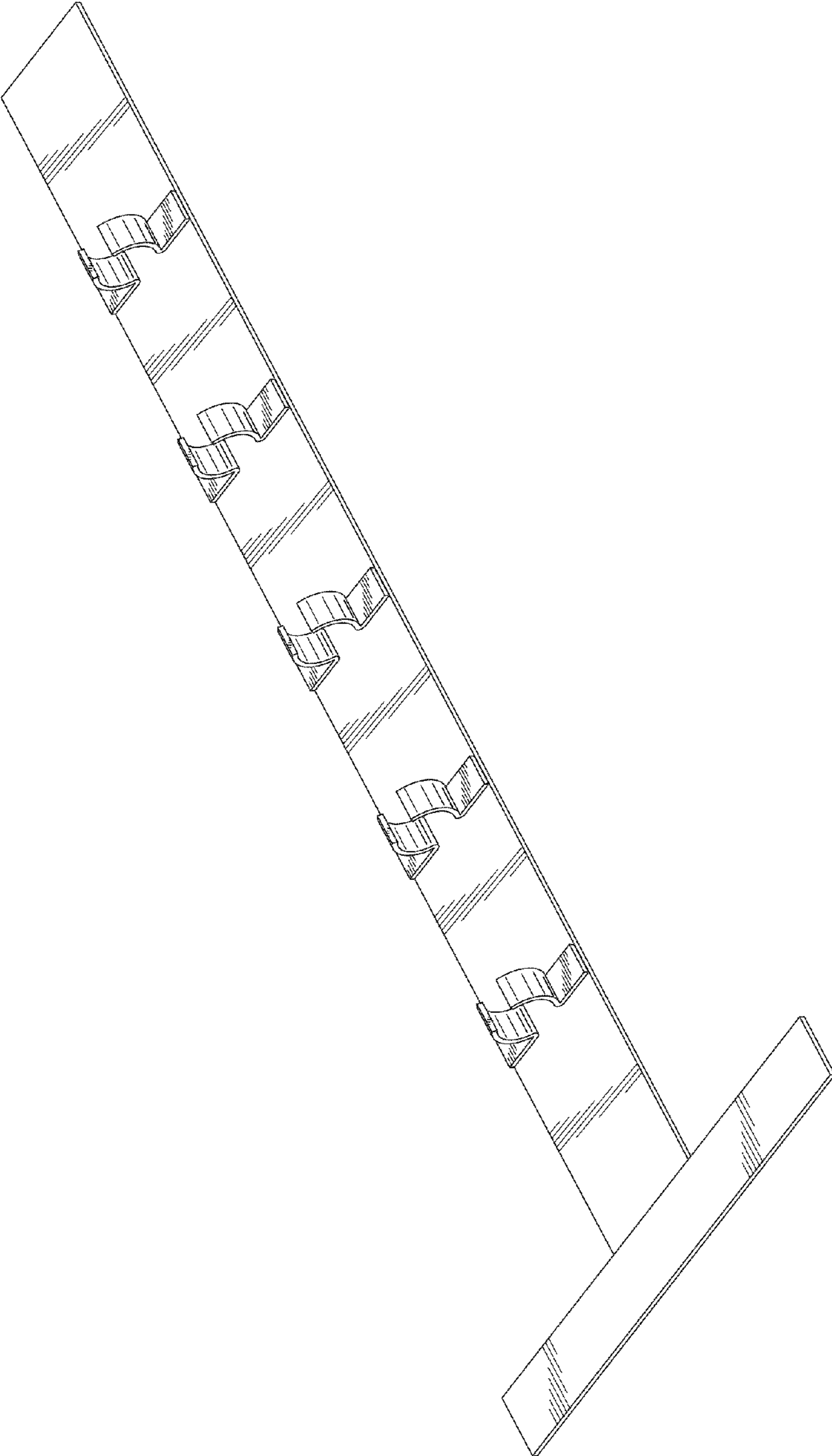


Fig. 1

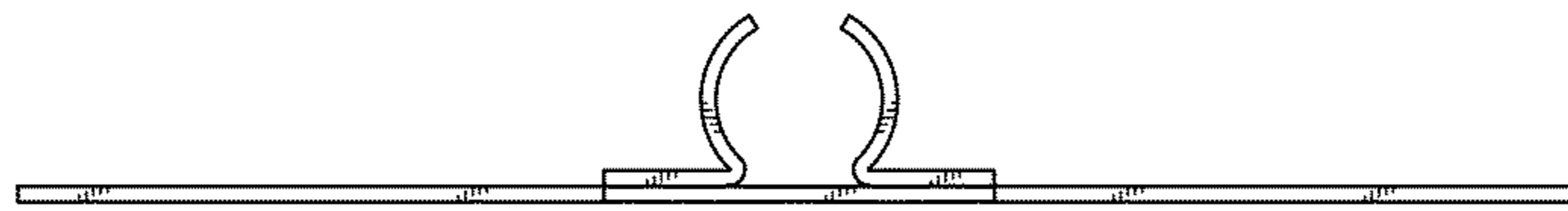


Fig. 2

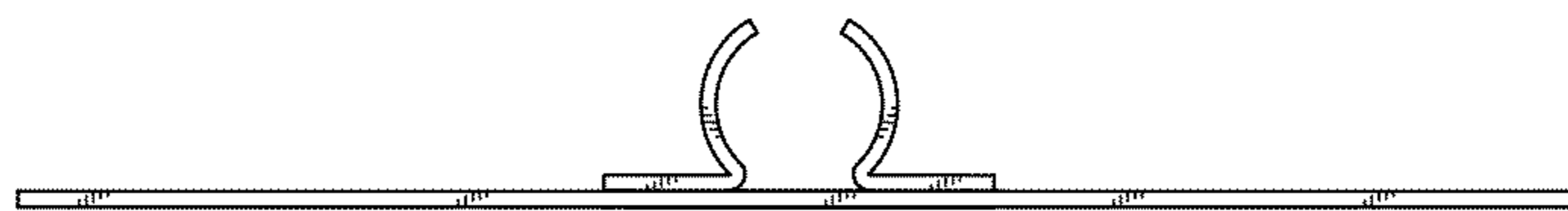


Fig. 3

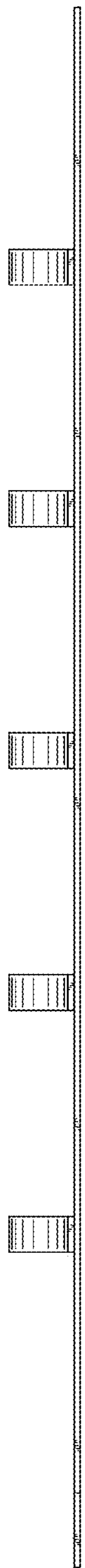


Fig. 4

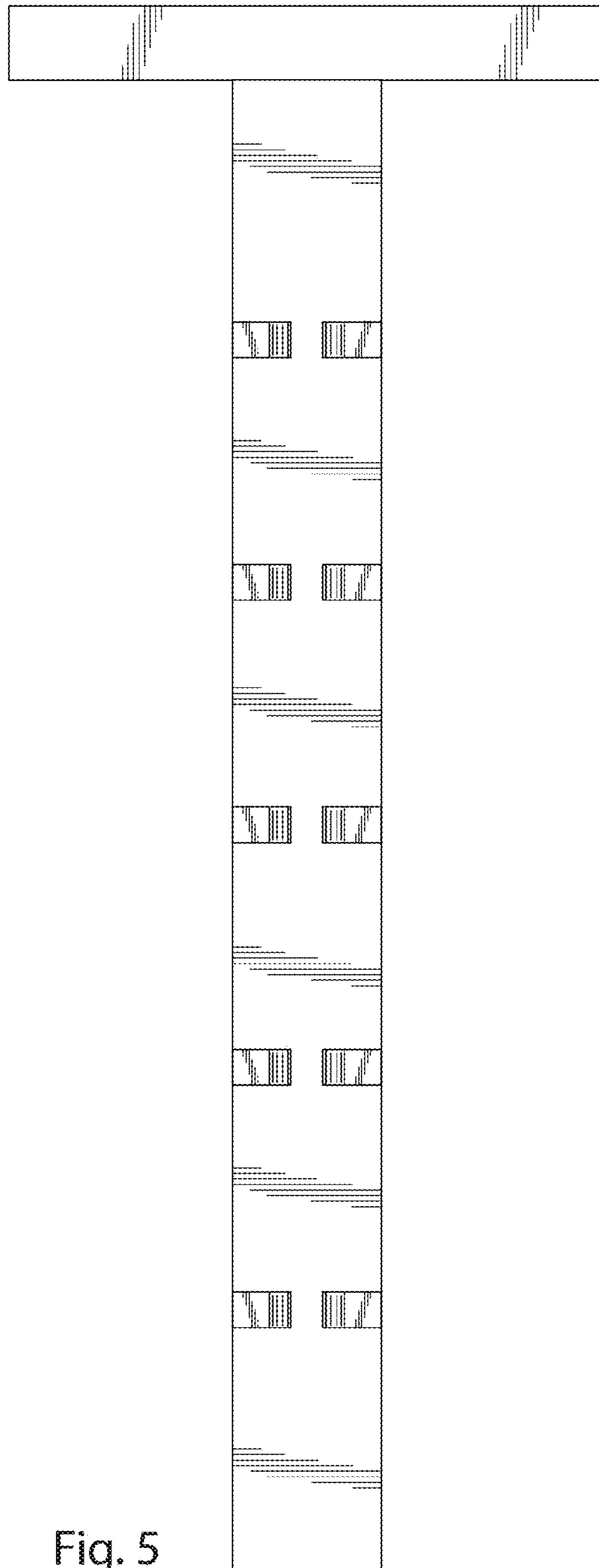


Fig. 5

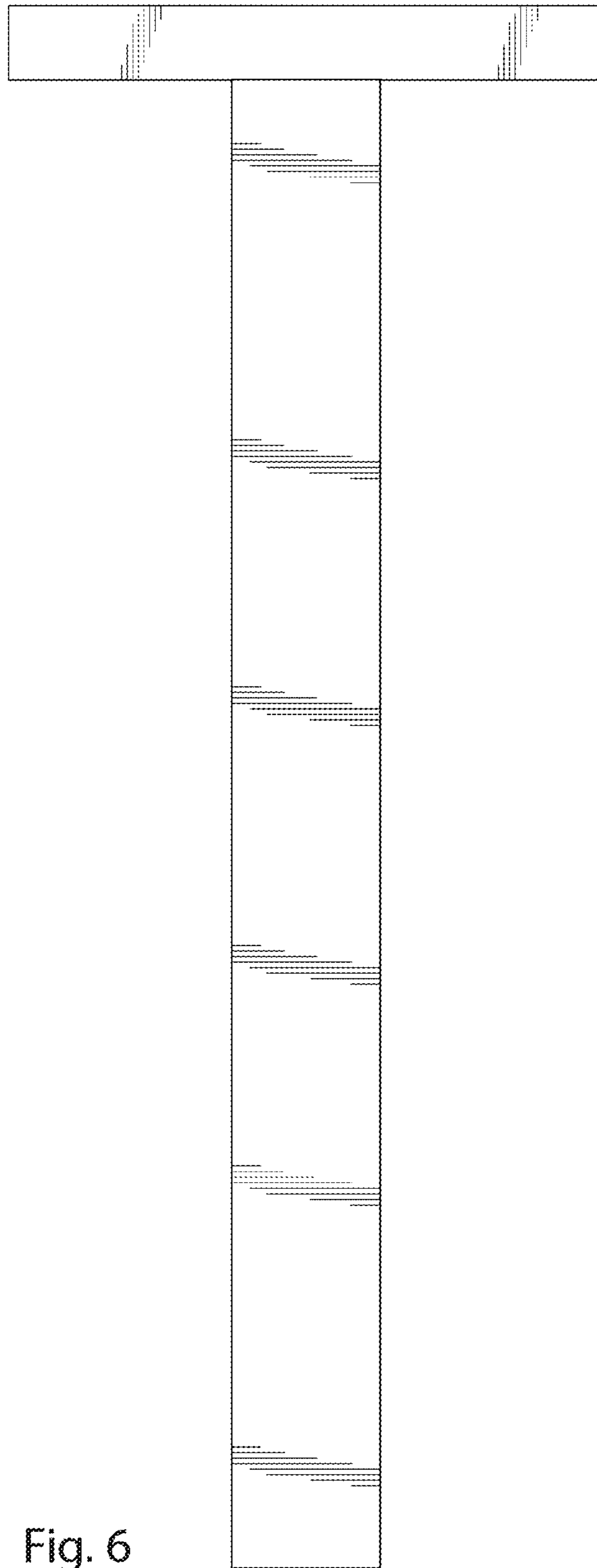


Fig. 6