



US00D702829S

(12) **United States Design Patent**
Chen et al.

(10) **Patent No.:** **US D702,829 S**
(45) **Date of Patent:** **** Apr. 15, 2014**

(54) **FAN IMPELLER**

(71) Applicant: **Delta Electronics, Inc.**, Taoyuan Hsien (TW)

(72) Inventors: **Shih-Chou Chen**, Taoyuan Hsien (TW);
Chao-Wen Lu, Taoyuan Hsien (TW)

(73) Assignee: **Delta Electronics, Inc.**, Taoyuan Hsien (TW)

(**) Term: **14 Years**

(21) Appl. No.: **29/443,864**

(22) Filed: **Jan. 23, 2013**

(30) **Foreign Application Priority Data**

Oct. 26, 2012 (TW) 101306336
Nov. 14, 2012 (TW) 101306336U01

(51) **LOC (10) Cl.** **23-04**

(52) **U.S. Cl.**
USPC **D23/379**

(58) **Field of Classification Search**
USPC D23/370–385, 411–414, 365, 364;
415/60, 66, 68, 208.1, 213.1, 214.1;
310/257; 361/695; 126/299 D, 299 R;
D26/51, 72, 73; D32/15, 16; 416/189;
D13/179
See application file for complete search history.

(56) **References Cited**

U.S. PATENT DOCUMENTS

D563,544 S * 3/2008 Hwang et al. D23/413
D574,077 S * 7/2008 Horng et al. D23/379

D575,749 S * 8/2008 Hwang et al. D13/179
D577,807 S * 9/2008 Kenyon et al. D23/379
D579,883 S * 11/2008 Hwang et al. D13/179
D630,721 S * 1/2011 Kenyon et al. D23/379
D645,950 S * 9/2011 Kenyon et al. D23/379
2007/0267172 A1* 11/2007 Hwang et al. 165/80.3
2008/0011461 A1* 1/2008 Hwang et al. 165/122
2008/0017358 A1* 1/2008 Hwang et al. 165/122
2008/0117594 A1* 5/2008 Hwang et al. 361/697
2008/0151500 A1* 6/2008 Liang et al. 361/697

* cited by examiner

Primary Examiner — Susan Bennett Hattan

Assistant Examiner — Janice Hallmark

(74) *Attorney, Agent, or Firm* — Muncy, Geissler, Olds & Lowe, P.C.

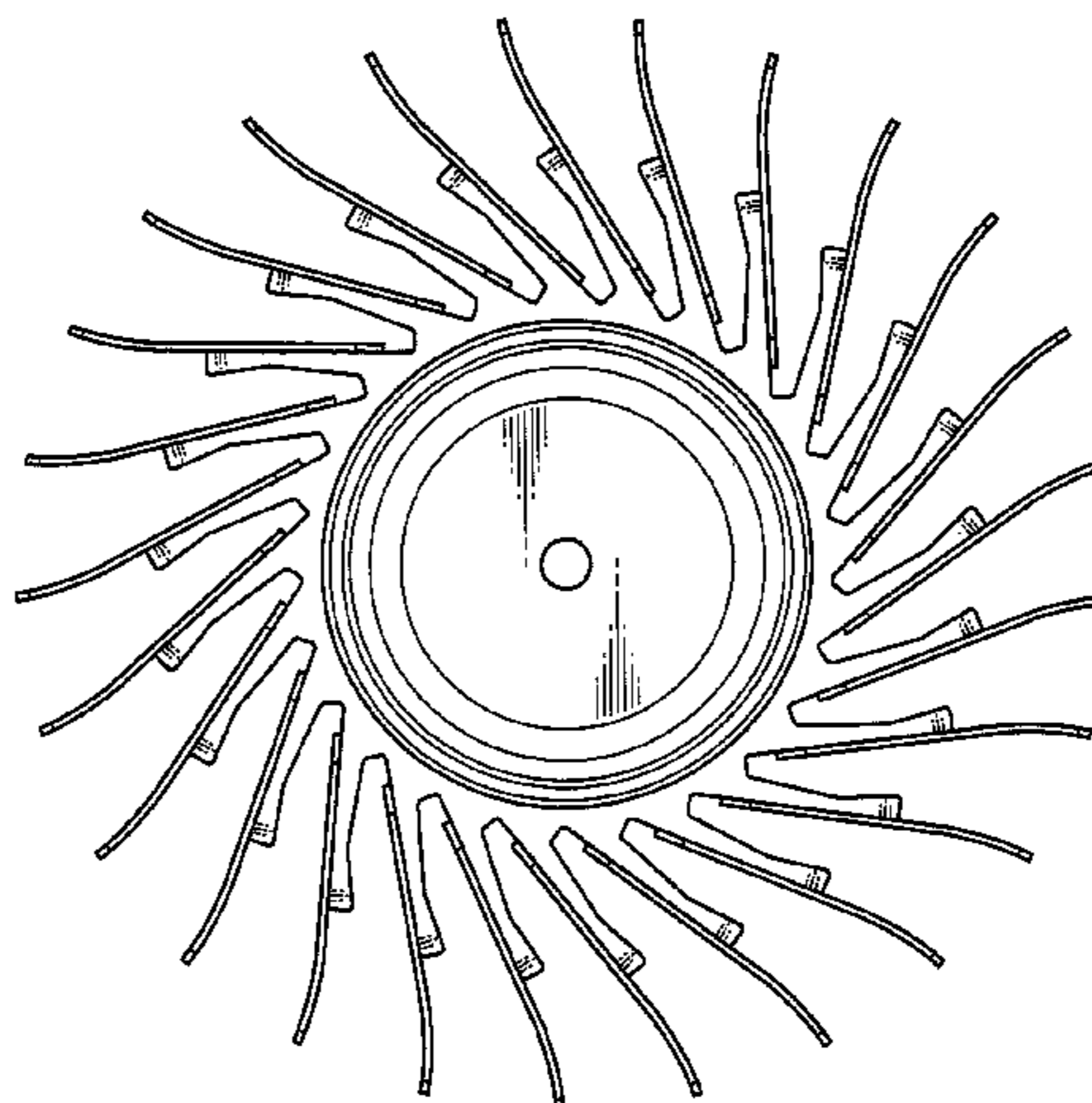
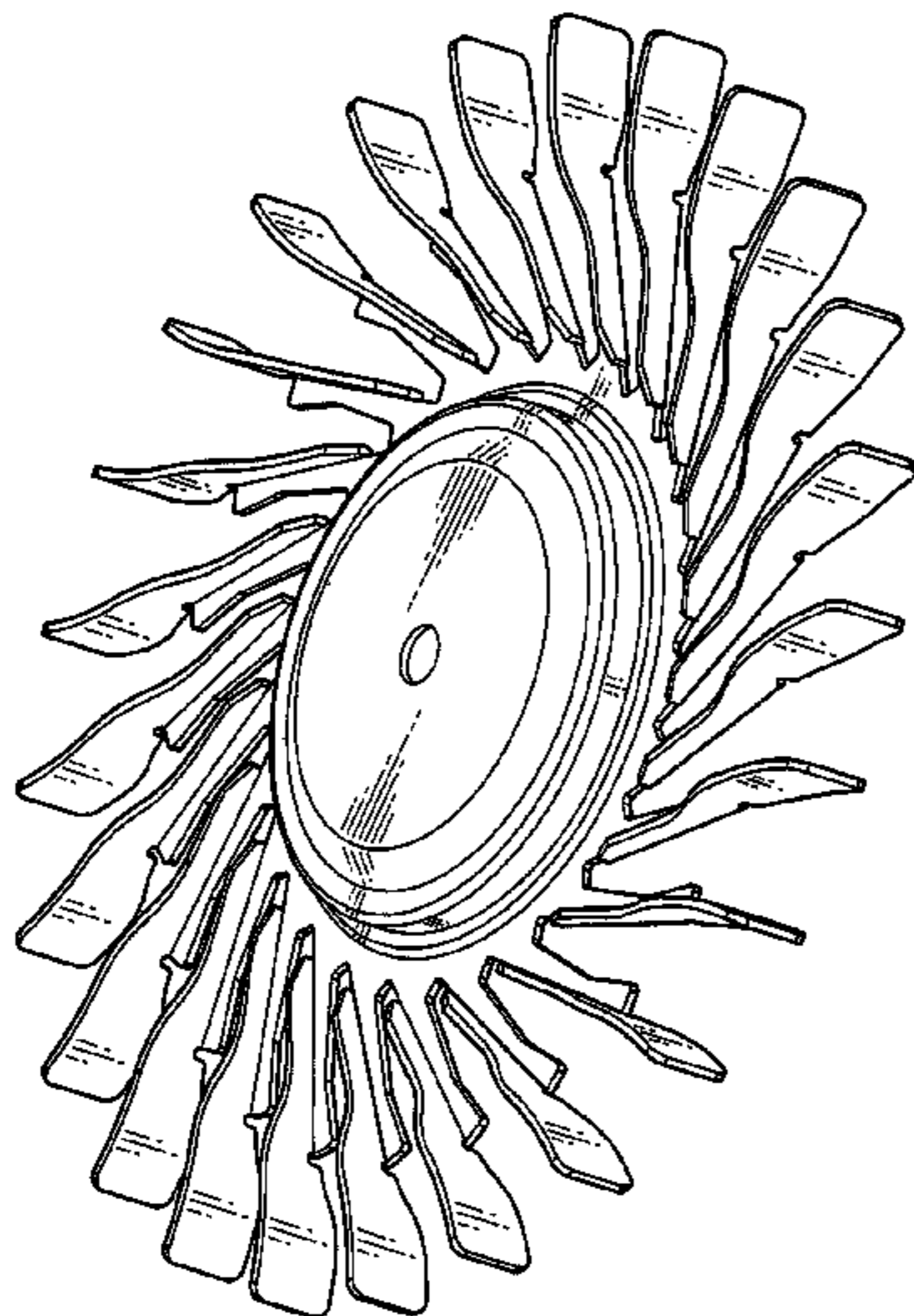
(57) **CLAIM**

The ornamental design for a fan impeller, as shown and described.

DESCRIPTION

FIG. 1 is a perspective view according to our new design;
FIG. 2 is a front elevational view thereof;
FIG. 3 is a rear elevational view thereof;
FIG. 4 is a left-side elevational view thereof;
FIG. 5 is a right-side elevational view thereof;
FIG. 6 is a top plan view thereof; and,
FIG. 7 is a bottom plan view thereof.

1 Claim, 5 Drawing Sheets



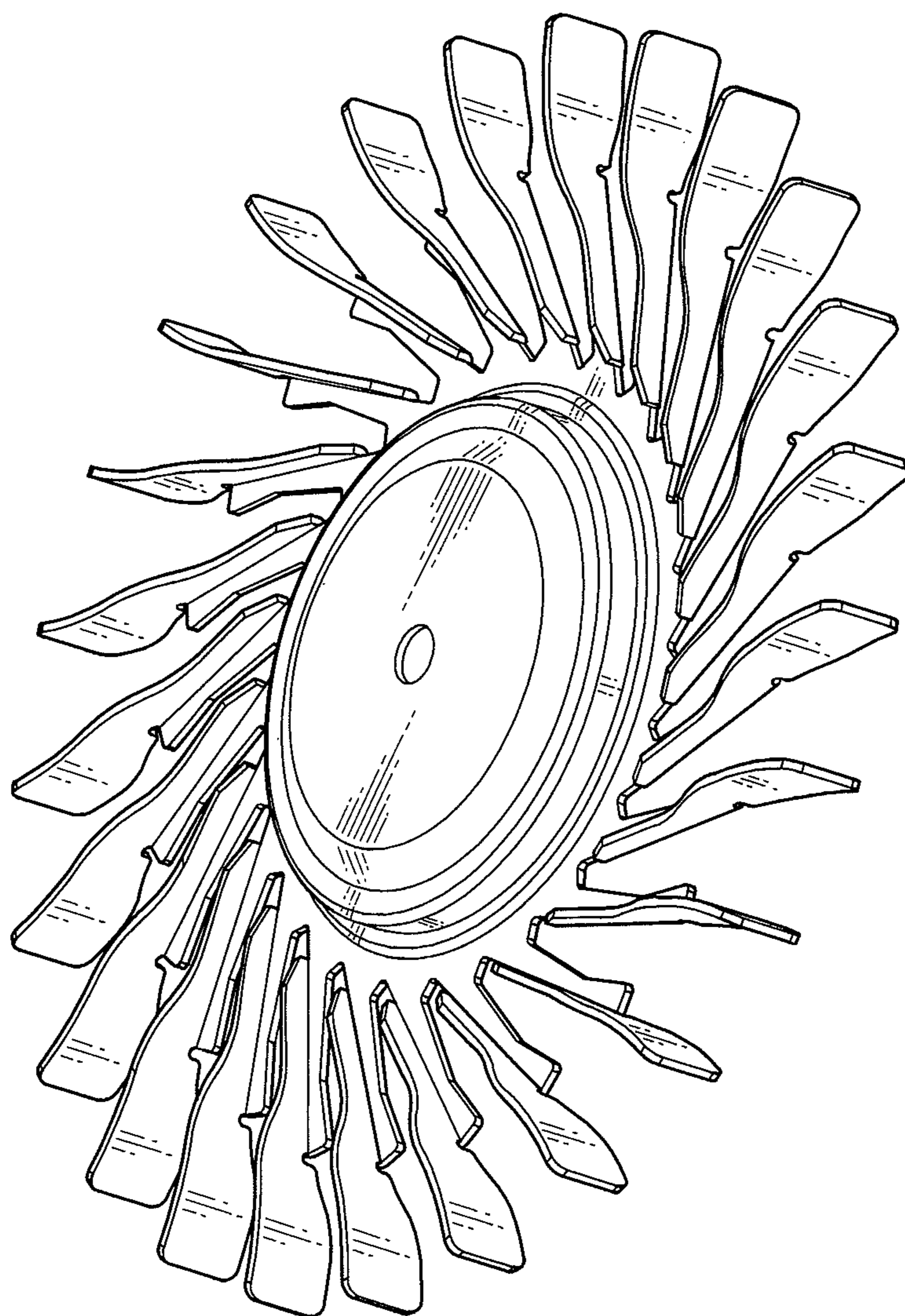


FIG. 1

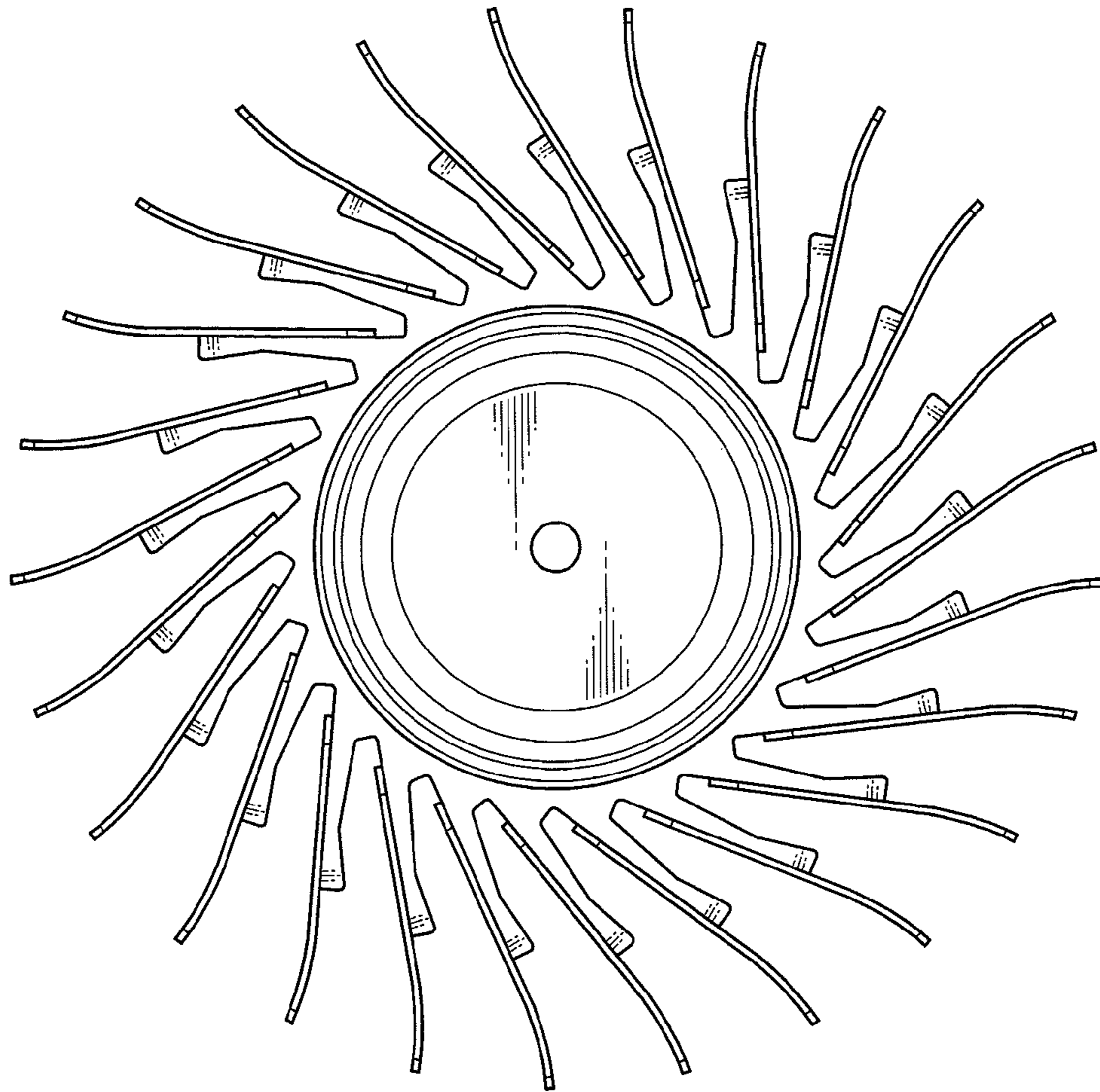


FIG. 2

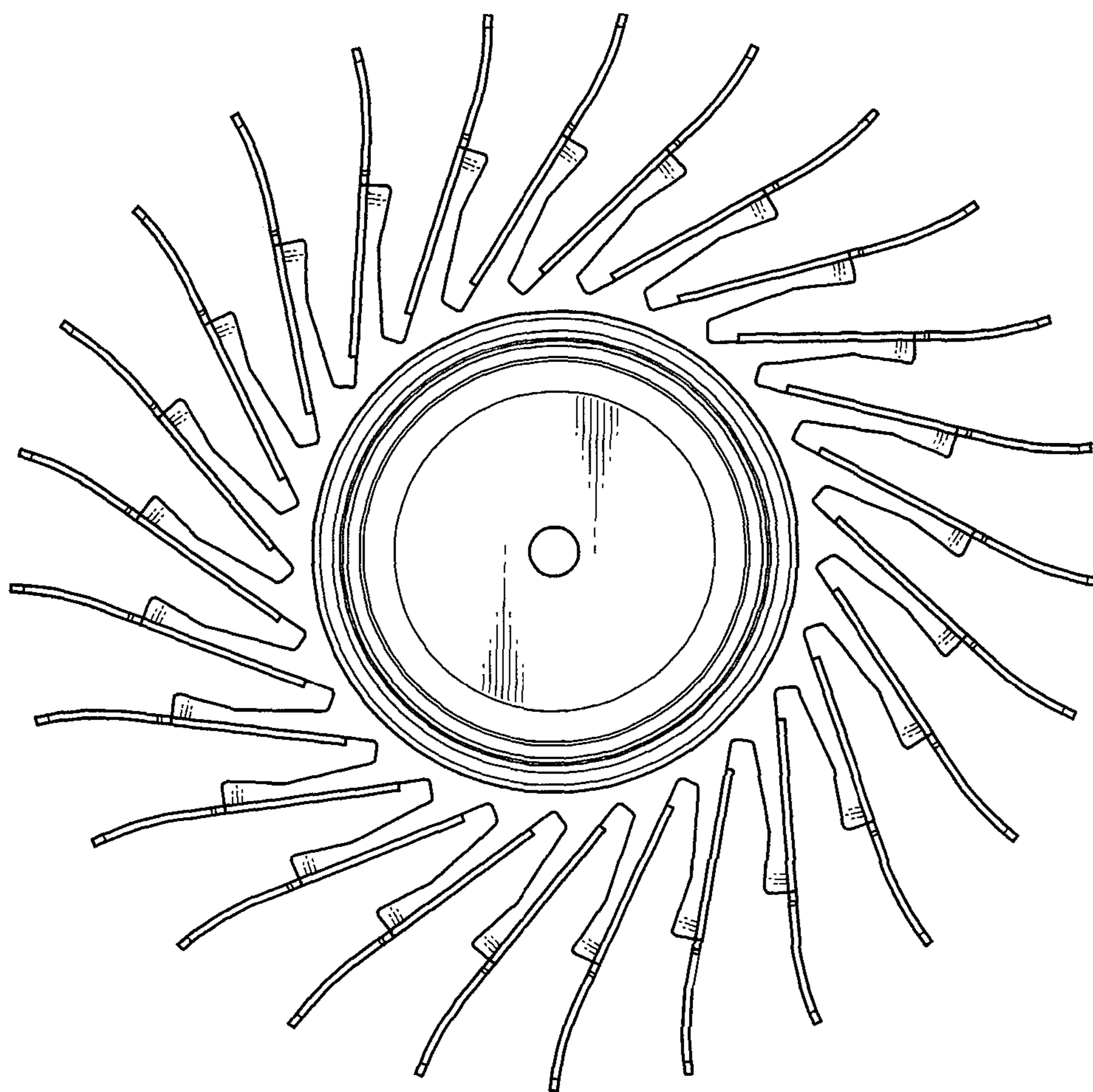


FIG. 3

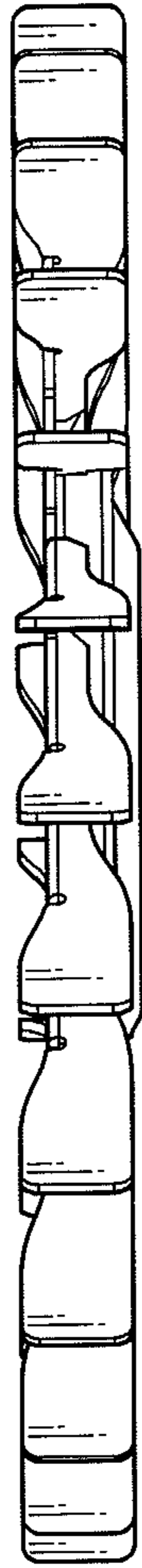


FIG. 4

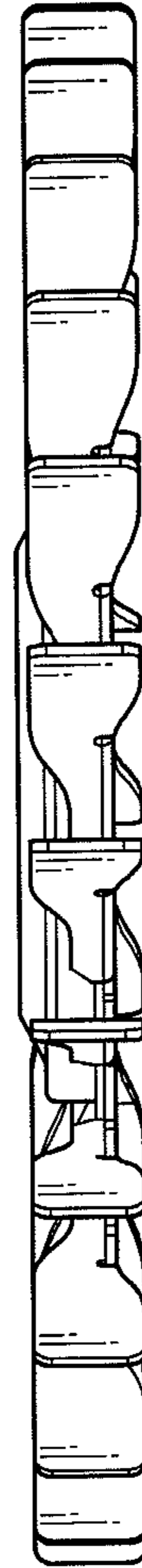


FIG. 5

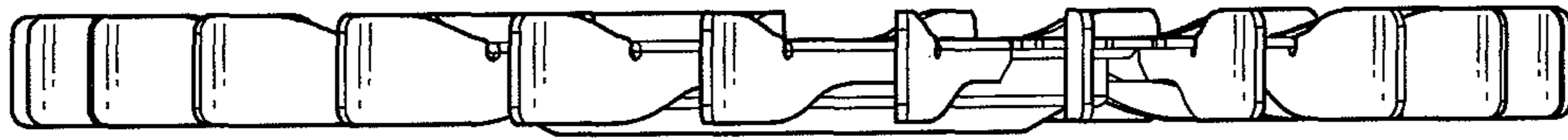


FIG. 6

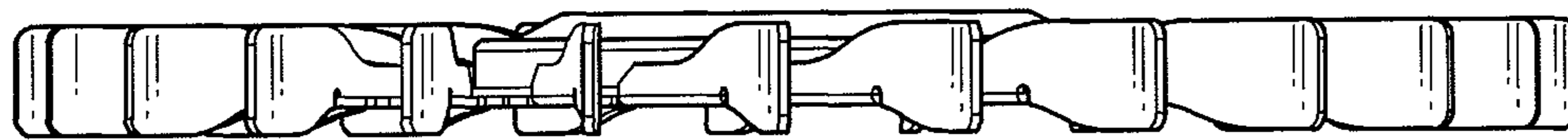


FIG. 7