



US00D702803S

(12) **United States Design Patent**  
**Barfoot et al.**

(10) **Patent No.:** **US D702,803 S**  
(45) **Date of Patent:** **\*\* Apr. 15, 2014**

- (54) **FIREARM GRIP PANEL**
- (71) Applicant: **Magpul Industries Corporation**, Erie, CO (US)
- (72) Inventors: **Grady Barfoot**, Denver, CO (US); **Duane Liptak**, Erie, CO (US); **Michael T. Mayberry**, Denver, CO (US); **Richard Fitzpatrick**, Longmont, CO (US)
- (73) Assignee: **Magpul Industries Corporation**, Erie, CO (US)
- (\*\*) Term: **14 Years**
- (21) Appl. No.: **29/472,229**
- (22) Filed: **Nov. 11, 2013**

**Related U.S. Application Data**

- (63) Continuation of application No. 29/453,134, filed on Apr. 25, 2013.
- (51) **LOC (10) Cl.** ..... **22-01**
- (52) **U.S. Cl.**  
USPC ..... **D22/108**
- (58) **Field of Classification Search**  
USPC ..... D22/100, 108, 199; D8/68;  
42/71.01-74; 89/1.42  
See application file for complete search history.

**References Cited**

**U.S. PATENT DOCUMENTS**

D269,895	S *	7/1983	Bianchi et al. ....	D22/104
D293,357	S *	12/1987	Ruger et al. ....	D22/108
D300,057	S *	2/1989	Ruger et al. ....	D22/108
D335,520	S *	5/1993	Capone ..... ..	D22/108
6,860,053	B2 *	3/2005	Christiansen ..... ..	42/71.02

D577,411	S *	9/2008	Dehart ..... ..	D22/108
D688,766	S	8/2013	Fitzpatrick	
D688,767	S	8/2013	Bennett	
D692,517	S *	10/2013	Faifer ..... ..	D22/108
8,584,390	B1 *	11/2013	Fraher et al. ....	42/71.02
2004/0064994	A1 *	4/2004	Luke ..... ..	42/85
2006/0272192	A1 *	12/2006	Zimmermann ..... ..	42/7
2011/0173861	A1 *	7/2011	Roth ..... ..	42/71.01
2013/0125442	A1 *	5/2013	Burress, Jr. ....	42/71.01
2013/0205635	A1 *	8/2013	Hines et al. ....	42/71.02

**OTHER PUBLICATIONS**

Images for 1911 Grip Google Search; Images for 1911 grip; Website [Online] Available Website: <http://www.google.com/search?q=1911+grip+images&sourceid=ie7&rls=com.microsoft:en-us:IE-Address&ie=&oe=&rlz=>; Last Update: Live Internet; Accessed on May 17, 2013.

(Continued)

*Primary Examiner* — Michael A Pratt

(74) *Attorney, Agent, or Firm* — Swanson & Bratschun, L.L.C.

(57) **CLAIM**

The ornamental design for the firearm grip panel, as shown and described.

**DESCRIPTION**

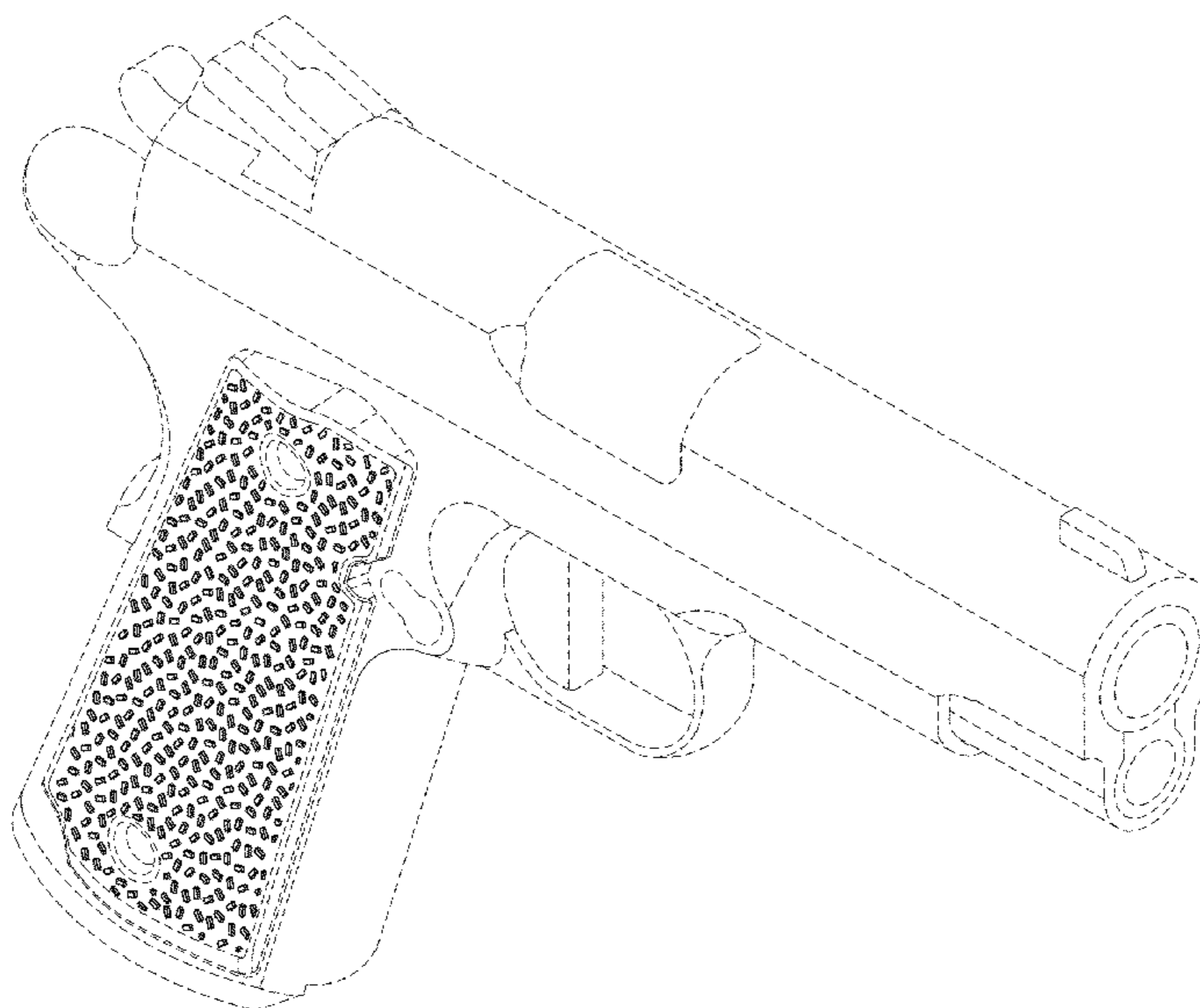
FIG. 1 is a right, front, top perspective view of a right side firearm grip panel attached to a firearm showing my new design;

FIG. 2 is a right side elevation view of a right side firearm grip panel of FIG. 1 with the firearm omitted; and,

FIG. 3 is a perspective view of the surface texture of FIG. 1 shown enlarged.

The broken lines showing portions of the design in all figures are included for the purpose of illustrating environment and unclaimed features and forms not part of the claimed design.

**1 Claim, 2 Drawing Sheets**



(56)

**References Cited**

OTHER PUBLICATIONS

Magazine Release Thumb Scoop 10-8 Performance Store (2013)  
1911 Grip Panels, Scoop, 5LPI; Website [Online] Available Website:  
<http://www.10-8performance.com/1911-grip-panels-scoop-5lpi/>;  
Last Update: Unknown; Accessed on May 17, 2013.  
Design U.S. Appl. No. 29/420,155, filed May 4, 2012, "Translucent  
Magazine for a Firearm" by Fitzpatrick.  
Design U.S. Appl. No. 29/423,117, filed May 29, 2012, "M3 20  
Magazine" by Bennett.

Design U.S. Appl. No. 29/440,787, filed Dec. 27, 2012, "Firearm  
Magazine" by Mayberry.

Design U.S. Appl. No. 29/440,889, filed Dec. 28, 2012, "Firearm  
Magazine" by Kielsmeier.

Design U.S. Appl. No. 29/440,792, filed Dec. 27, 2012, "Firearm  
Magazine with Window" by Kielsmeier.

Design U.S. Appl. No. 29/450,963, filed Mar. 26, 2013, "Magazine  
for a Firearm" by Nakayama.

Design U.S. Appl. No. 29/450,964, filed Mar. 26, 2013, "Magazine  
for a Firearm" by Nakayama.

\* cited by examiner

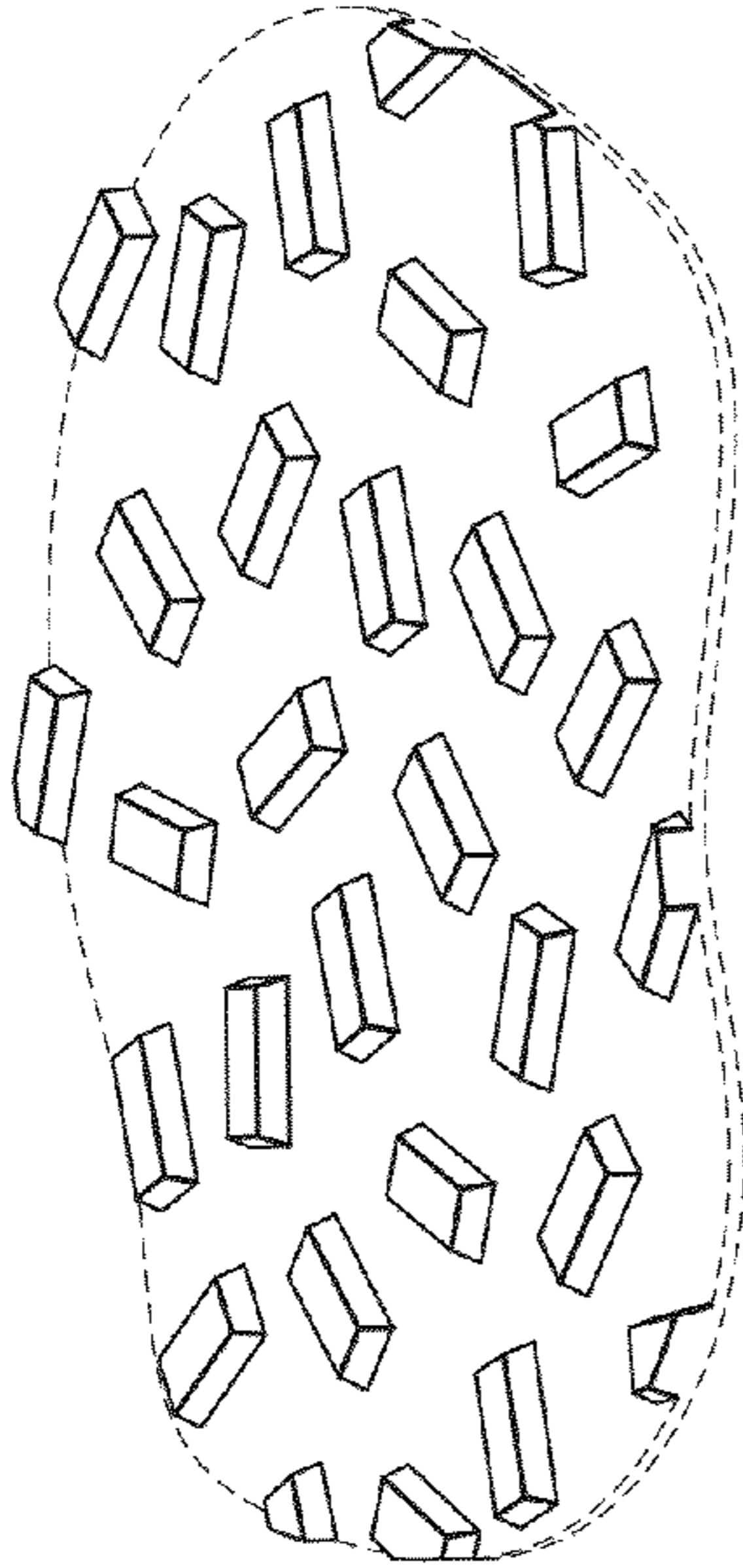


FIG. 3

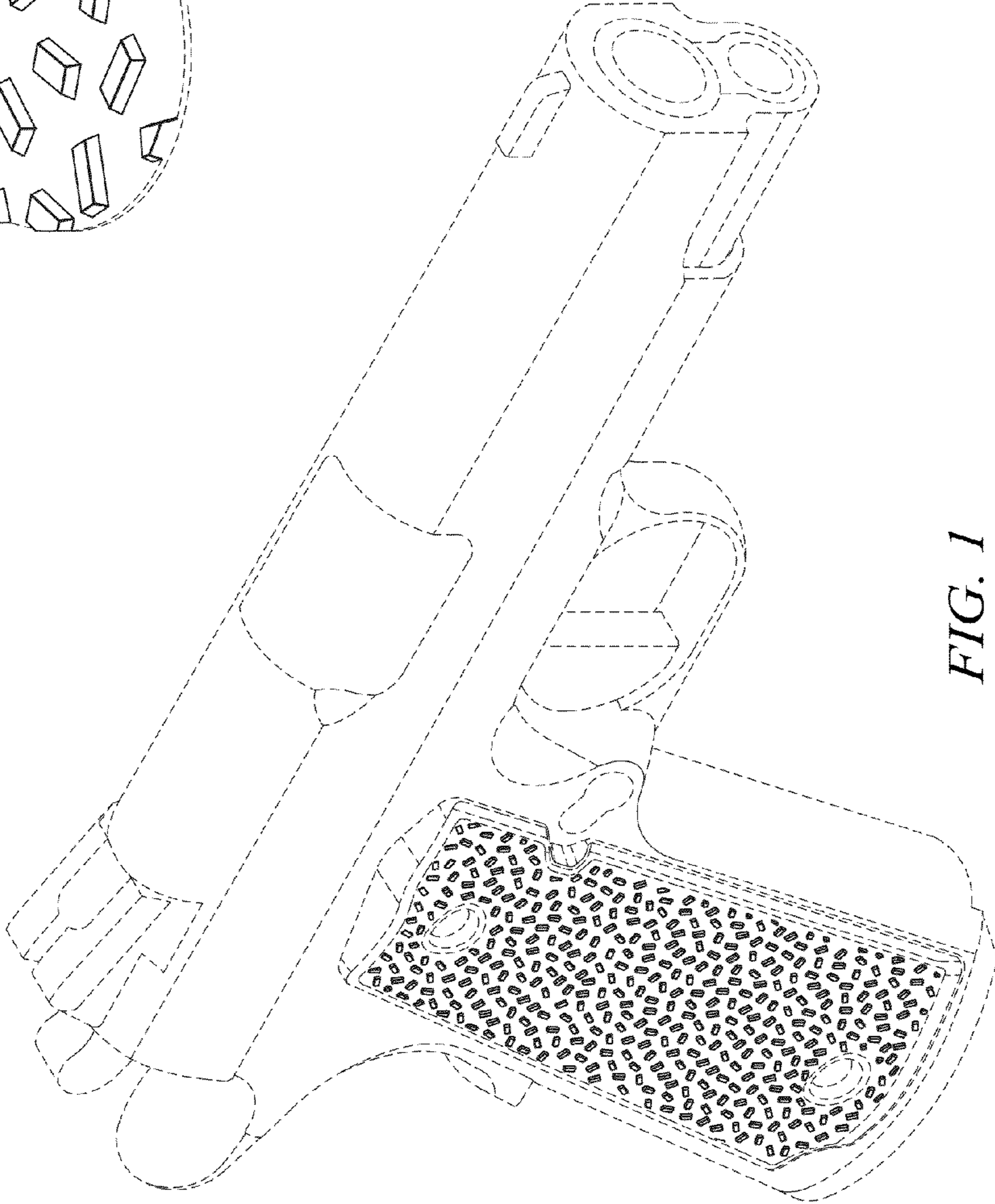


FIG. 1



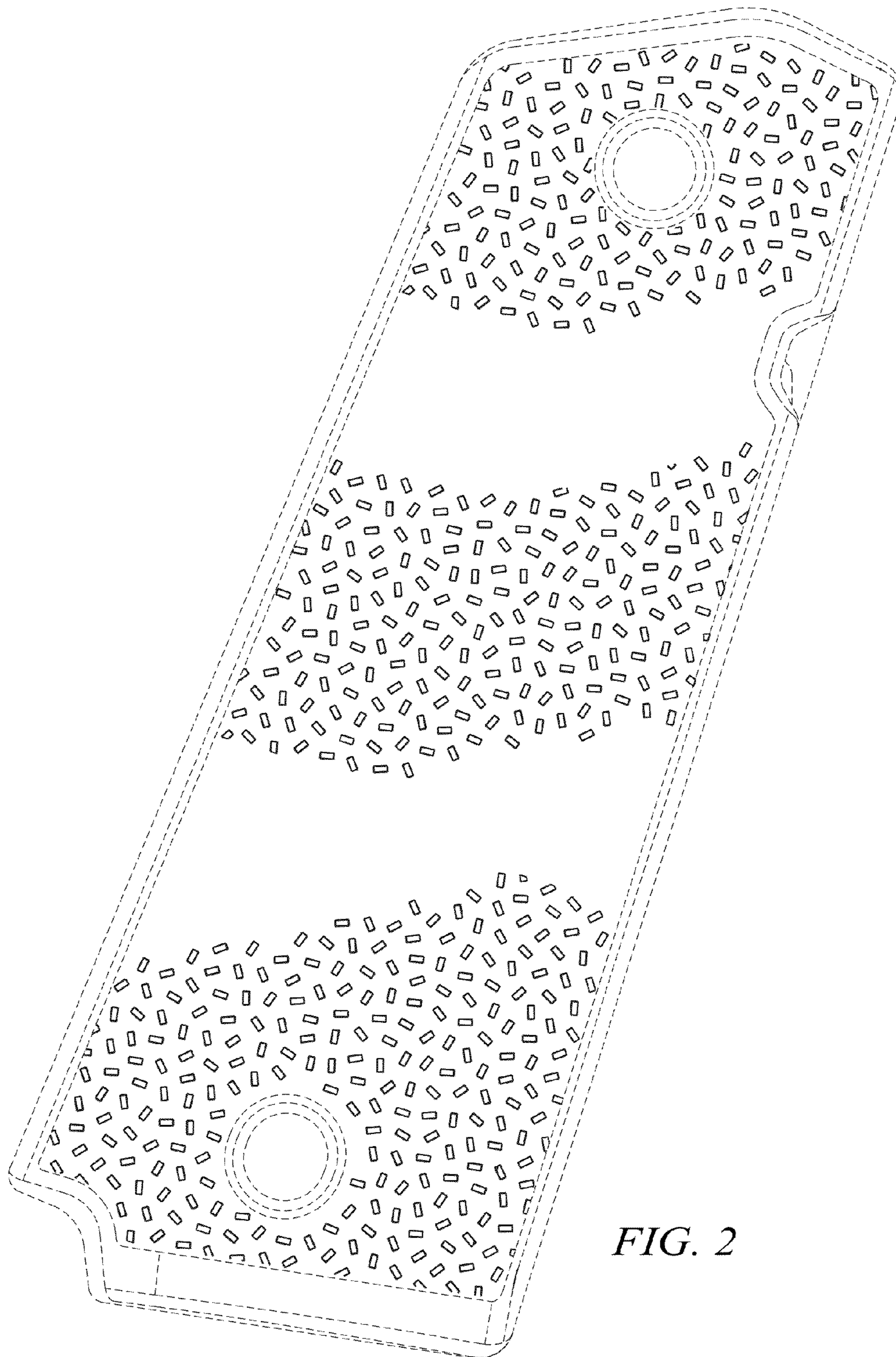


FIG. 2