



US00D702791S

(12) **United States Design Patent**
Jin

(10) **Patent No.:** **US D702,791 S**
(45) **Date of Patent:** **** Apr. 15, 2014**

- (54) **TENT**
- (71) Applicant: **Ki Ho Jin**, Xiamen (CN)
- (72) Inventor: **Ki Ho Jin**, Xiamen (CN)
- (**) Term: **14 Years**
- (21) Appl. No.: **29/472,224**
- (22) Filed: **Nov. 11, 2013**

Related U.S. Application Data

- (60) Continuation of application No. 29/458,389, filed on Jun. 19, 2013, now Pat. No. Des. 695,376, which is a division of application No. 29/439,042, filed on Dec. 5, 2012, now Pat. No. Des. 687,116.
- (51) **LOC (10) Cl.** **21-04**
- (52) **U.S. Cl.**
USPC **D21/834**
- (58) **Field of Classification Search**
USPC D21/834, 836-839; D25/13, 16, 17, 18, D25/20, 26, 32, 56, 57; 135/87, 90, 93, 94, 135/96-99, 115, 117, 121, 124-128, 133, 135/135, 138, 143, 157, 900, 908; 296/159-161

See application file for complete search history.

(56) **References Cited**

U.S. PATENT DOCUMENTS

D224,761 S *	9/1972	Pohl et al.	D21/834
4,709,718 A	12/1987	Nichols		
D323,869 S *	2/1992	Cantwell	D21/834
D325,063 S	3/1992	Cantwell		
D325,239 S	4/1992	Norman		
D332,986 S	2/1993	Choi		
D351,011 S	9/1994	Tsai		
5,467,794 A *	11/1995	Zheng	135/125

5,579,799 A *	12/1996	Zheng	135/126
D403,041 S	12/1998	Funk		
D457,590 S	5/2002	Olson et al.		
D470,559 S	2/2003	Funk et al.		
D478,645 S *	8/2003	Pearcy	D21/834
7,140,376 B2	11/2006	Zheng		
D534,614 S	1/2007	Galloway et al.		
D562,930 S	2/2008	Poulson et al.		
D605,723 S	12/2009	Rausch et al.		
D609,766 S	2/2010	Wilgus et al.		
7,721,746 B2	5/2010	Yul et al.		
D652,885 S	1/2012	Frey		
D652,886 S *	1/2012	Pedersen et al.	D21/834
8,113,224 B2	2/2012	Yul et al.		
D687,116 S *	7/2013	Jin	D21/834
D695,376 S *	12/2013	Jin	D21/834
D696,373 S *	12/2013	Jin	D21/834
2002/0134415 A1 *	9/2002	Boulangue	135/117
2005/0178417 A1 *	8/2005	Holub	135/115
2007/0044827 A1	3/2007	Yul et al.		

* cited by examiner

Primary Examiner — Cynthia M Chin

(74) *Attorney, Agent, or Firm* — John H. Choi

(57) **CLAIM**

The ornamental design for a tent, as shown and described.

DESCRIPTION

FIG. 1 is a front view of a tent of my new design, the rear view thereof being a mirror image of that which is shown;
 FIG. 2 is a rear view thereof;
 FIG. 3 is a left side view thereof, the right side view thereof being a mirror image of that which is shown;
 FIG. 4 is a top view thereof; and,
 FIG. 5 is a bottom view thereof.

The features shown in broken lines depict environmental or other associated subject matter and form no part of the claimed design.

1 Claim, 3 Drawing Sheets

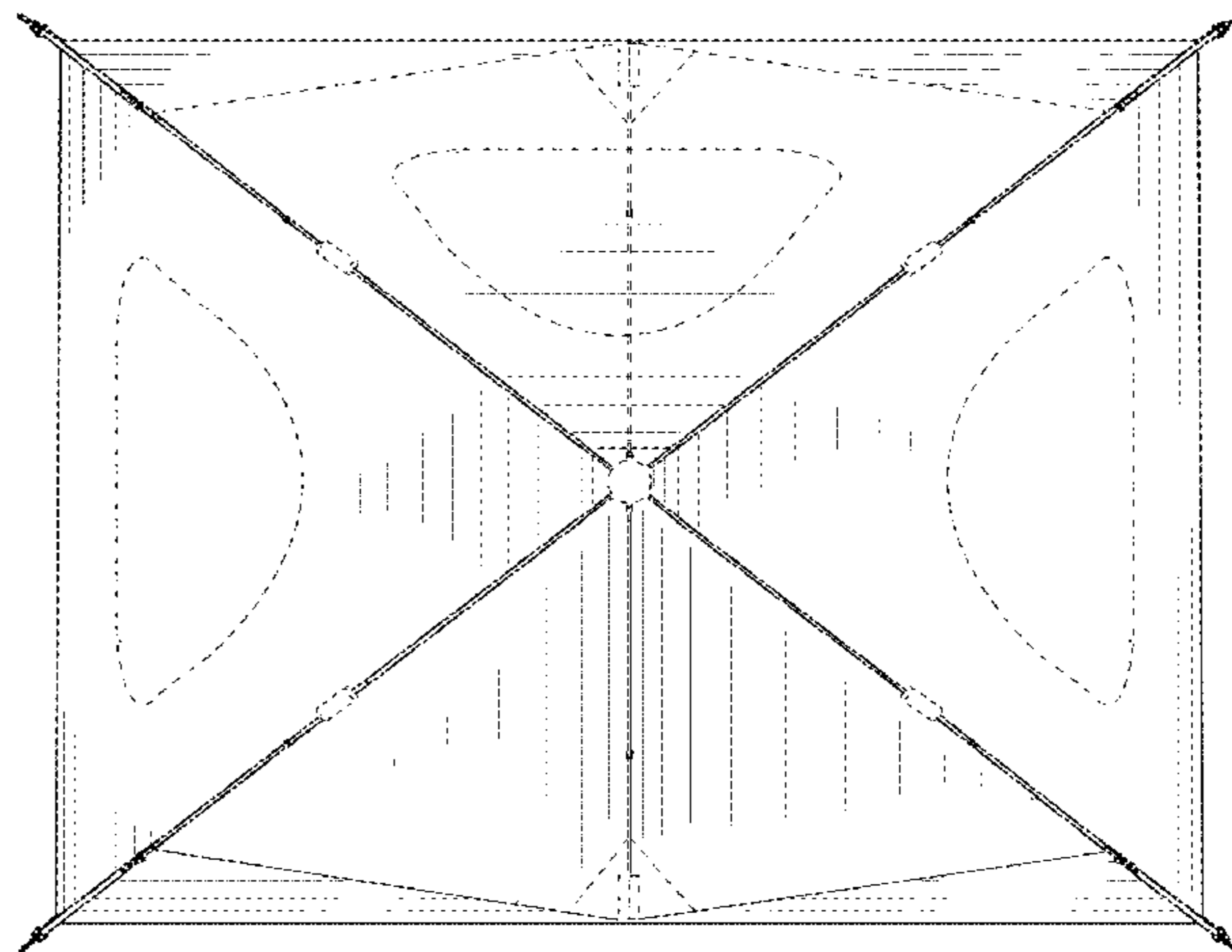
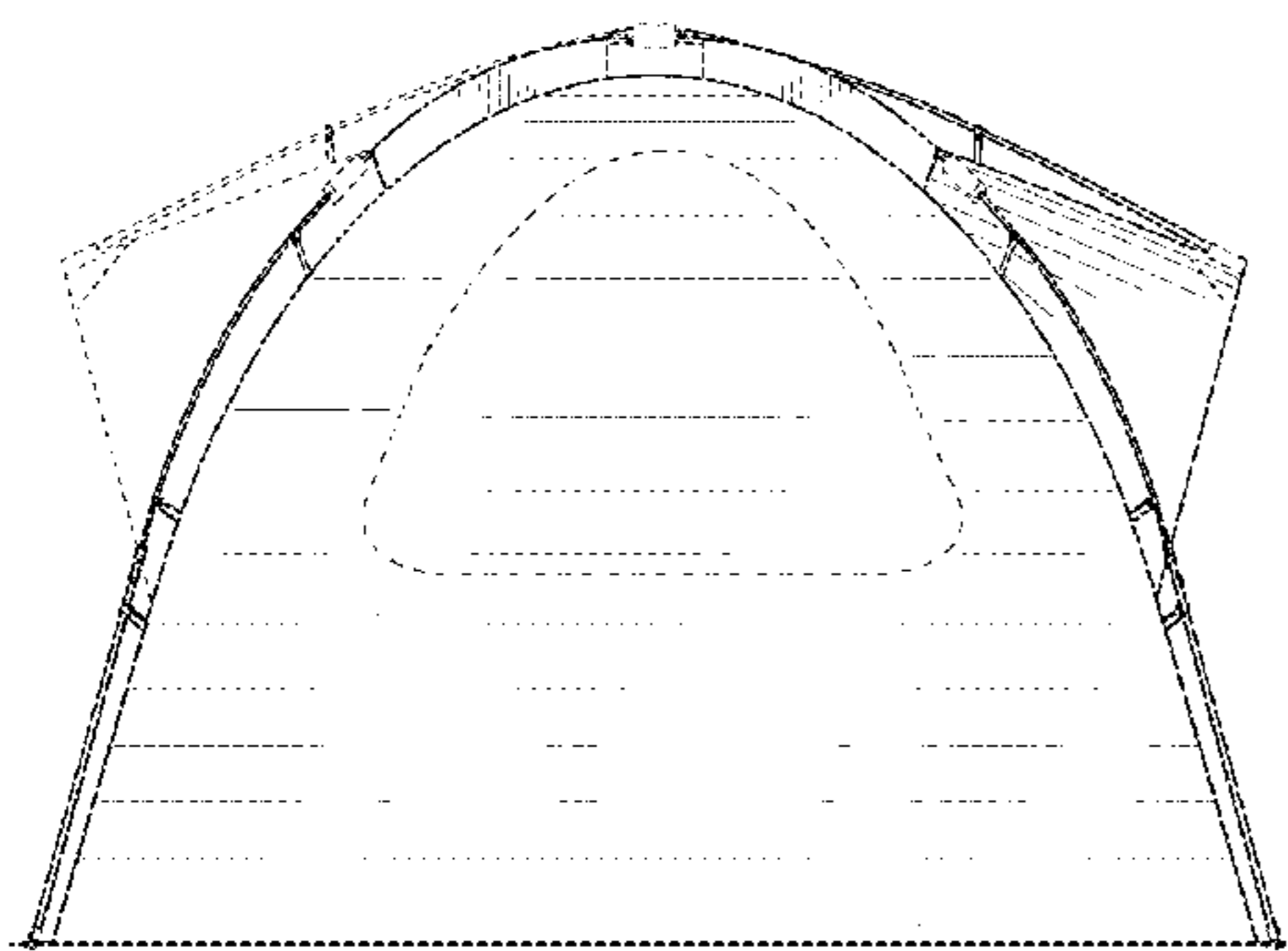


FIGURE 1

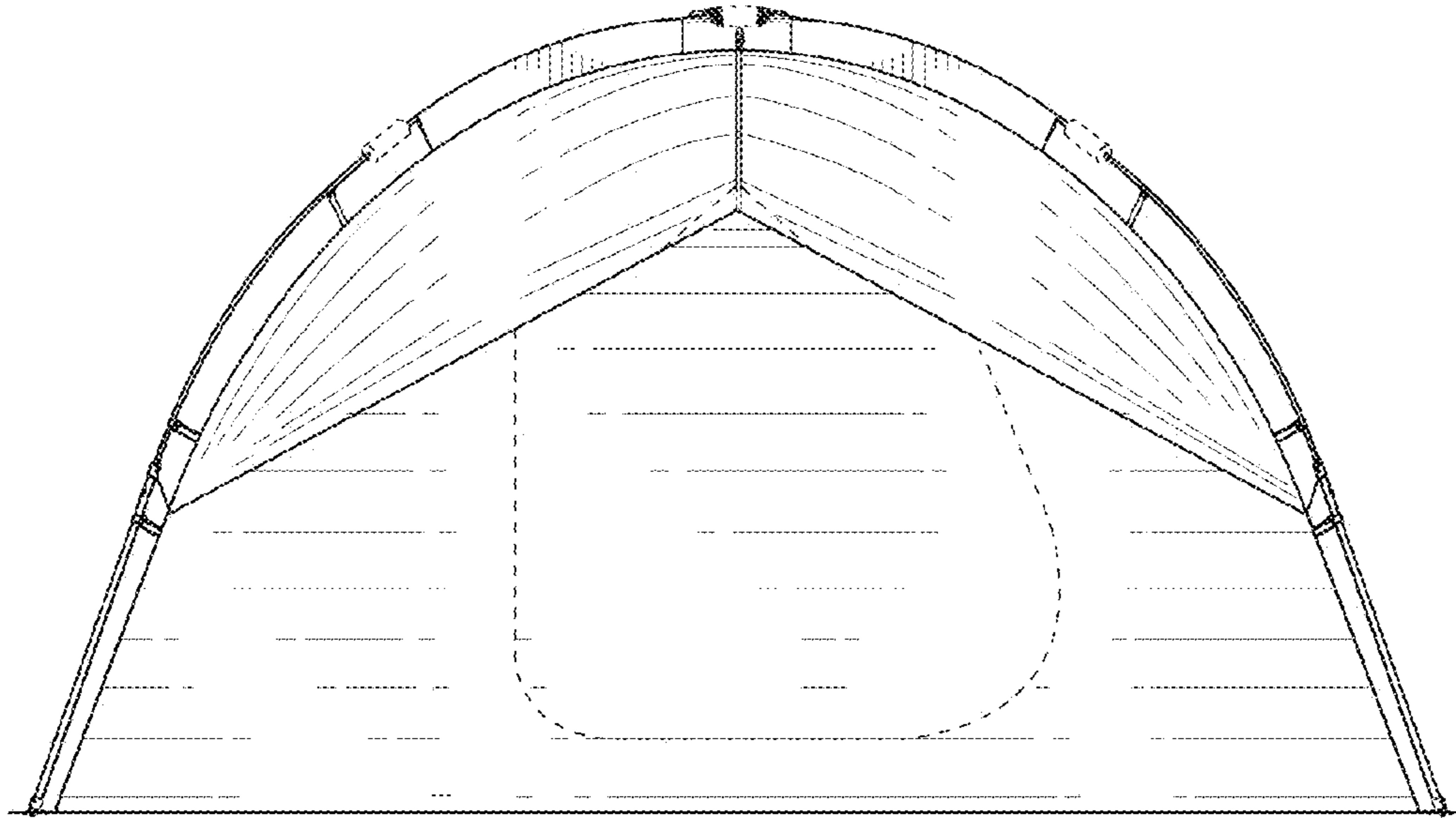


FIGURE 2

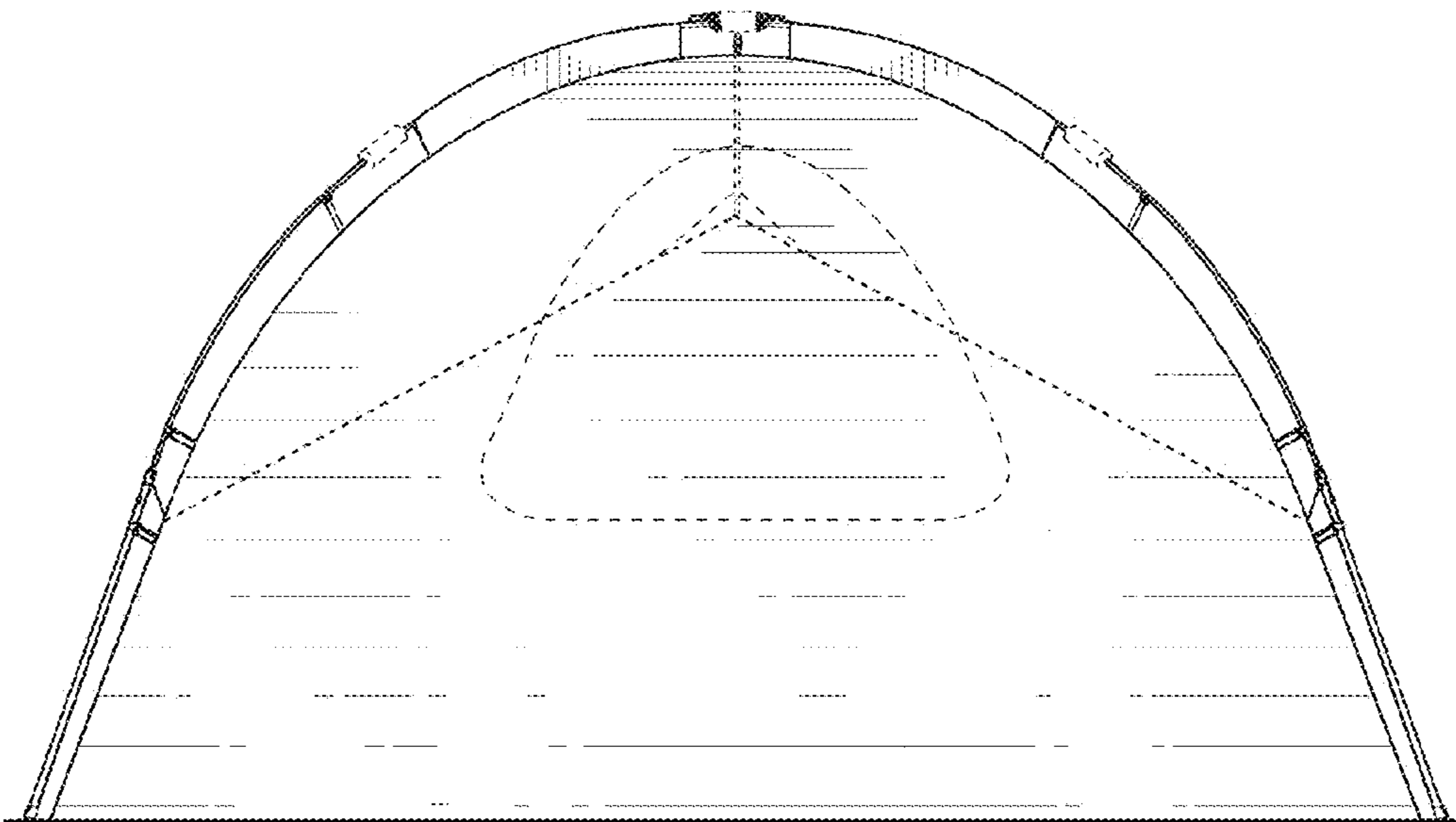


FIGURE 3

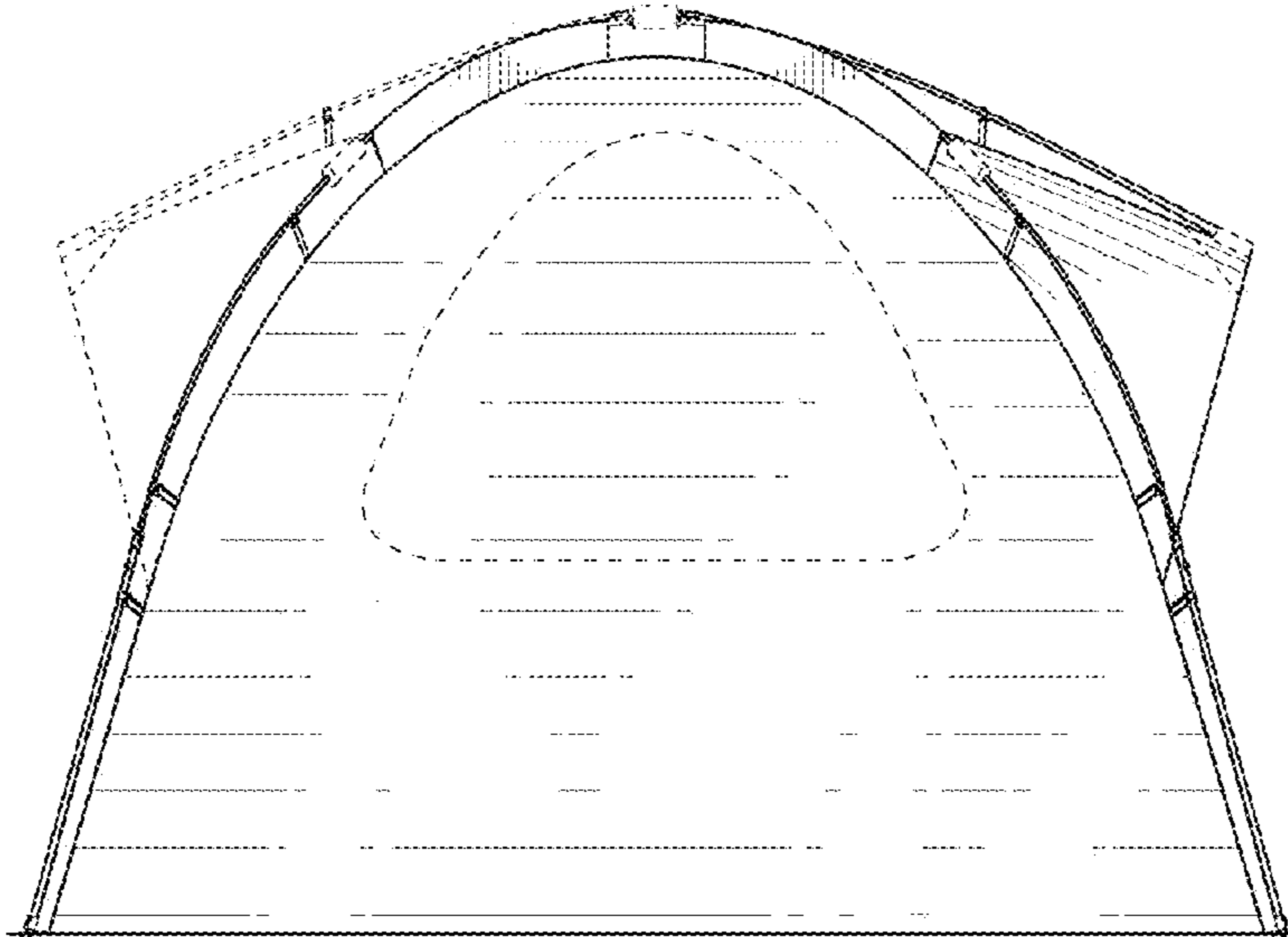


FIGURE 4

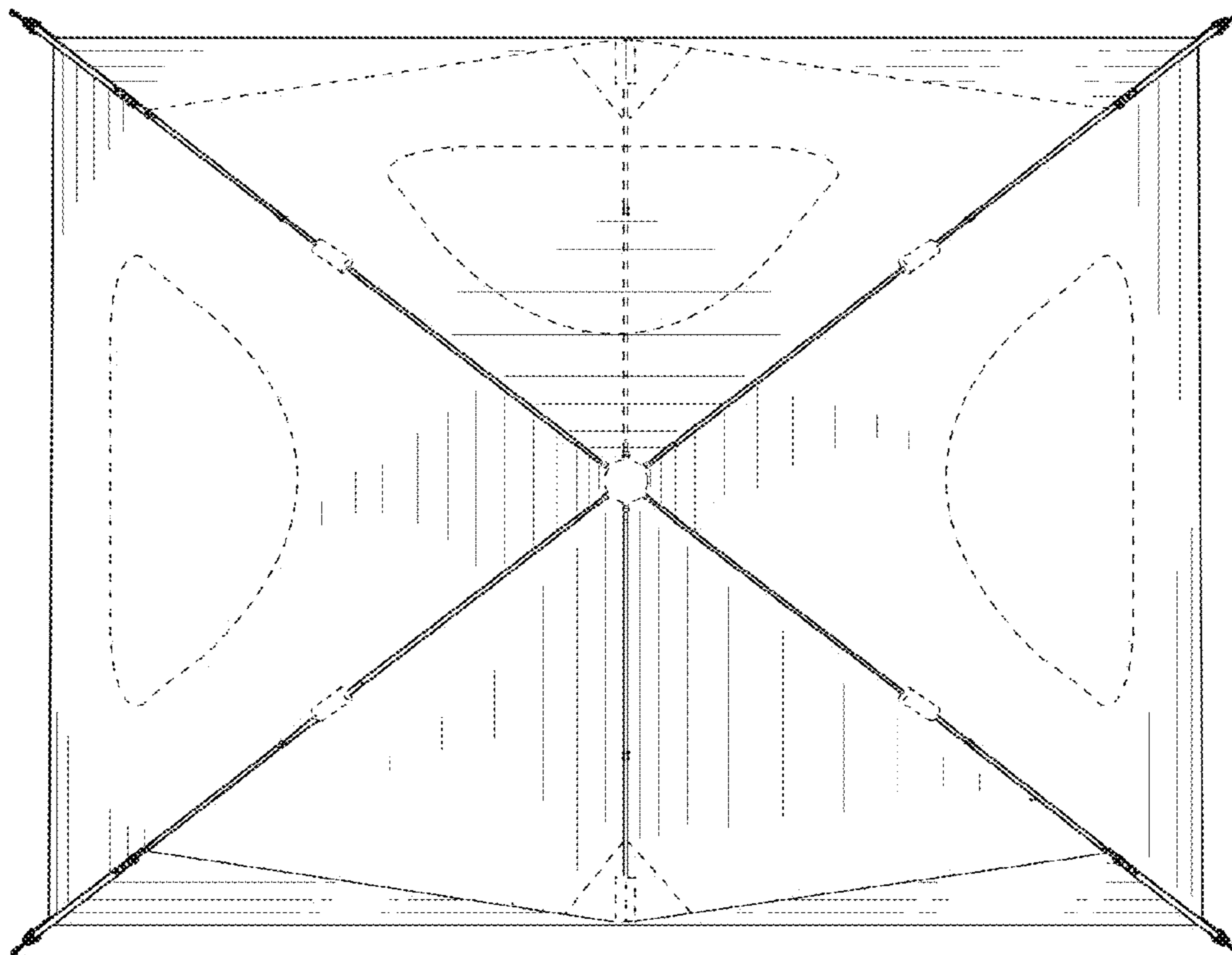


FIGURE 5

