



US00D702788S

(12) **United States Design Patent**  
**Rollinson et al.**

(10) **Patent No.:** **US D702,788 S**  
(45) **Date of Patent:** **\*\* Apr. 15, 2014**

- (54) **GOLF CLUB FITTING DEVICE**
- (71) Applicant: **Callaway Golf Company**, Carlsbad, CA (US)
- (72) Inventors: **Augustin W. Rollinson**, Carlsbad, CA (US); **Christopher Koske**, Vista, CA (US); **Johnny Rodriguez**, Encinitas, CA (US)
- (73) Assignee: **Callaway Golf Company**, Carlsbad, CA (US)
- (\*\*) Term: **14 Years**

D385,007 S *	10/1997	Perrin .....	D21/792
D460,139 S *	7/2002	Bradbury .....	D21/792
D462,734 S *	9/2002	Pelz .....	D21/792
D472,288 S *	3/2003	Grabowski .....	D21/792
D501,239 S *	1/2005	Bodor .....	D21/792
D508,725 S *	8/2005	Park .....	D21/792
D508,971 S *	8/2005	Park .....	D21/792
D509,873 S *	9/2005	Dias .....	D21/792
D521,096 S *	5/2006	Pelz .....	D21/792
D534,233 S *	12/2006	Bullock .....	D21/792
D535,345 S *	1/2007	Davis et al. ....	D21/792
D559,344 S *	1/2008	Walsh et al. ....	D21/792
D590,471 S *	4/2009	Aloisi .....	D21/792
D596,260 S *	7/2009	Hall, Sr. ....	D21/792
D624,621 S *	9/2010	Weiss, Jr. ....	D21/792
D632,750 S *	2/2011	Callowhill et al. ....	D21/791

\* cited by examiner

- (21) Appl. No.: **29/452,613**
- (22) Filed: **Apr. 18, 2013**
- (51) **LOC (10) Cl.** ..... **21-02**
- (52) **U.S. Cl.**  
USPC ..... **D21/792**
- (58) **Field of Classification Search**  
CPC ..... A63B 69/3661; A63B 69/3608; A63B 69/3667; A63B 69/3697; A63B 53/0487; A63B 69/3685; A63B 57/0018  
USPC ..... D21/789, 791, 792; 473/150, 162, 218, 473/278, 251-254  
See application file for complete search history.

*Primary Examiner* — Mitchell Siegel  
(74) *Attorney, Agent, or Firm* — Rebecca Hanovice; Michael A. Catania; Sonia Lari

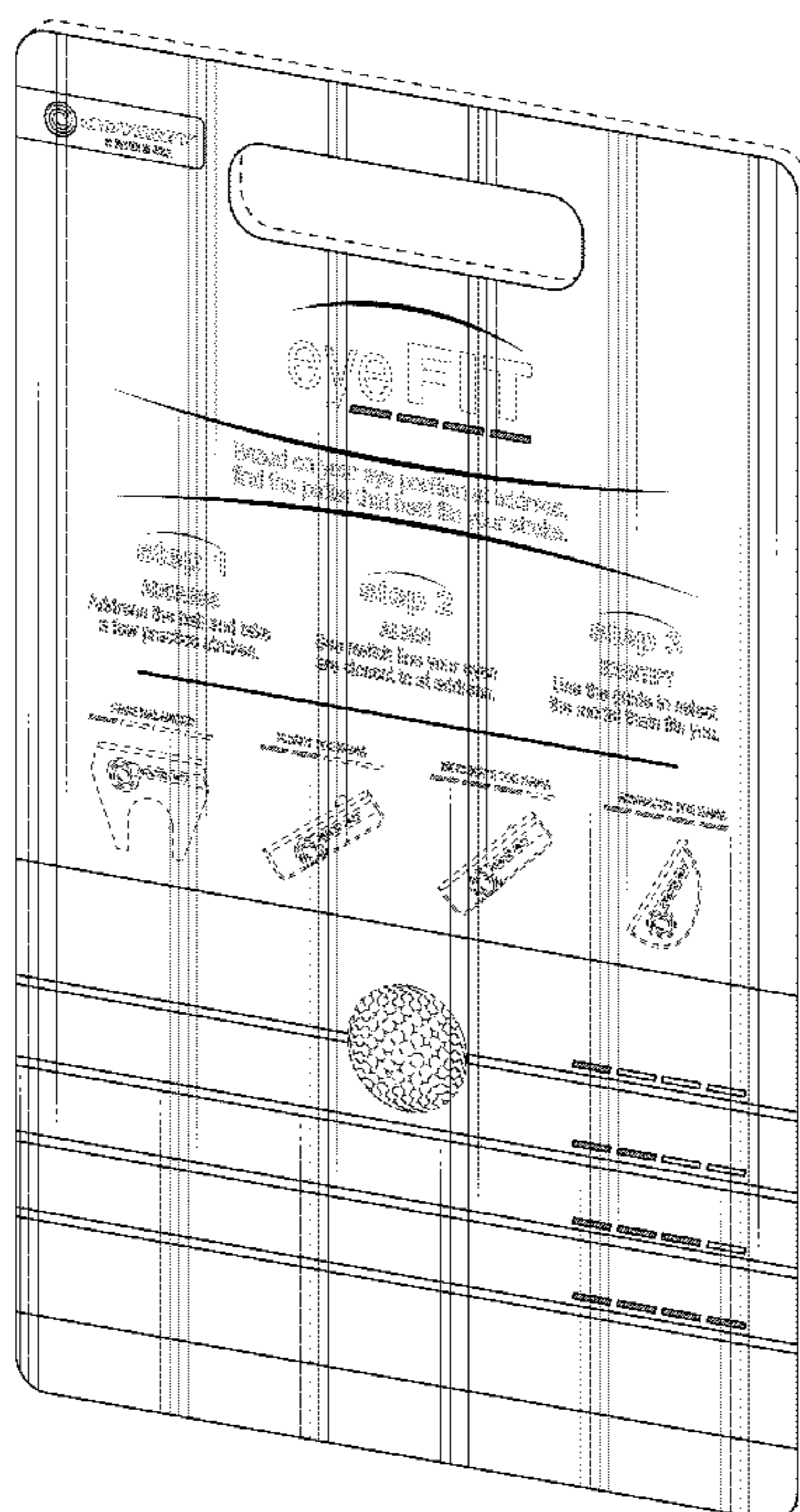
(57) **CLAIM**  
The ornamental design for a golf club fitting device, as shown and described.

**DESCRIPTION**

FIG. 1 is a front perspective view of a golf club fitting device as claimed herein;  
FIG. 2 is a front view thereof;  
FIG. 3 is a top plan view thereof; and,  
FIG. 4 is a right side view thereof.  
The broken lines are included for the purpose of illustration only and form no part of the claimed design.

- (56) **References Cited**  
U.S. PATENT DOCUMENTS  
D308,087 S \* 5/1990 Buffey ..... D21/792  
D359,336 S \* 6/1995 DeLapp et al. .... D21/792

**1 Claim, 3 Drawing Sheets**



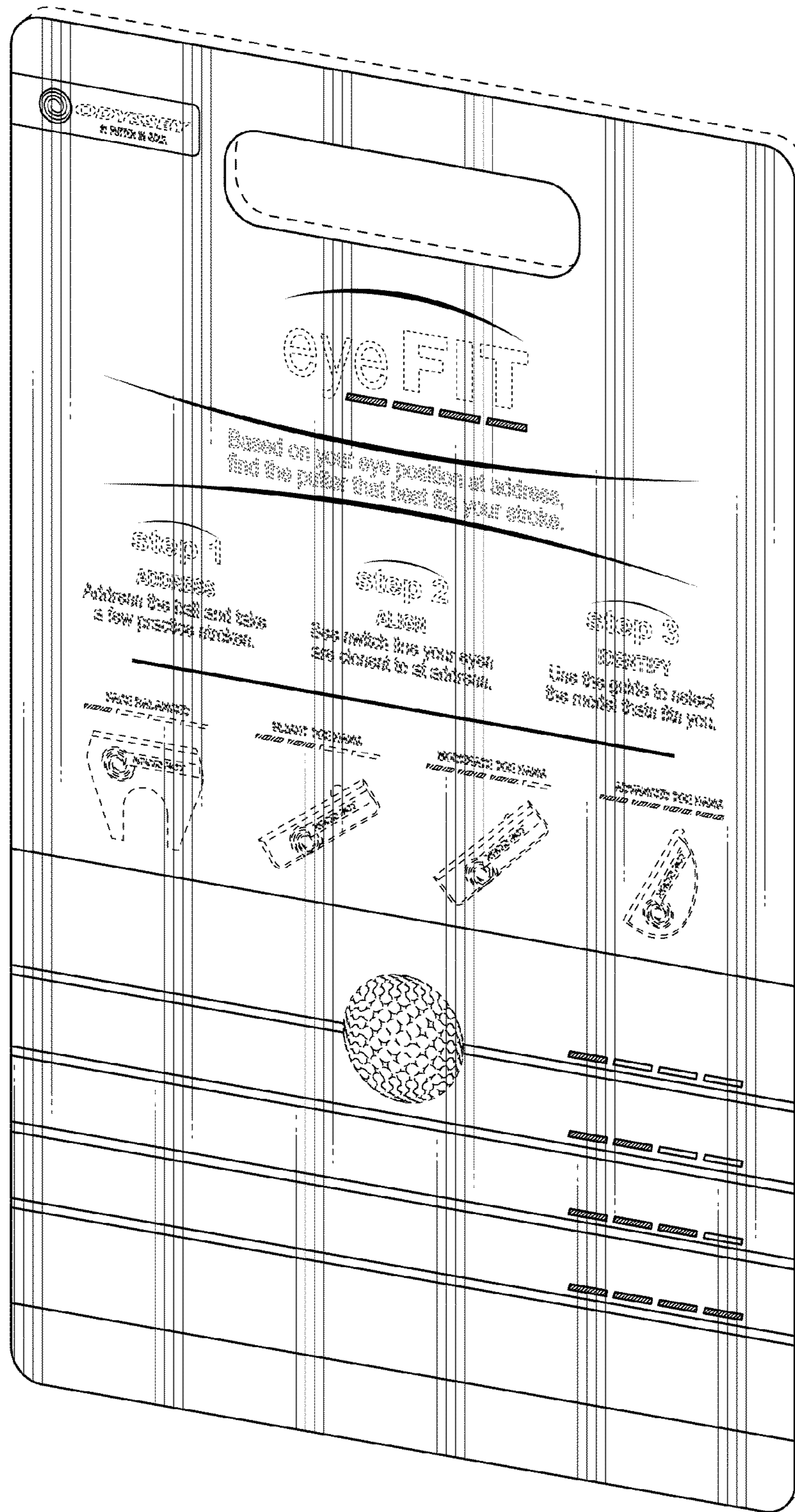


FIG. 1

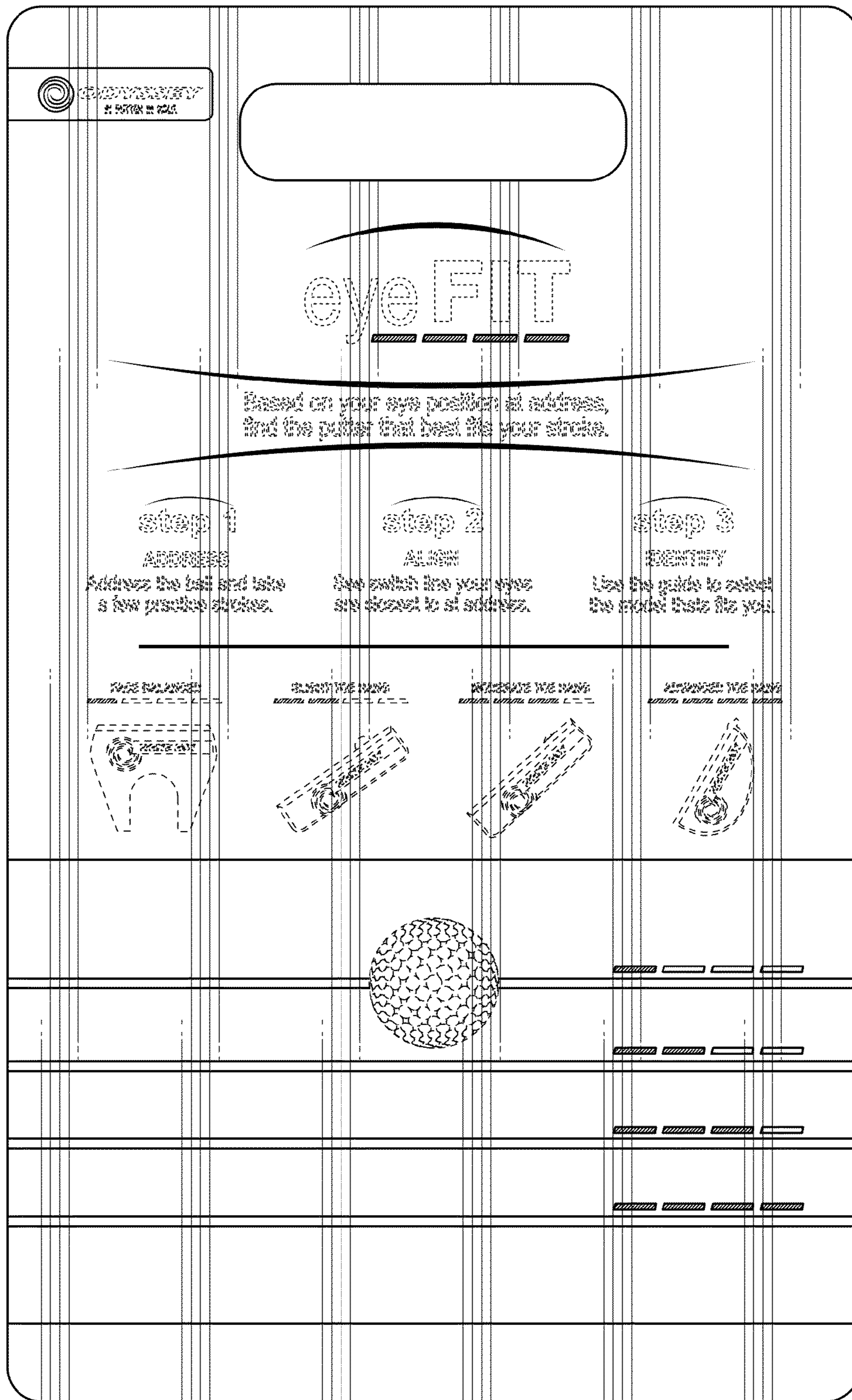
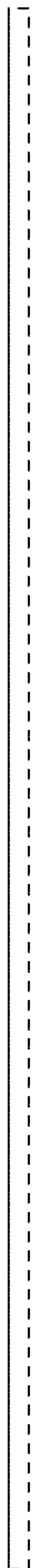


FIG. 2



**FIG. 3**



**FIG. 4**