



US00D702777S

(12) **United States Design Patent**
Rolfsdotter-Jansson

(10) **Patent No.:** **US D702,777 S**
(45) **Date of Patent:** **** Apr. 15, 2014**

(54) **EXERCISE ASSEMBLY**

(76) Inventor: **Catarina Rolfsdotter-Jansson**, Malmö
(SE)

(**) Term: **14 Years**

(21) Appl. No.: **29/427,360**

(22) Filed: **Jul. 17, 2012**

(30) **Foreign Application Priority Data**

Feb. 6, 2012 (SE) 2012/0052

(51) **LOC (10) CL.** **21-02**

(52) **U.S. CL.**
USPC **D21/662; D21/814**

(58) **Field of Classification Search**
USPC D21/662, 814, 826; 482/35, 36, 37, 38,
482/95, 96, 907, 148; 472/137
See application file for complete search history.

(56) **References Cited**

U.S. PATENT DOCUMENTS

3,211,452 A * 10/1965 Ahrens 482/35
4,789,152 A * 12/1988 Guerra 482/142

7,060,002 B1 * 6/2006 Boehme 482/35
8,038,589 B2 * 10/2011 Sperry 482/148
8,241,182 B2 * 8/2012 Julskjaer et al. 482/8

* cited by examiner

Primary Examiner — Phillip S Hyder

(74) *Attorney, Agent, or Firm* — Renner, Otto, Boisselle &
Sklar, LLP


(57) **CLAIM**

The ornamental design for an exercise assembly, as shown
and described.

DESCRIPTION

FIG. 1 is a first perspective view of an ornamental exercise
assembly showing my new design.
FIG. 2 is a second perspective view thereof.
FIG. 3 is a third perspective view thereof.
FIG. 4 is a fourth perspective view thereof.
FIG. 5 is a fifth perspective view thereof.
FIG. 6 is a first aerial view thereof; and,
FIG. 7 is a second aerial view thereof.

1 Claim, 7 Drawing Sheets






FIG. 1

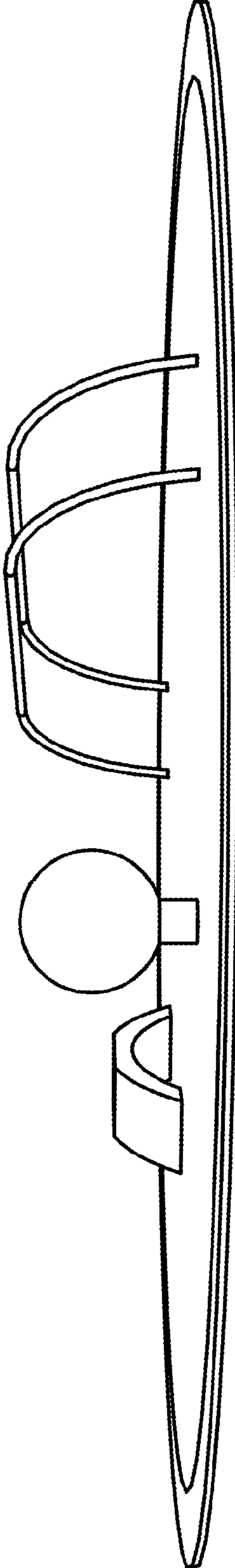


FIG. 2

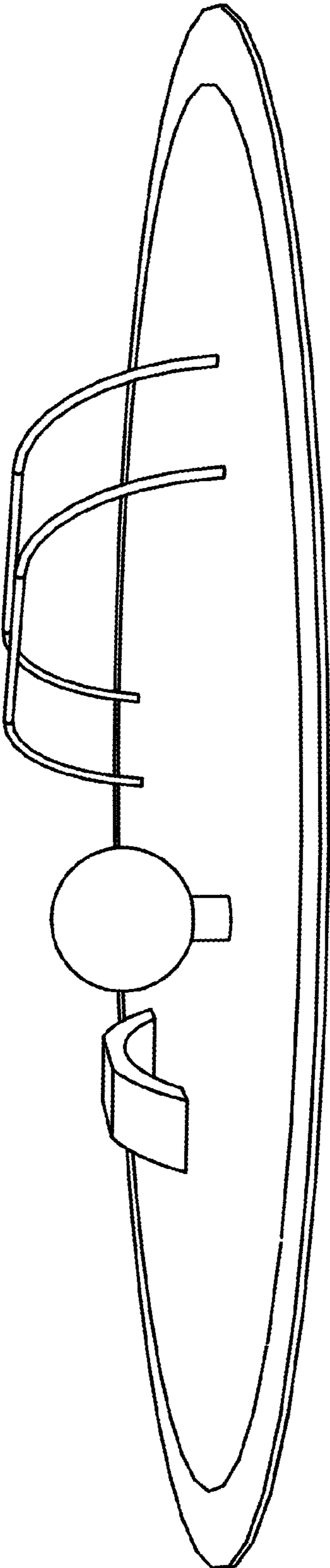


FIG. 3

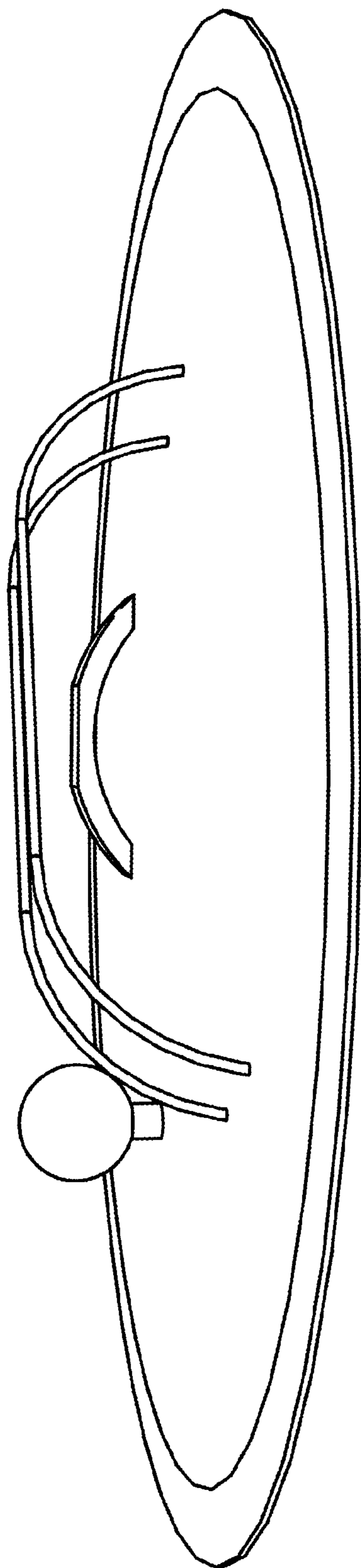


FIG. 4

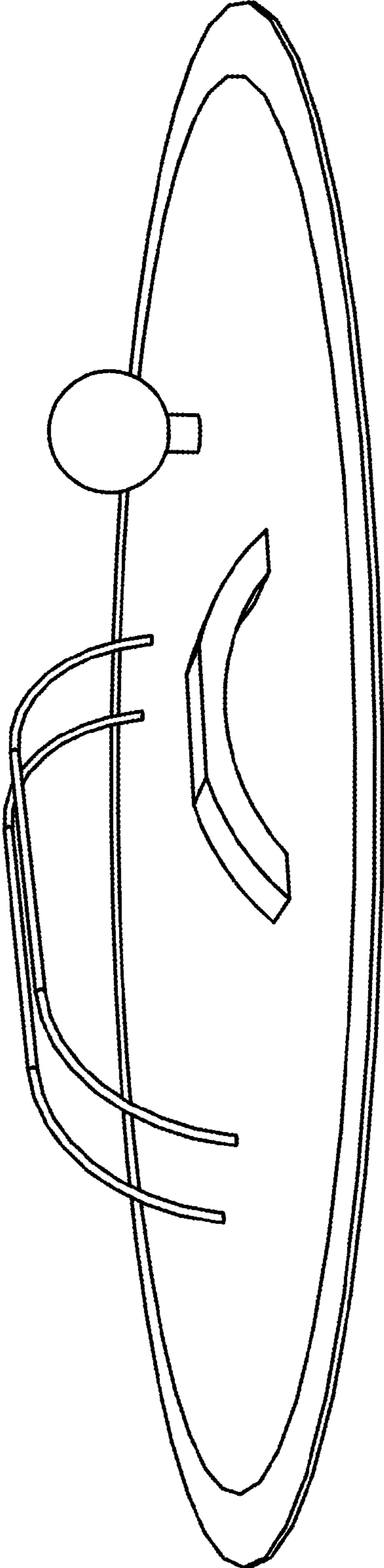


FIG. 5

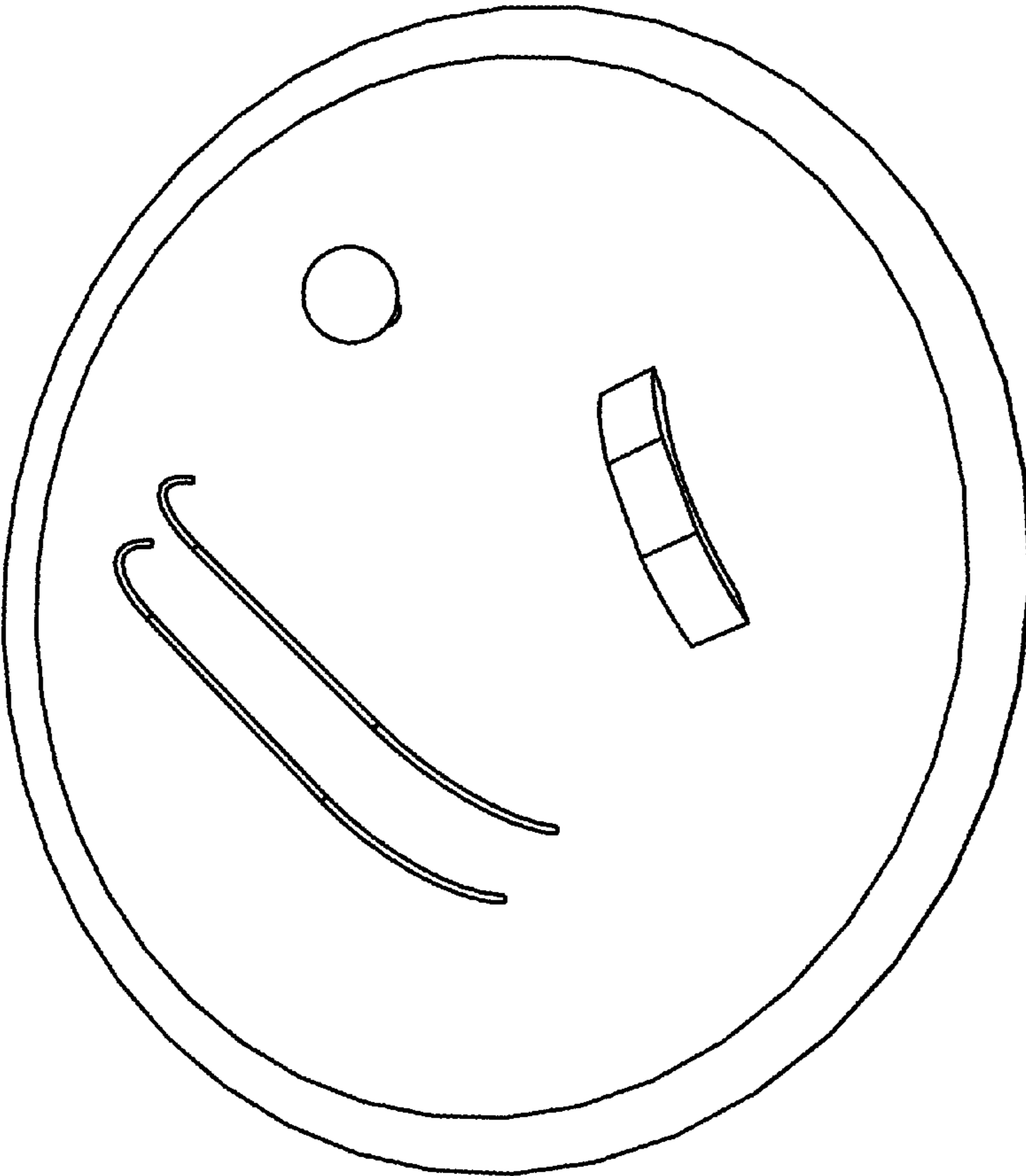


FIG. 6

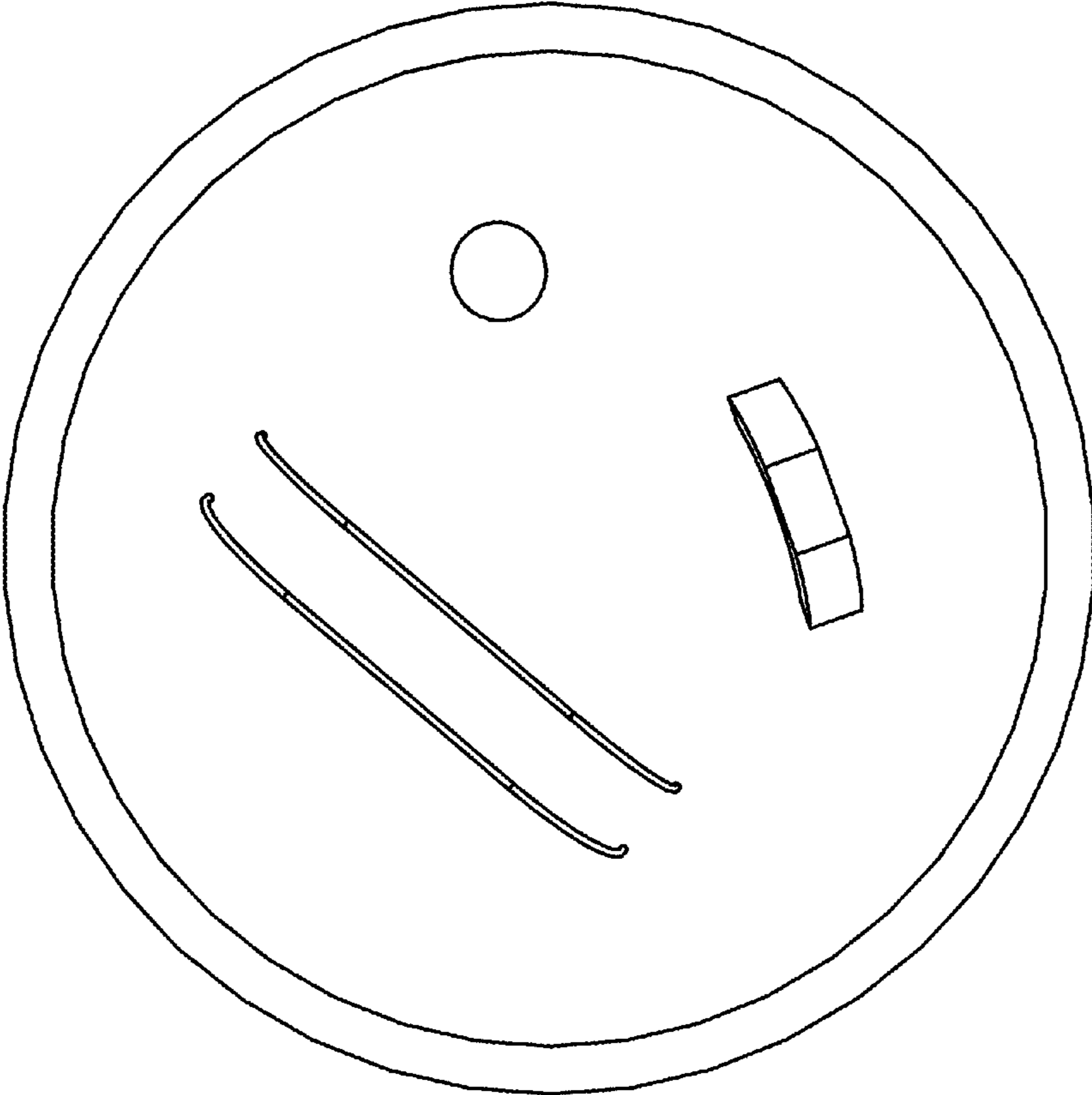


FIG. 7