



US00D702745S

(12) **United States Design Patent**
Gresko

(10) **Patent No.:** **US D702,745 S**

(45) **Date of Patent:** **** *Apr. 15, 2014**

- (54) **HAND HELD MAGNIFIER**
- (71) Applicant: **Bausch & Lomb Incorporated,**
Rochester, NY (US)
- (72) Inventor: **James D. Gresko,** Rochester, NY (US)
- (73) Assignee: **Bausch & Lomb Incorporated,**
Rochester, NY (US)
- (*) Notice: This patent is subject to a terminal disclaimer.
- (**) Term: **14 Years**
- (21) Appl. No.: **29/436,021**
- (22) Filed: **Oct. 31, 2012**
- (51) **LOC (10) Cl.** **16-06**
- (52) **U.S. Cl.**
CPC **G02B 25/02** (2013.01)
USPC **D16/135**
- (58) **Field of Classification Search**
CPC G02B 25/02
USPC D16/135, 130; D6/300, 309; D28/30,
D28/48; 359/802-805, 810-811, 818-819,
359/822, 882, 815, 817; D21/483
See application file for complete search history.

2,075,409	A *	3/1937	Storch	359/882
D109,322	S *	4/1938	Hummel	D16/135
2,322,441	A *	6/1943	Holliday	359/812
D452,975	S *	1/2002	Mershon	D19/36
D495,726	S *	9/2004	Yip et al.	D16/135
D501,665	S *	2/2005	Yip et al.	D16/135
6,903,882	B1 *	6/2005	Cameron et al.	359/803
D559,876	S *	1/2008	Yip et al.	D16/135
D589,071	S *	3/2009	Jim	D16/135
D635,171	S *	3/2011	Levine	D16/135
D637,221	S *	5/2011	Levine	D16/135
D686,266	S *	7/2013	Baheti	D16/135

OTHER PUBLICATIONS

Design U.S. Appl. No. 29/436,023, filed Oct. 31, 2012 by Bausch & Lomb Incorporated.

* cited by examiner

Primary Examiner — Paula Greene

(74) *Attorney, Agent, or Firm* — Toan P. Vo; John E. Thomas

(57) **CLAIM**

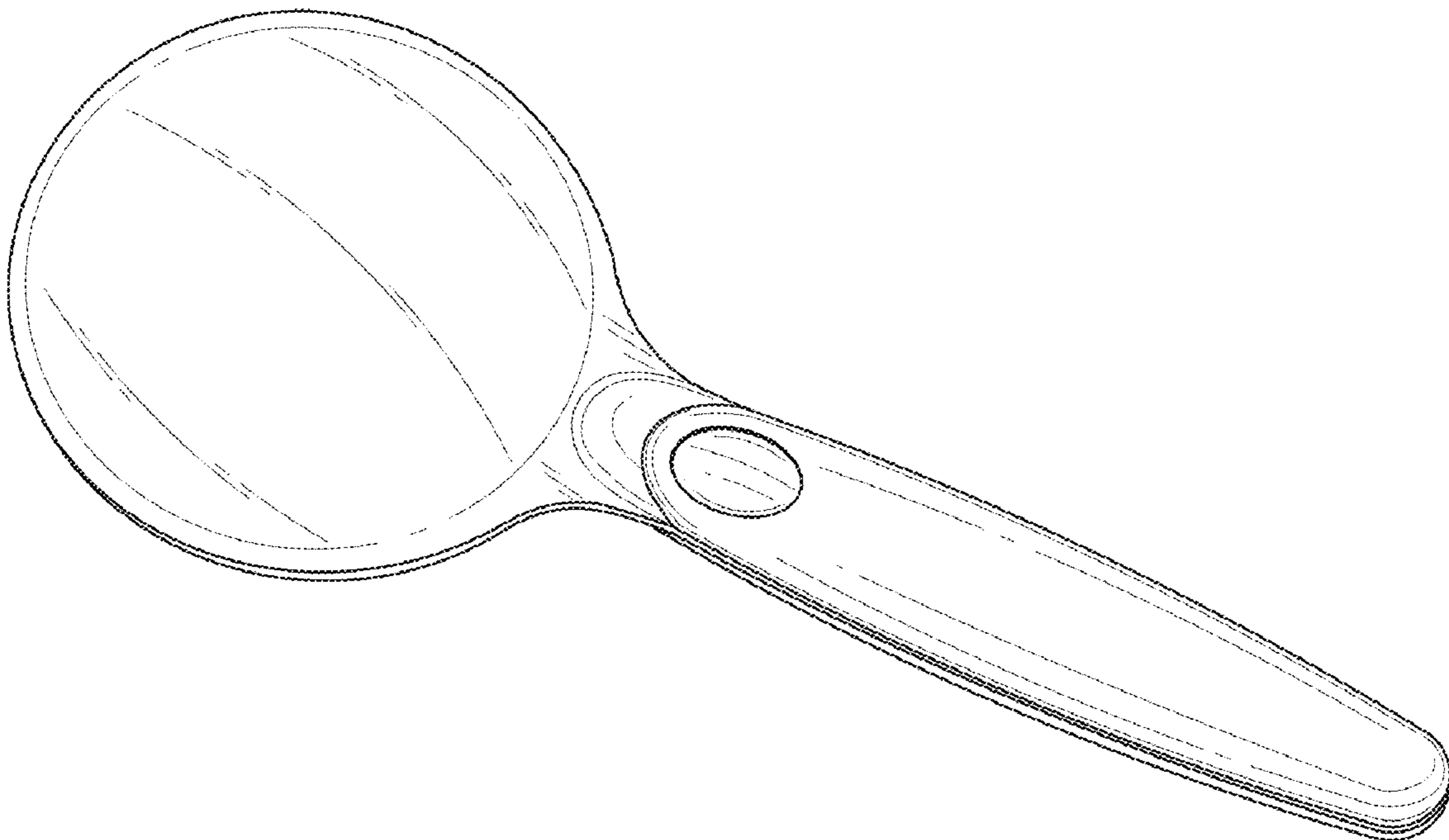
The ornamental design for a hand held magnifier, as shown and described.

DESCRIPTION

FIG. 1 is a top perspective view of a hand held magnifier showing my new design;
FIG. 2 is a side view of the magnifier of FIG. 1;
FIG. 3 is a top view of the magnifier of FIG. 1; and,
FIG. 4 is a bottom view of the magnifier of FIG. 1.

1 Claim, 2 Drawing Sheets

- (56) **References Cited**
U.S. PATENT DOCUMENTS
786,676 A * 4/1905 Prahar 359/882
1,416,223 A * 5/1922 Marcher 132/297
1,909,662 A * 5/1933 Conners 359/803



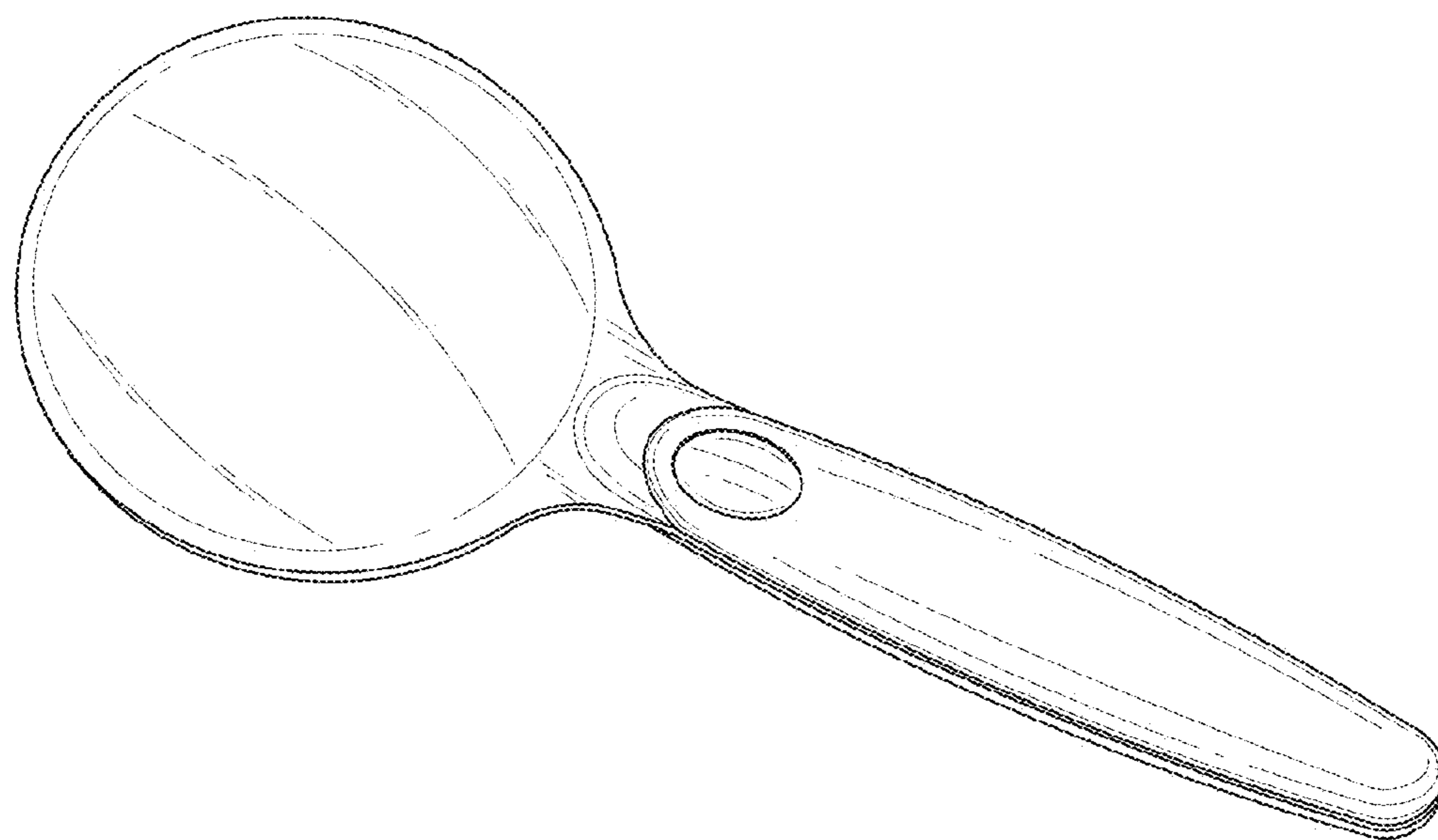


FIG. 1




FIG. 2

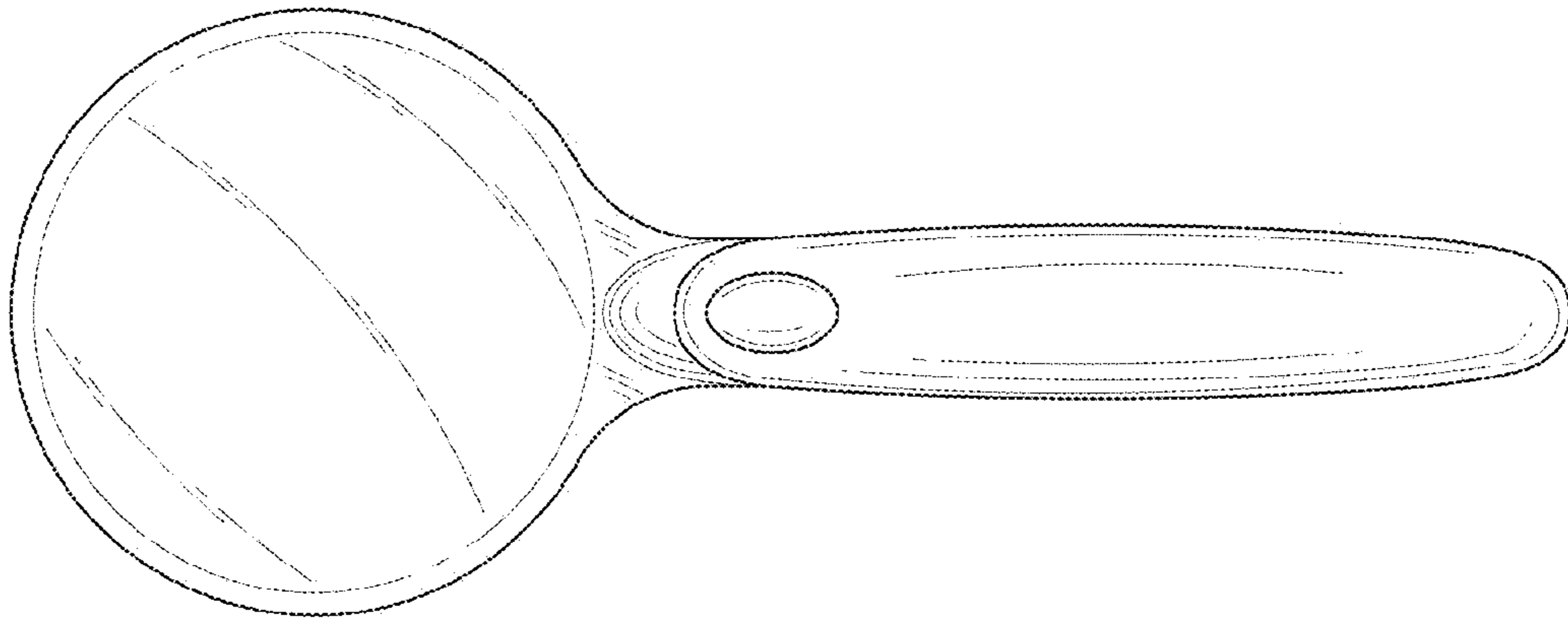


FIG. 3

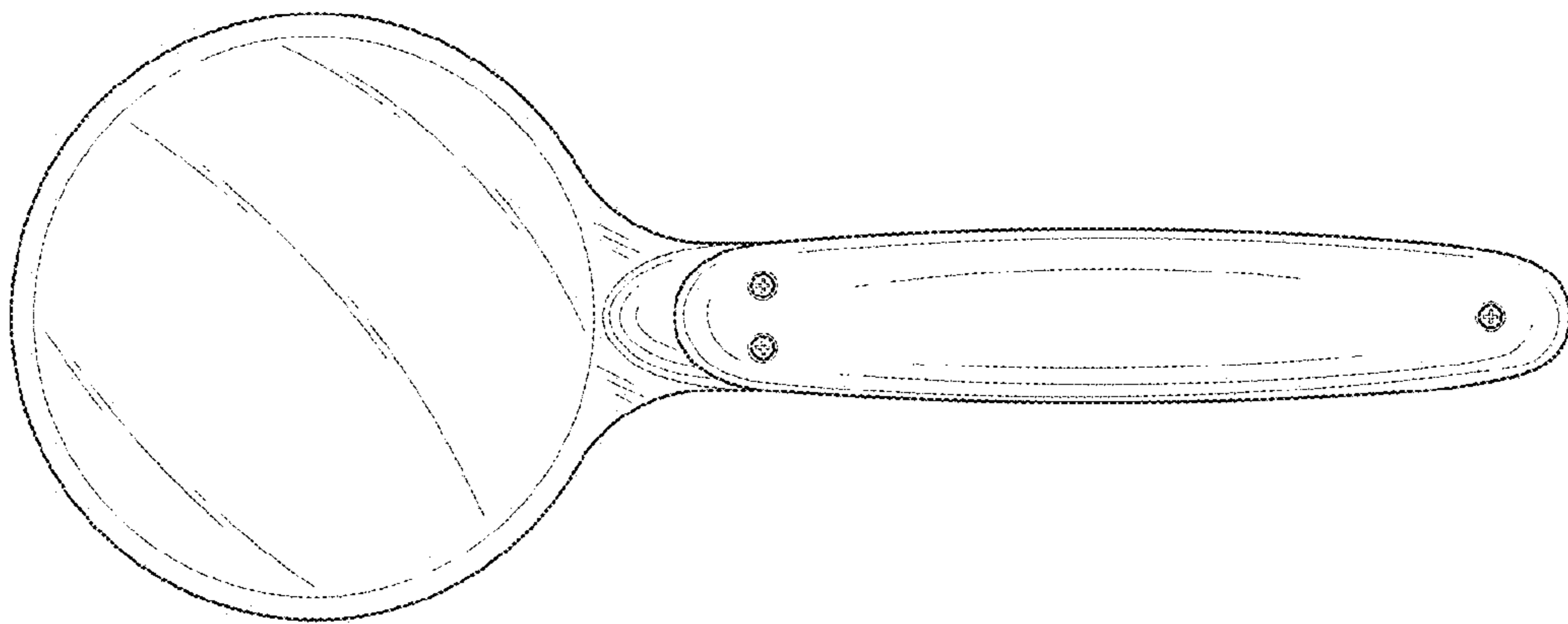


FIG. 4