



US00D702741S

(12) **United States Design Patent**
Dickman et al.

(10) **Patent No.:** **US D702,741 S**
(45) **Date of Patent:** **** Apr. 15, 2014**

- (54) **CABINET DOOR WITH TREAD PATTERN**
- (71) Applicant: **Whirlpool Corporation**, Benton Harbor, MI (US)
- (72) Inventors: **Joshua D. Dickman**, Delphos, OH (US); **Timothy E. Keaton**, Stevensville, MI (US); **Michael K. Patton**, Watervliet, MI (US); **Michael J. Scherzer**, Stevensville, MI (US)
- (73) Assignee: **Whirlpool Corporation**, Benton Harbor, MI (US)
- (**) Term: **14 Years**
- (21) Appl. No.: **29/435,663**
- (22) Filed: **Oct. 26, 2012**
- (51) **LOC (10) Cl.** **15-07**
- (52) **U.S. Cl.**
USPC **D15/91**
- (58) **Field of Classification Search**
USPC D15/79-89, 91; D25/102, 158, 109; 404/65; 280/163; 312/400-408
See application file for complete search history.

(56) **References Cited**

U.S. PATENT DOCUMENTS

D95,158 S *	4/1935	Surerus	D25/158
2,127,853 A *	8/1938	Austin	404/65
3,357,719 A *	12/1967	McCrea	280/163
4,787,556 A *	11/1988	Heisson	238/14
D333,645 S *	3/1993	Tyler	D12/221
D336,524 S *	6/1993	White et al.	D25/102
D372,011 S *	7/1996	Tyler	D12/203
5,807,021 A *	9/1998	Aaron	404/19
D441,093 S *	4/2001	Johnson	D25/62
D456,533 S *	4/2002	Moller, Jr.	D25/163
D474,285 S *	5/2003	Bresciani	D25/109
D474,563 S *	5/2003	Bresciani	D25/109

D491,585 S *	6/2004	Schmidt et al.	D15/91
D497,921 S *	11/2004	Schmidt et al.	D15/91
D500,059 S *	12/2004	Schmidt et al.	D15/91
D503,839 S	4/2005	Schmidt et al.	
D503,840 S	4/2005	Schmidt et al.	
D504,989 S	5/2005	Schmidt et al.	
D505,237 S	5/2005	Schmidt et al.	
D505,962 S *	6/2005	Schmidt et al.	D15/91
D508,503 S *	8/2005	Schmidt et al.	D15/91
D508,504 S *	8/2005	Schmidt et al.	D15/91
D512,733 S *	12/2005	Schmidt et al.	D15/91
D517,574 S *	3/2006	Schmidt et al.	D15/91
D520,784 S	5/2006	Schmidt et al.	
D521,285 S	5/2006	Schmidt et al.	
D523,035 S *	6/2006	Schmidt et al.	D15/91
D523,036 S *	6/2006	Schmidt et al.	D15/91
D527,212 S	8/2006	Schmidt et al.	
D536,713 S *	2/2007	Schmidt et al.	D15/91
D561,506 S	2/2008	Gaska et al.	

(Continued)

Primary Examiner — Mitchell Siegel

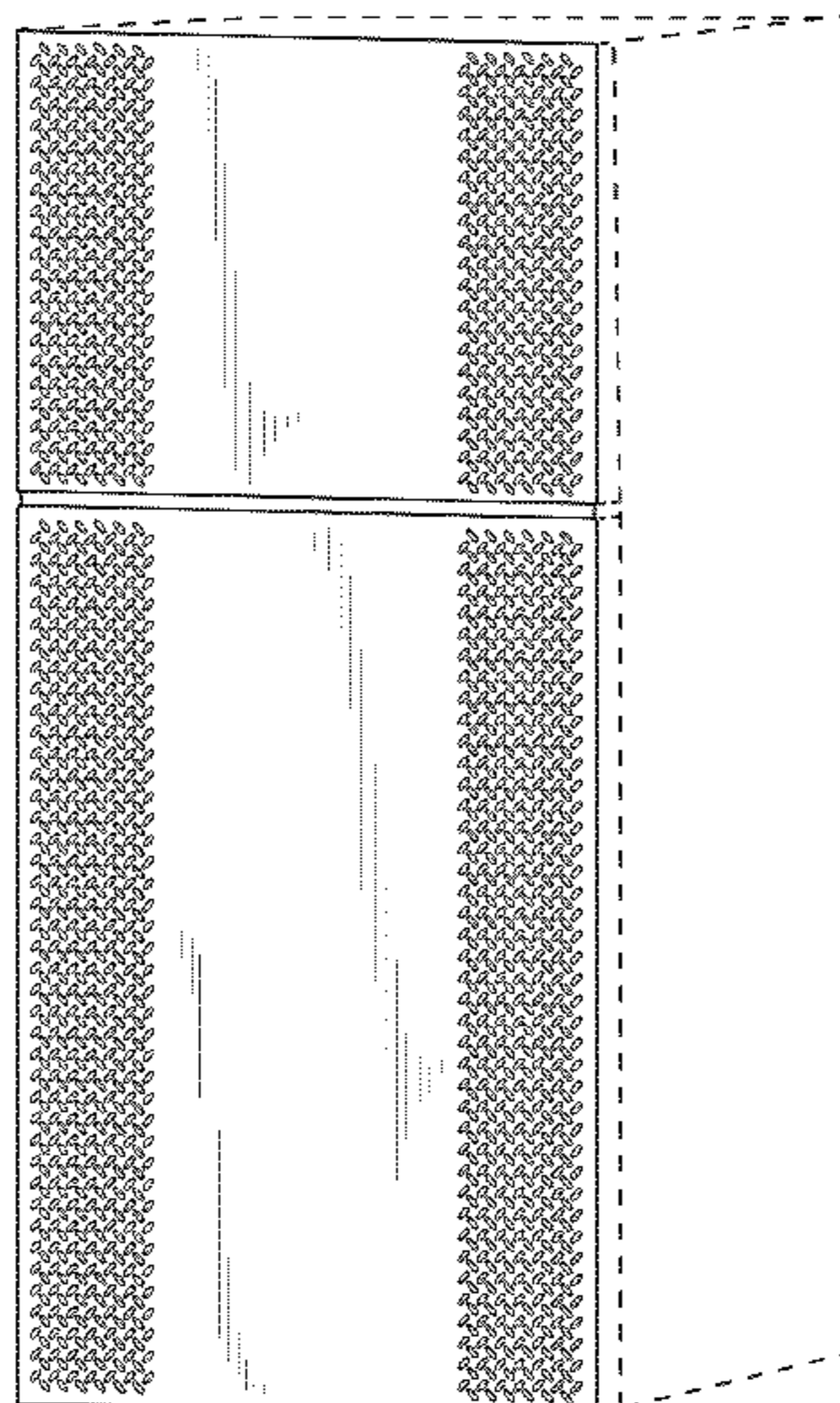
(57) **CLAIM**

The ornamental design for a cabinet door with tread pattern, as shown and described.

DESCRIPTION

FIG. 1 is a perspective view of a first embodiment of a cabinet door with tread pattern showing our new design;
 FIG. 2 is a front elevational view thereof;
 FIG. 3 is a perspective view of a second embodiment of the cabinet door with tread pattern; and,
 FIG. 4 is a front elevational view of FIG. 3.
 As shown in FIGS. 3-4, the surface of the cabinet door has a metal color finish, such as stainless steel for example, as represented by the gray or silver shading. In FIGS. 3-4 the shading is not extended over the tread pattern for clarity, but it is understood that the entire cabinet door can have the metal color finish. The broken line showing of the cabinet is included for the purpose of illustrating and forms no part of the claimed design.

1 Claim, 2 Drawing Sheets



(56)

References Cited

U.S. PATENT DOCUMENTS

D614,898 S 5/2010 Schmidt et al.

D618,019 S 6/2010 Gaska et al.
D654,293 S 2/2012 Gaska et al.
D673,191 S * 12/2012 Jidam et al. D15/91

* cited by examiner

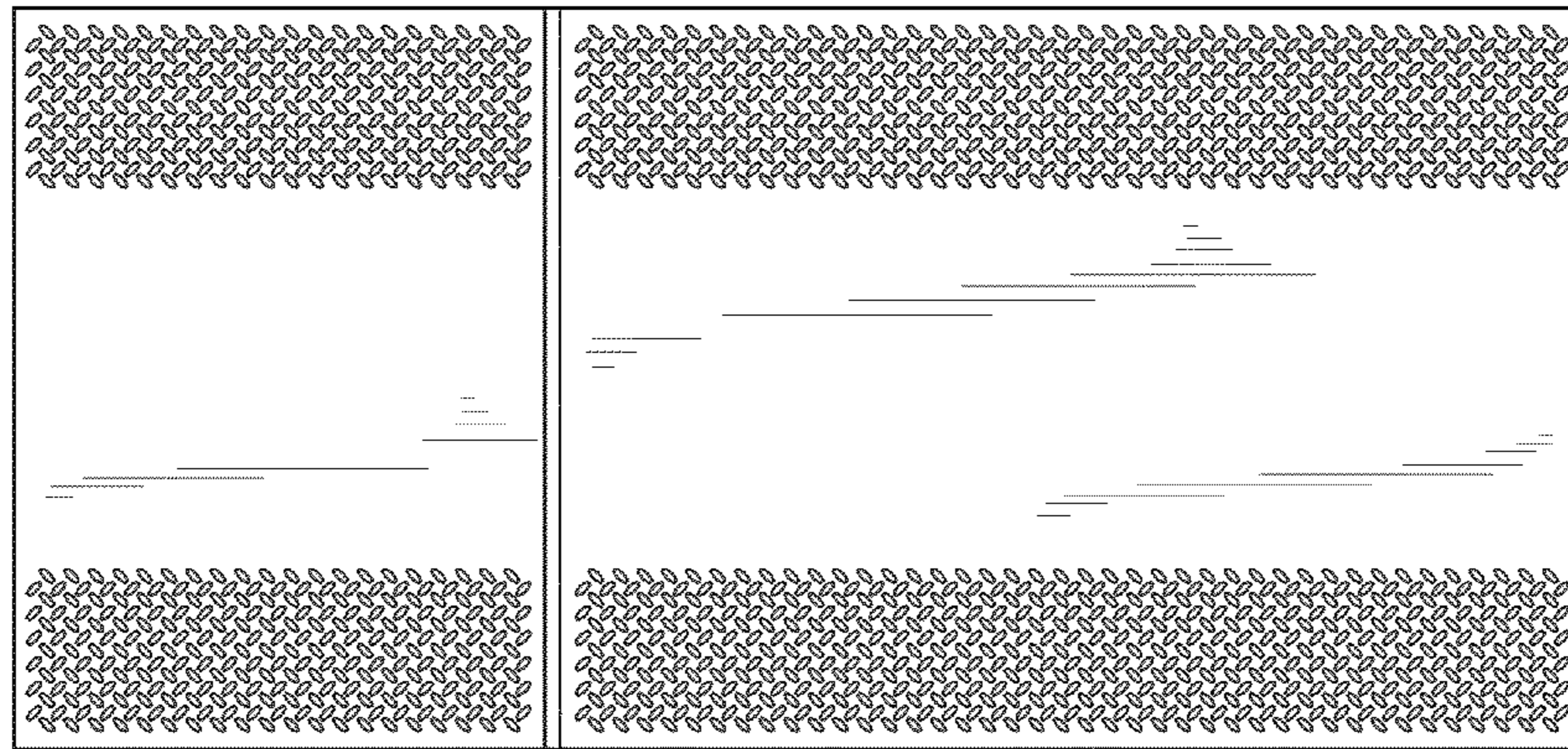


FIG. 2

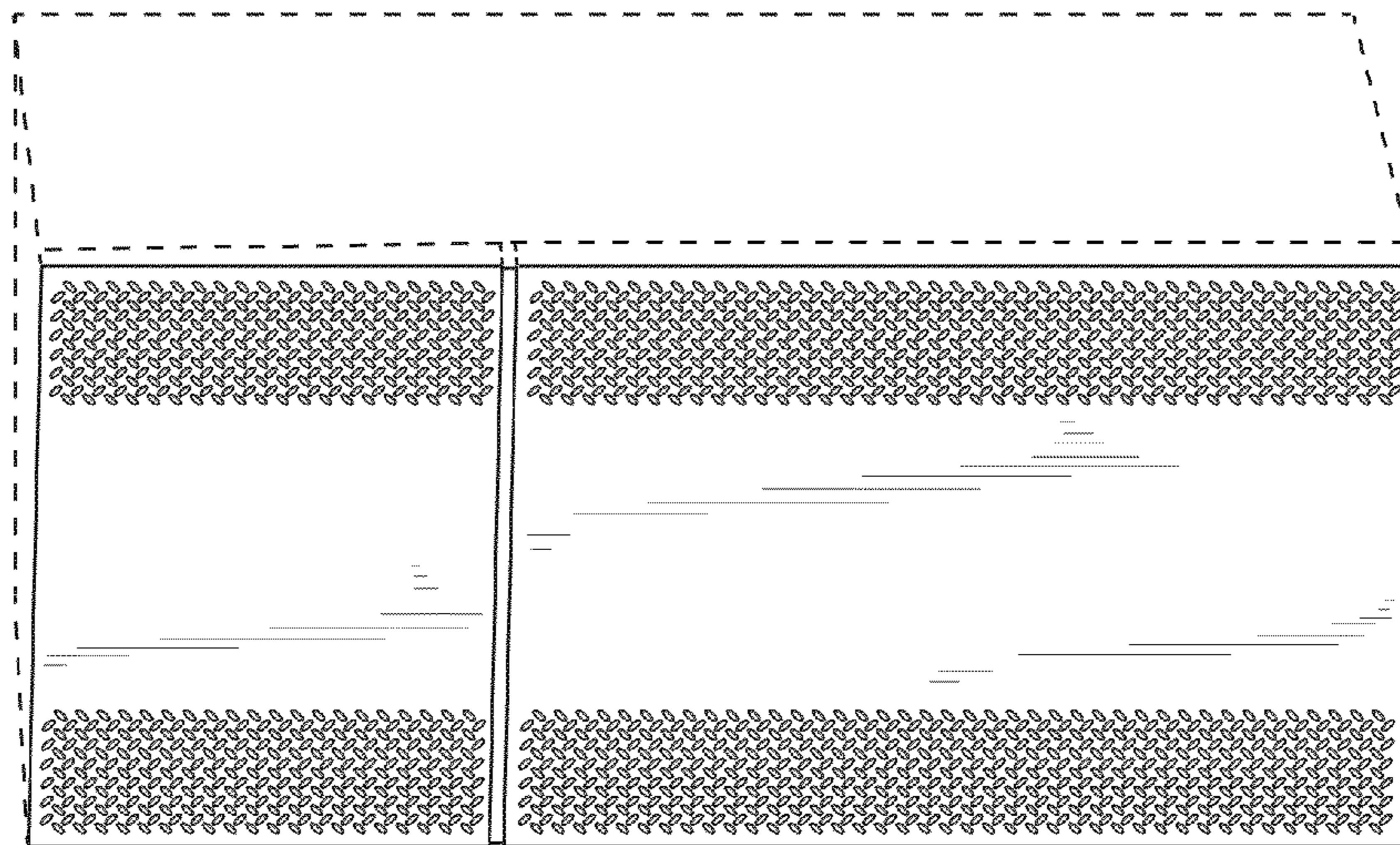


FIG. 1

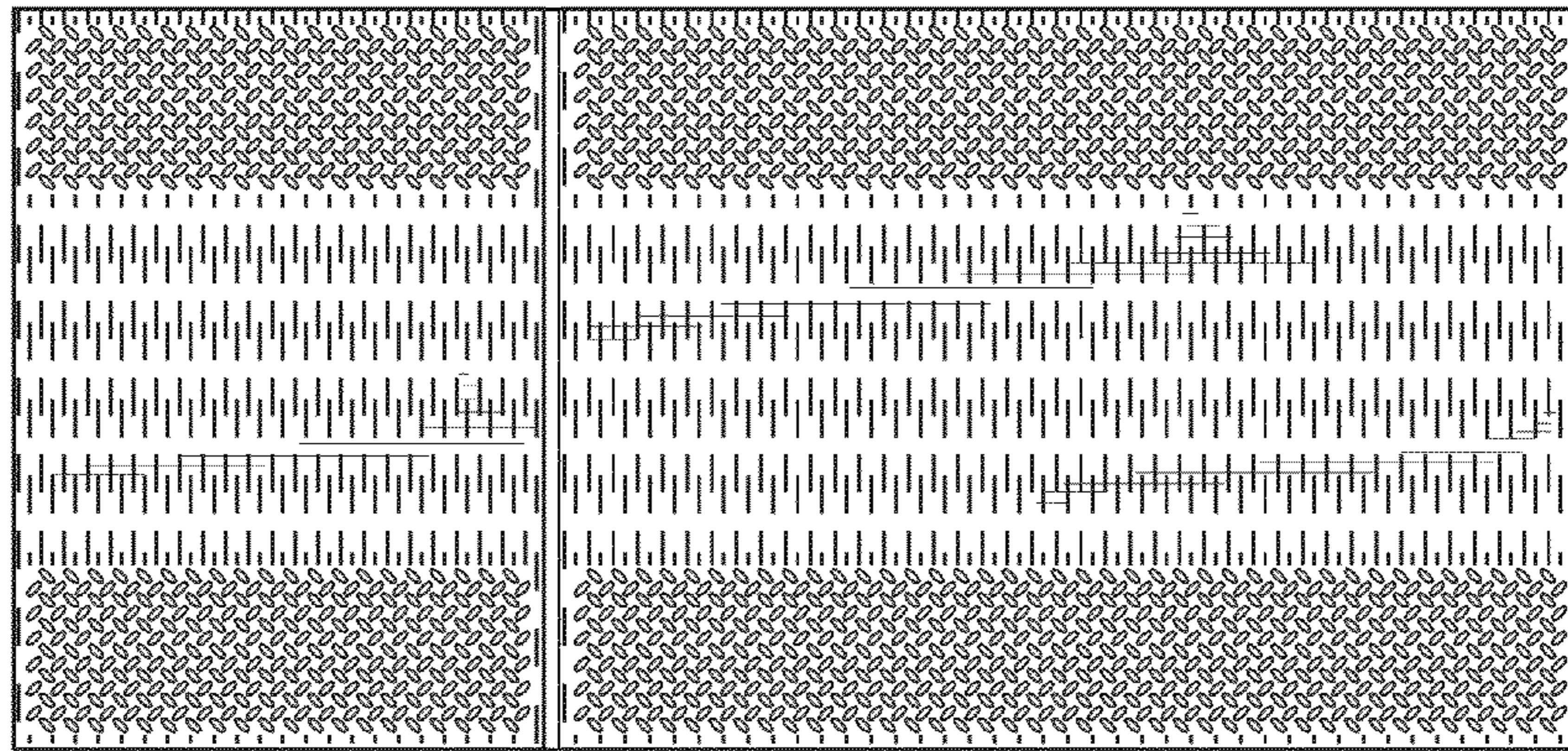


FIG. 4

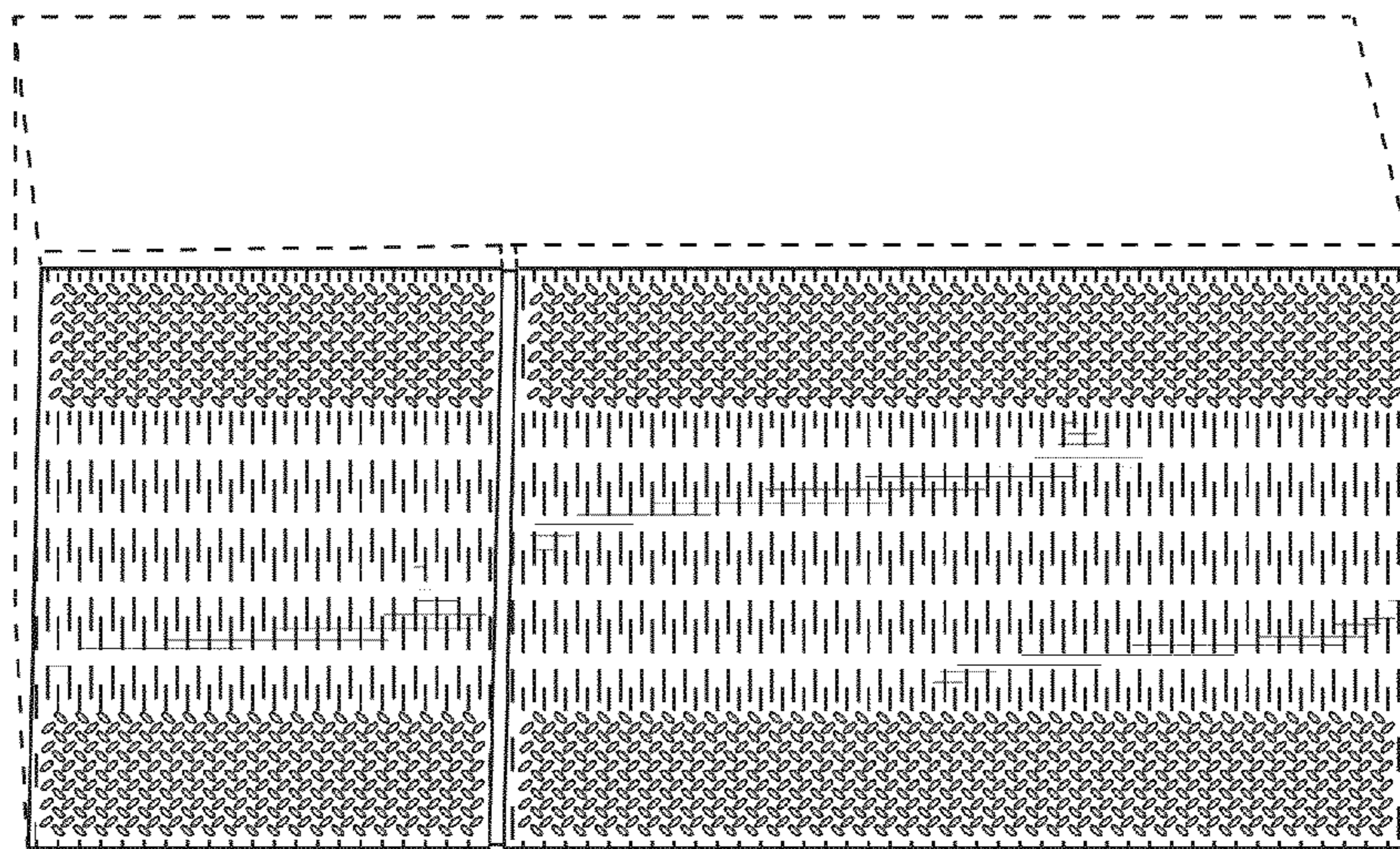


FIG. 3