

US00D702739S

(12) **United States Design Patent**
Kim

(10) **Patent No.:** **US D702,739 S**

(45) **Date of Patent:** **** Apr. 15, 2014**

(54) **KIMCHI REFRIGERATOR**

(71) Applicant: **WiniaMando Inc.**, Asan-si (KR)

(72) Inventor: **Hyoung Woo Kim**, Seoul (KR)

(73) Assignee: **WiniaMando Inc.**, Asan-Si,
Chungcheongnam-Do (KR)

(**) Term: **14 Years**

(21) Appl. No.: **29/439,101**

(22) Filed: **Dec. 6, 2012**

(30) **Foreign Application Priority Data**

Jul. 11, 2012 (KR) 30-2012-0033811

(51) **LOC (10) Cl.** **15-07**

(52) **U.S. Cl.**
USPC **D15/86**

(58) **Field of Classification Search**
USPC D15/79-89, 91; 312/236, 352,
312/400-408, 112-119; 62/3.1, 3.6, 3.63,
62/3.64, 293, 31, 371, 400, 467, 529, 531
See application file for complete search history.

(56) **References Cited**

U.S. PATENT DOCUMENTS

- D540,832 S * 4/2007 Wang et al. D15/86
- D578,555 S * 10/2008 Yeo et al. D15/85
- D594,886 S * 6/2009 Wang et al. D15/86
- D614,209 S * 4/2010 Kristiansen et al. D15/86

- D615,109 S * 5/2010 Yang et al. D15/86
- D616,000 S * 5/2010 Yang et al. D15/86
- D616,001 S * 5/2010 Yang et al. D15/86
- D625,342 S * 10/2010 Seo et al. D15/85
- D632,708 S * 2/2011 Seo et al. D15/86
- D633,114 S * 2/2011 Seo et al. D15/86
- D641,384 S * 7/2011 Yang et al. D15/86
- D660,325 S * 5/2012 Yang et al. D15/86
- D666,635 S * 9/2012 Jidam et al. D15/86
- D671,964 S * 12/2012 Hong et al. D15/86
- D674,823 S * 1/2013 Jidam et al. D15/86
- D676,467 S * 2/2013 Kim D15/86
- D686,644 S * 7/2013 Lee et al. D15/86

* cited by examiner

Primary Examiner — Mitchell Siegel

(74) *Attorney, Agent, or Firm* — Lowe Hauptman & Ham, LLP


(57) **CLAIM**

The ornamental design for a kimchi refrigerator, as shown and described.

DESCRIPTION

FIG. 1 is a perspective view of a kimchi refrigerator showing my/our new design;
 FIG. 2 is a front elevational view thereof;
 FIG. 3 is a rear elevational view thereof;
 FIG. 4 is a left side elevational view thereof;
 FIG. 5 is a right side elevational view thereof;
 FIG. 6 is a top plan view thereof;
 FIG. 7 is a bottom plan view thereof; and,
 FIG. 8 is a reference view including the image when the upper door of the article is opened.

1 Claim, 7 Drawing Sheets






FIG. 1

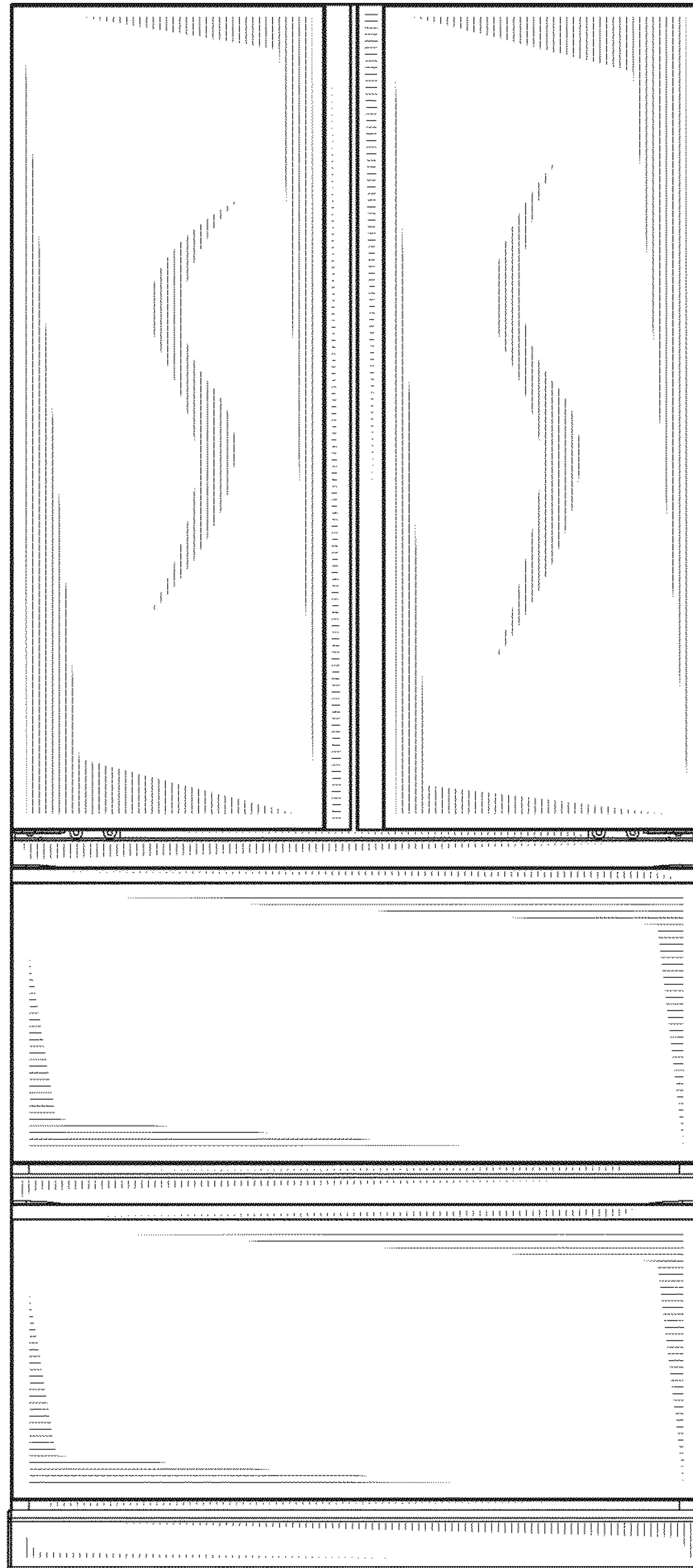


FIG. 2




FIG. 3

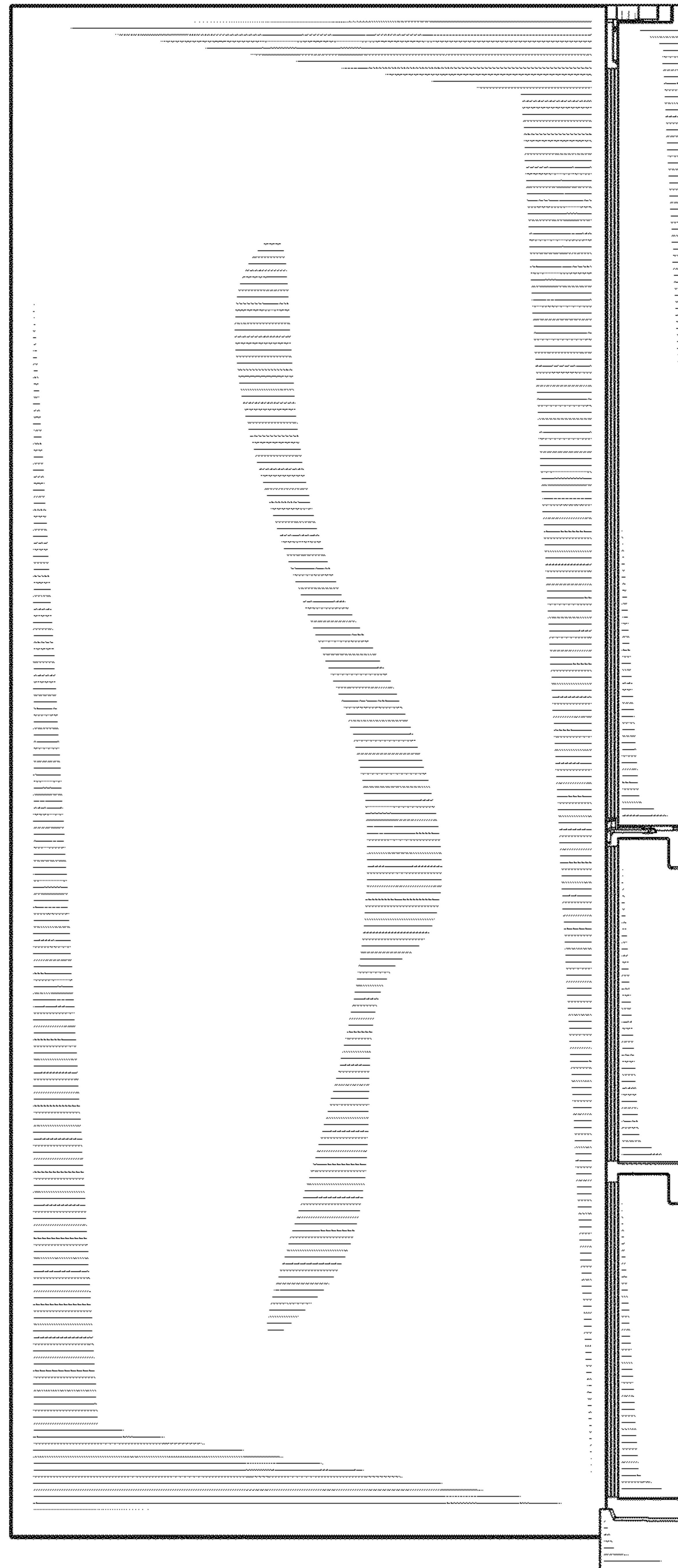


FIG. 4

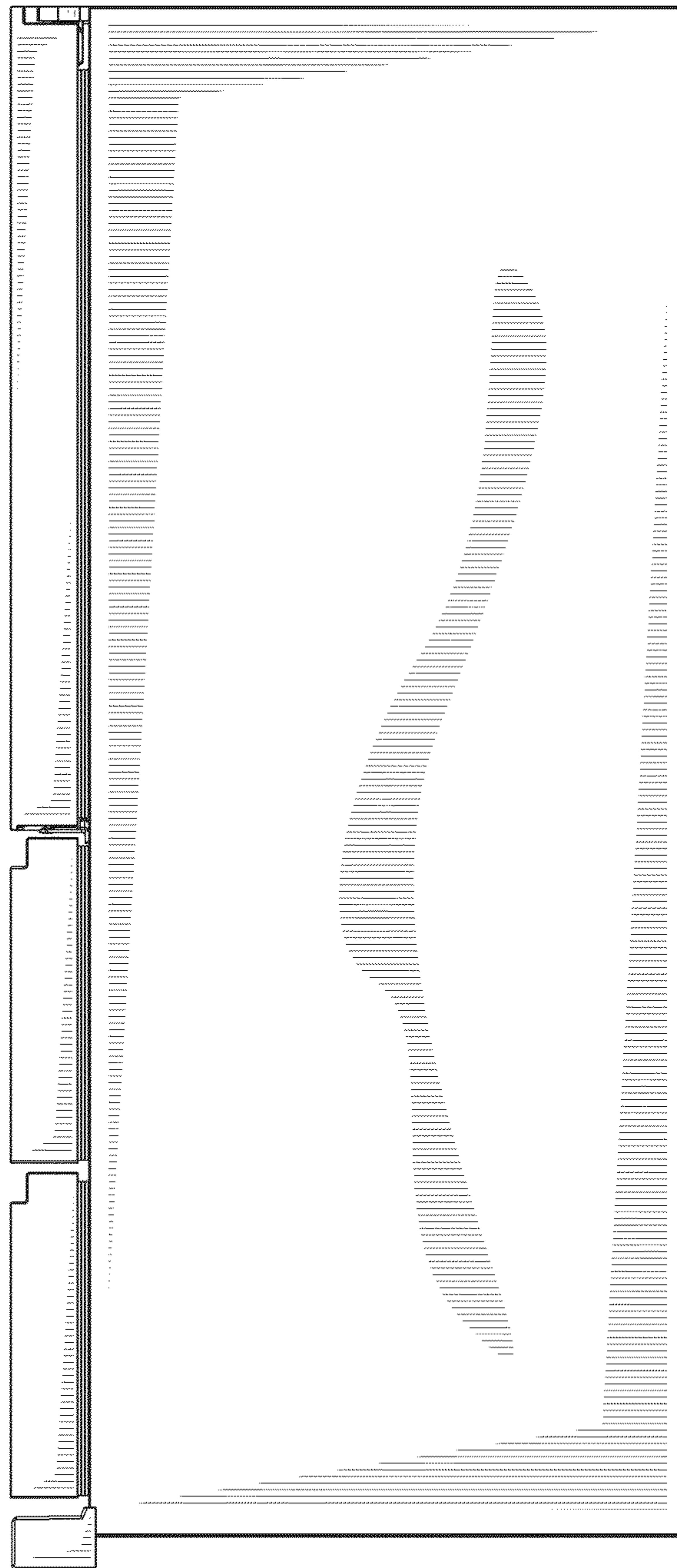


FIG. 5




FIG. 6



FIG. 7




FIG. 8