

US00D702732S

(12) **United States Design Patent**  
**Wu**

(10) **Patent No.:** **US D702,732 S**  
(45) **Date of Patent:** **\*\* Apr. 15, 2014**

- (54) **PORTABLE MULTIMEDIA PLAYER**
- (71) Applicant: **Transcend Information, Inc.**, Taipei (TW)
- (72) Inventor: **Shih-Ting Wu**, Taipei (TW)
- (73) Assignee: **Transcend Information, Inc.**, NeiHu Dist, Taipei (TW)
- (\*\*) Term: **14 Years**
- (21) Appl. No.: **29/445,042**
- (22) Filed: **Feb. 7, 2013**
- (51) **LOC (10) Cl.** ..... **14-03**
- (52) **U.S. Cl.**  
USPC ..... **D14/496; D14/203.5**
- (58) **Field of Classification Search**  
USPC ..... D14/496, 401, 435, 474, 483, 217, 137, D14/138, 160, 168, 356, 203.1–203.8, 507; 345/156, 169, 173–179, 905; 715/727–729, 864; 710/1, 5, 8; 713/1, 713/600; 455/1.1, 1.7, 73, 344–347, 93, 95, 455/3.01–3.06, 550.1, 573.1; 370/342–344; 369/1, 2, 6–12; 463/43–47; 273/148 B  
See application file for complete search history.

- 7,856,255 B2 \* 12/2010 Tsuchiya et al. .... 455/575.1
- D662,488 S \* 6/2012 Yeo ..... D14/203.7
- D662,489 S \* 6/2012 Yeo ..... D14/203.7
- D688,272 S \* 8/2013 Lee ..... D14/496
- D688,706 S \* 8/2013 Lee et al. .... D14/496

\* cited by examiner

*Primary Examiner* — Prabhakar Deshmukh  
(74) *Attorney, Agent, or Firm* — Winston Hsu; Scott Margo

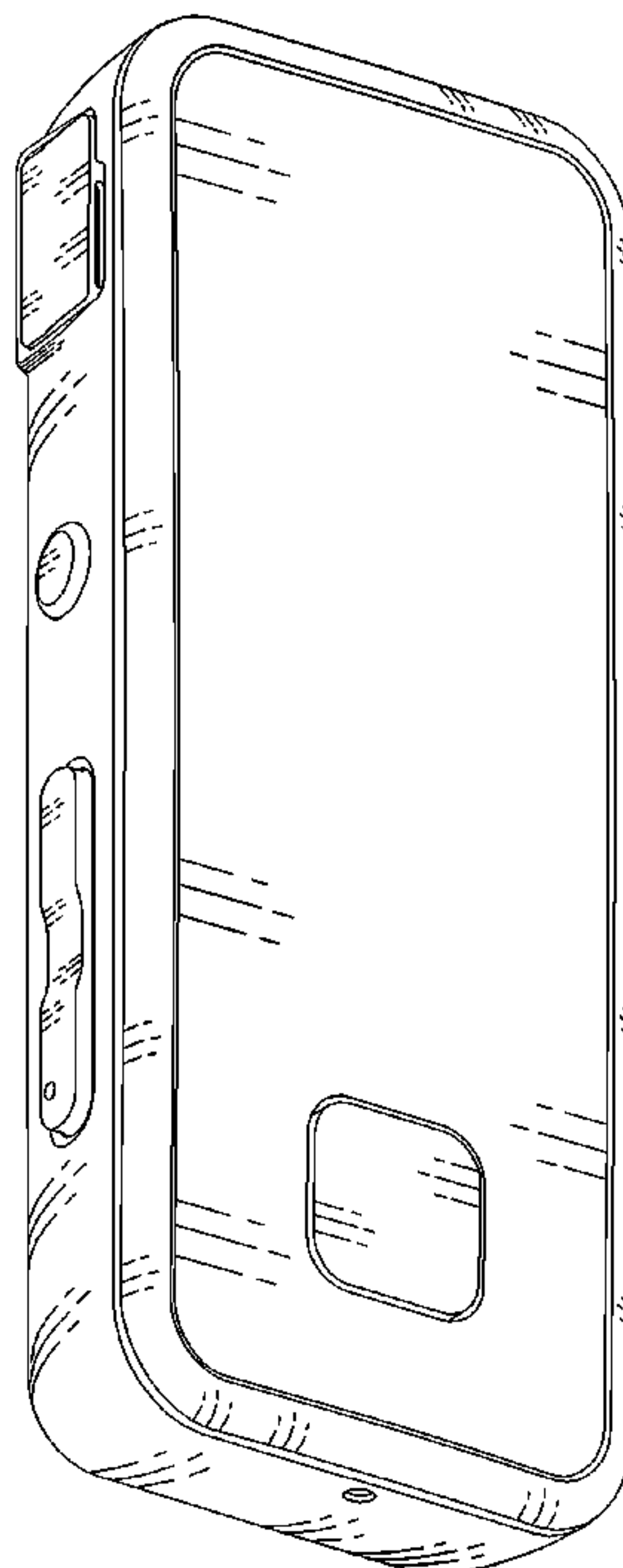
(57) **CLAIM**  
The ornamental design for a portable multimedia player, as shown and described.

**DESCRIPTION**

FIG. 1 is a front view of a portable multimedia player; FIG. 2 is a rear view thereof, a clip is shown in dashed lines for illustrative purpose only and forms no part of the present invention; FIG. 3 is a left side elevational view thereof, the clip is shown in dashed lines for illustrative purpose only and forms no part of the present invention; FIG. 4 is a right side elevational view thereof, the clip is shown in dashed lines for illustrative purpose only and forms no part of the present invention; FIG. 5 is a top plan view thereof, the clip is shown in dashed lines for illustrative purpose only and forms no part of the present invention; FIG. 6 is a bottom plan view thereof, the clip is shown in dashed lines for illustrative purpose only and forms no part of the present invention; FIG. 7 is a perspective view thereof; and, FIG. 8 is another perspective view thereof.

**1 Claim, 8 Drawing Sheets**

- (56) **References Cited**  
U.S. PATENT DOCUMENTS  
D506,209 S \* 6/2005 Leong ..... D14/203.5  
D532,425 S \* 11/2006 Kim ..... D14/203.7  
7,203,529 B2 \* 4/2007 Kim et al. .... 455/575.1  
7,258,449 B2 \* 8/2007 Chong et al. .... 353/85  
D628,978 S \* 12/2010 Kim ..... D14/203.7



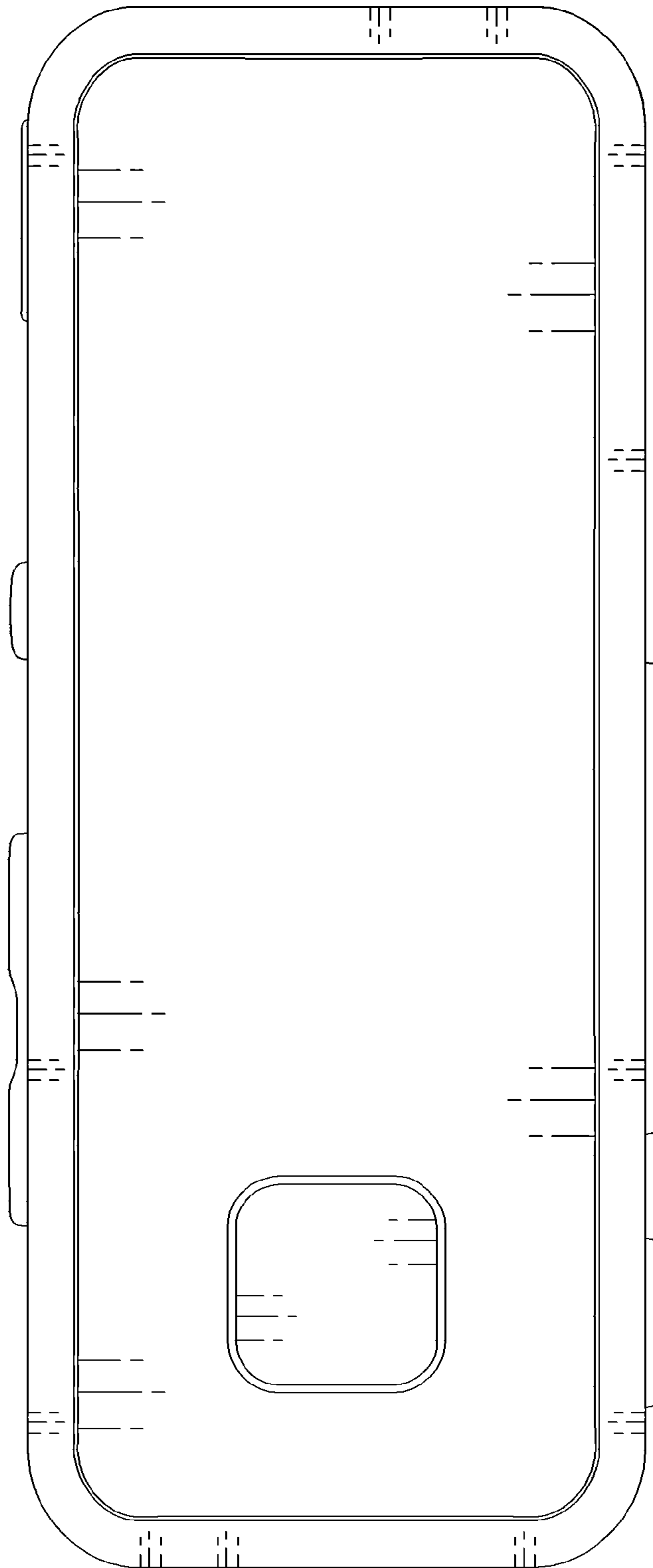


FIG. 1

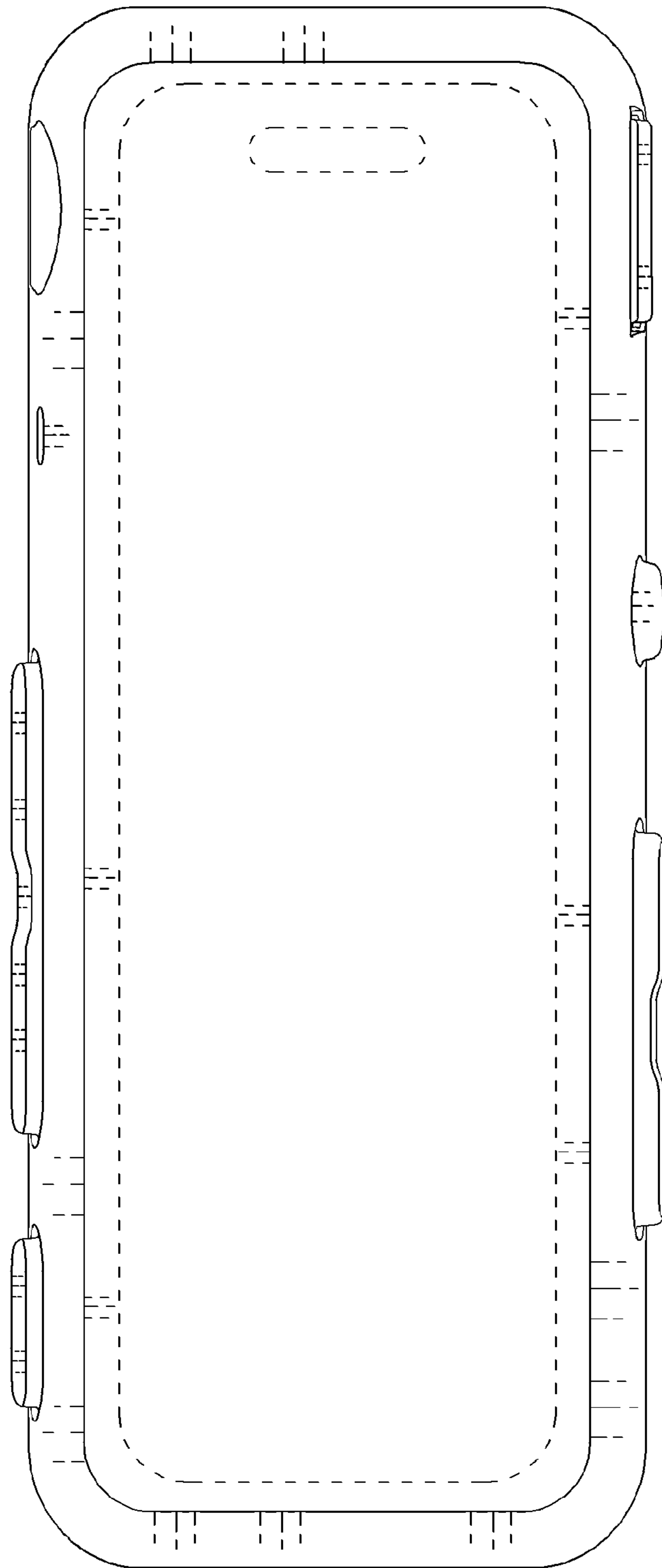


FIG. 2

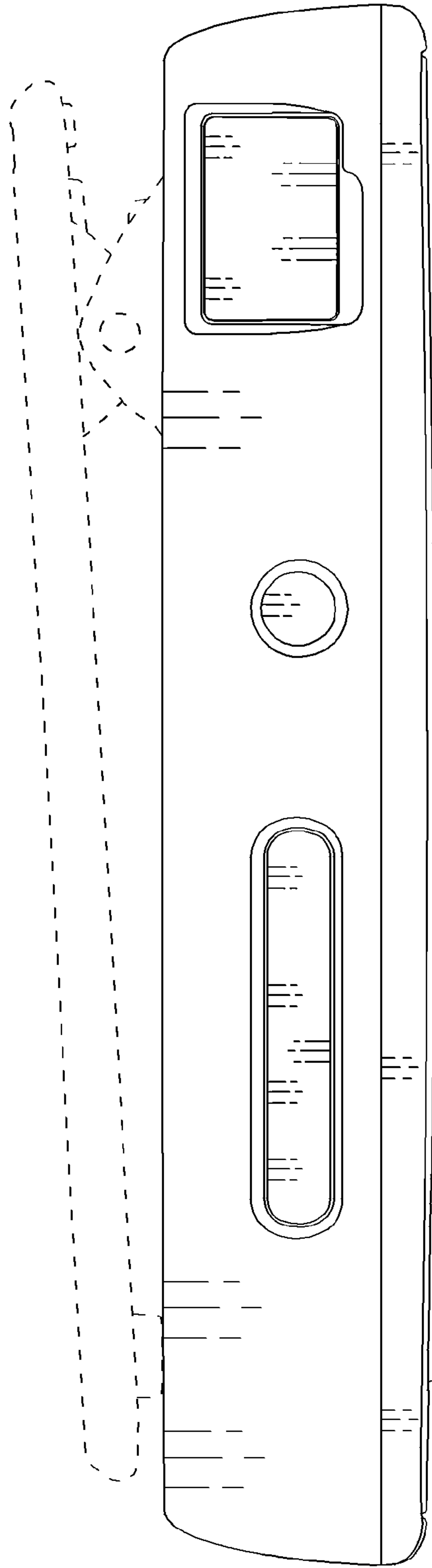


FIG. 3

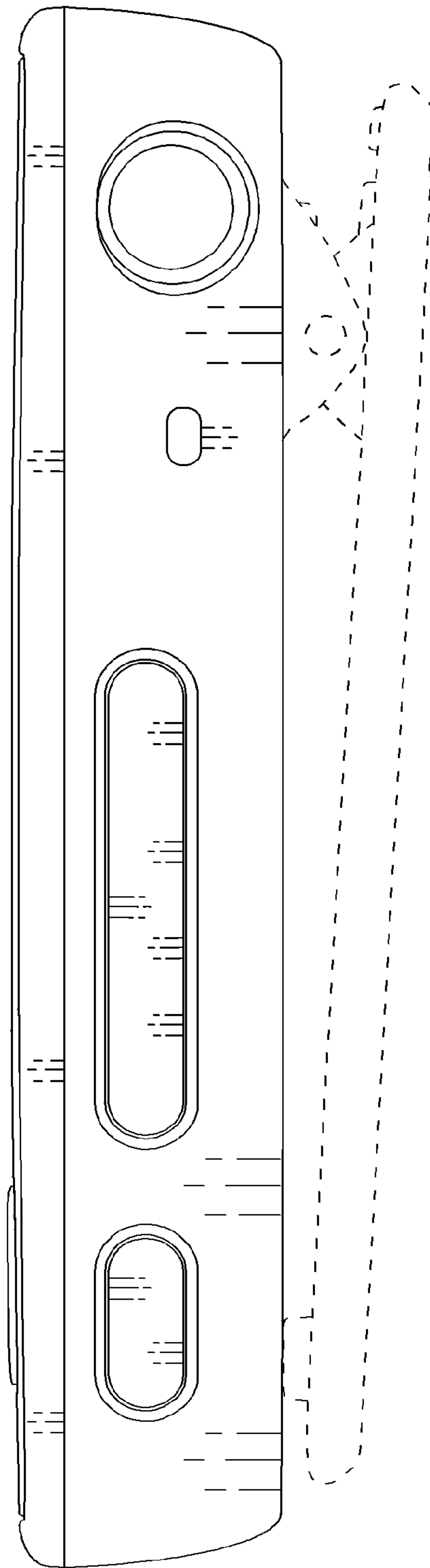


FIG. 4

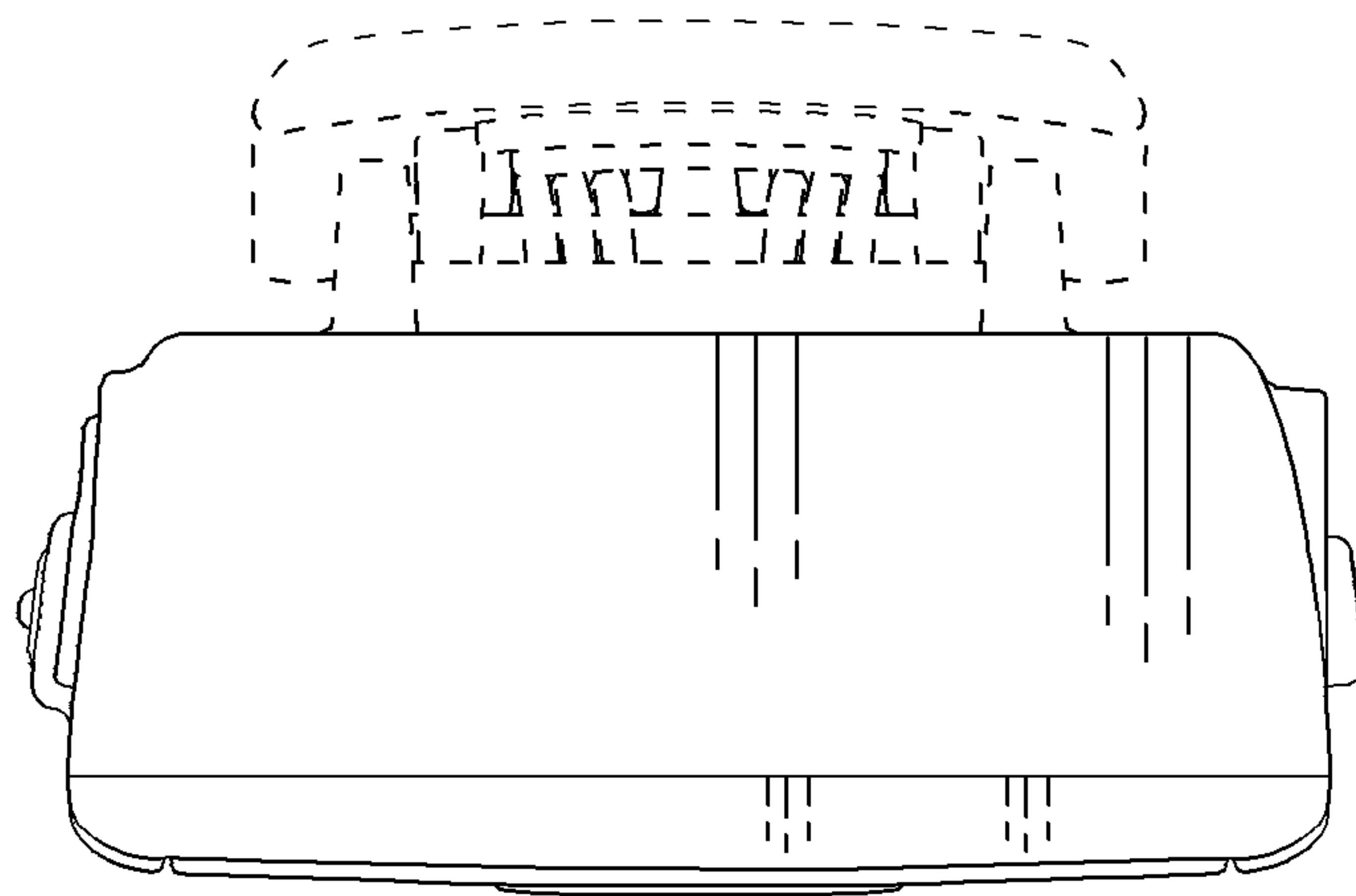


FIG. 5

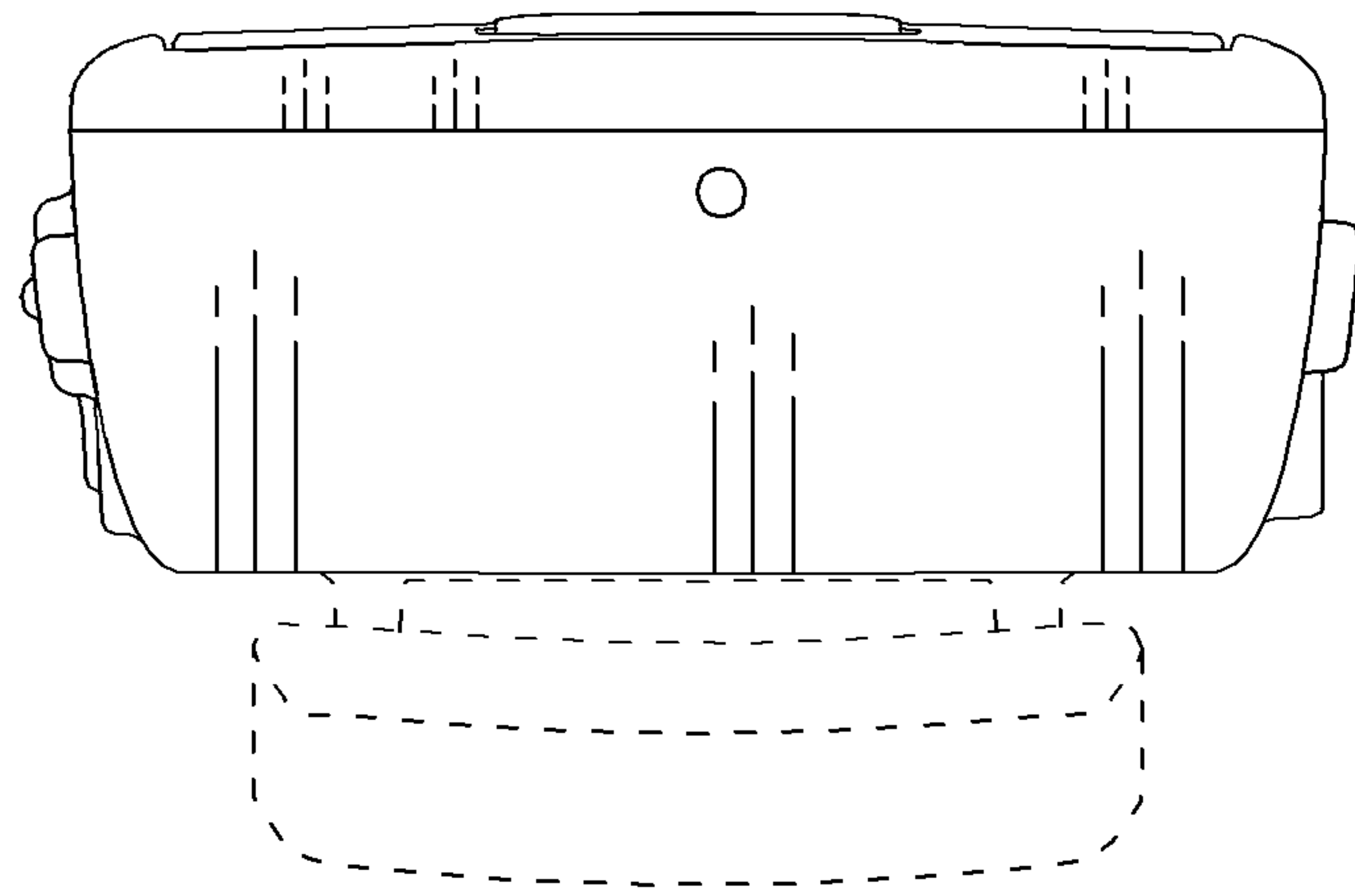


FIG. 6




FIG. 7






FIG. 8