

US00D702717S

(12) **United States Design Patent**  
**Abratowski et al.**

(10) **Patent No.:** **US D702,717 S**

(45) **Date of Patent:** **\*\* Apr. 15, 2014**

(54) **DISPLAY SCREEN OR PORTION THEREOF WITH ICON**

(71) Applicant: **Research in Motion Limited**, Waterloo (CA)

(72) Inventors: **Przemyslaw Abratowski**, Grimsby (CA); **Joel Paul Steele**, Richmond Hill (CA); **Oskar Plaza Olivestedt**, Kristianstad (SE)

(73) Assignee: **BlackBerry Limited**, Waterloo, Ontario (CA)

(\*\*) Term: **14 Years**

(21) Appl. No.: **29/436,912**

(22) Filed: **Nov. 9, 2012**

(51) **LOC (10) Cl.** ..... **14-04**

(52) **U.S. Cl.**  
USPC ..... **D14/489**

(58) **Field of Classification Search**  
USPC ..... D14/485-495; 715/719, 786, 835, 810, 715/763, 739, 733, 762; 705/15; D11/169, D11/168; D10/13, 74  
See application file for complete search history.

(56) **References Cited**

U.S. PATENT DOCUMENTS

D425,499 S \* 5/2000 Millington ..... D14/488  
D428,397 S \* 7/2000 Palalau et al. .... D14/486

D544,876 S \* 6/2007 Yamazaki et al. .... D14/486  
D574,011 S \* 7/2008 Akiyoshi et al. .... D14/493  
D601,169 S \* 9/2009 LaManna et al. .... D14/492  
D649,558 S \* 11/2011 Matas ..... D14/489  
D651,615 S \* 1/2012 Koehn ..... D14/493  
D662,109 S \* 6/2012 Steele et al. .... D14/492  
D675,221 S \* 1/2013 Impas et al. .... D14/487  
D676,873 S \* 2/2013 Koehn et al. .... D14/493  
D679,286 S \* 4/2013 Root et al. .... D14/486  
D681,674 S \* 5/2013 Koehn et al. .... D14/493  
D682,311 S \* 5/2013 Voreis et al. .... D14/489  
D686,218 S \* 7/2013 Anzures et al. .... D14/486  
2009/0088964 A1 \* 4/2009 Schaaf et al. .... 701/200  
2010/0318573 A1 \* 12/2010 Yoshikoshi ..... 707/802  
2012/0141046 A1 \* 6/2012 Chen et al. .... 382/282  
2013/0268892 A1 \* 10/2013 Schaaf et al. .... 715/830

\* cited by examiner

*Primary Examiner* — Kevin Rudzinski

(57) **CLAIM**

The ornamental design for a display screen or portion thereof with icon, as shown and described.

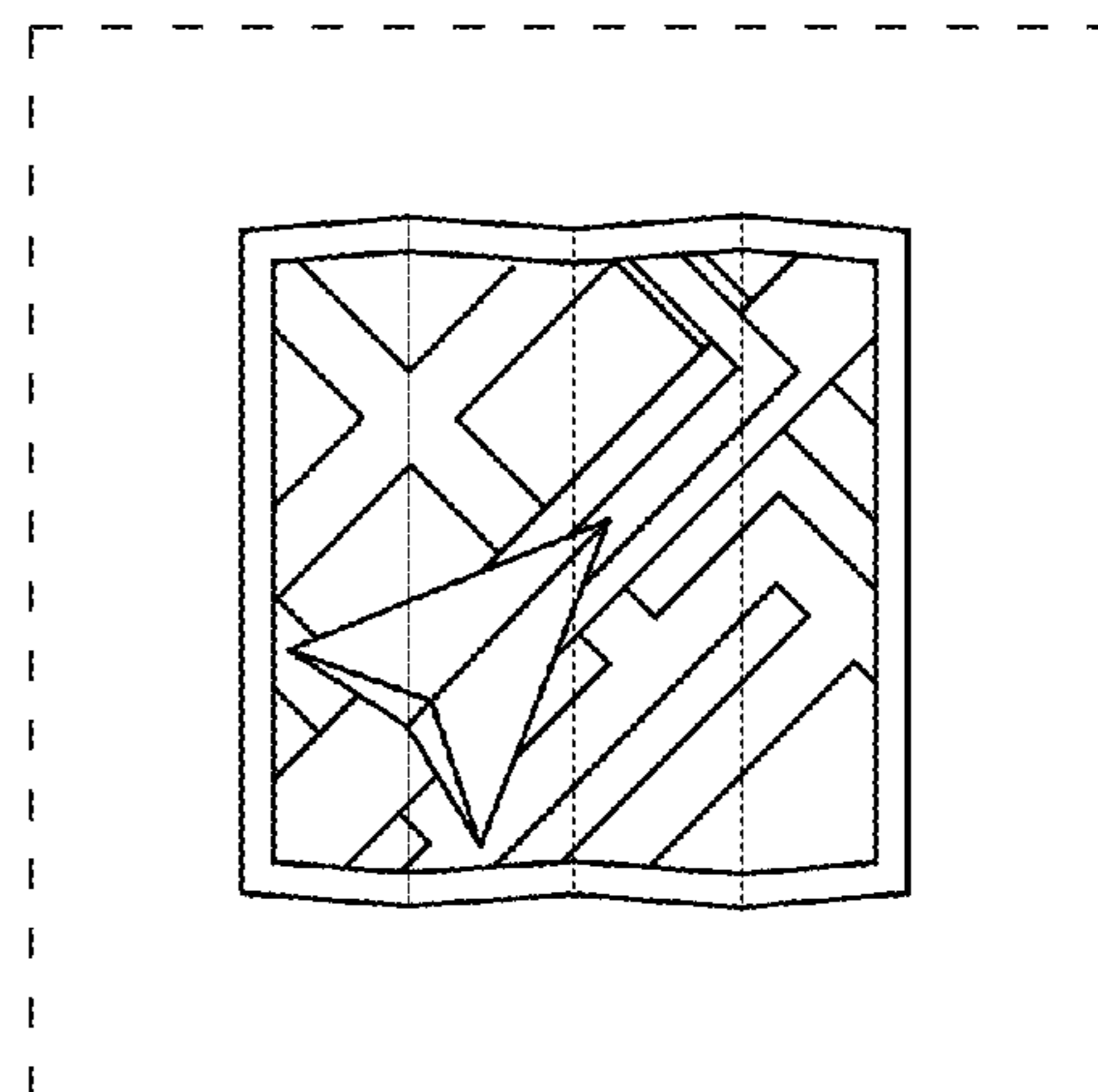
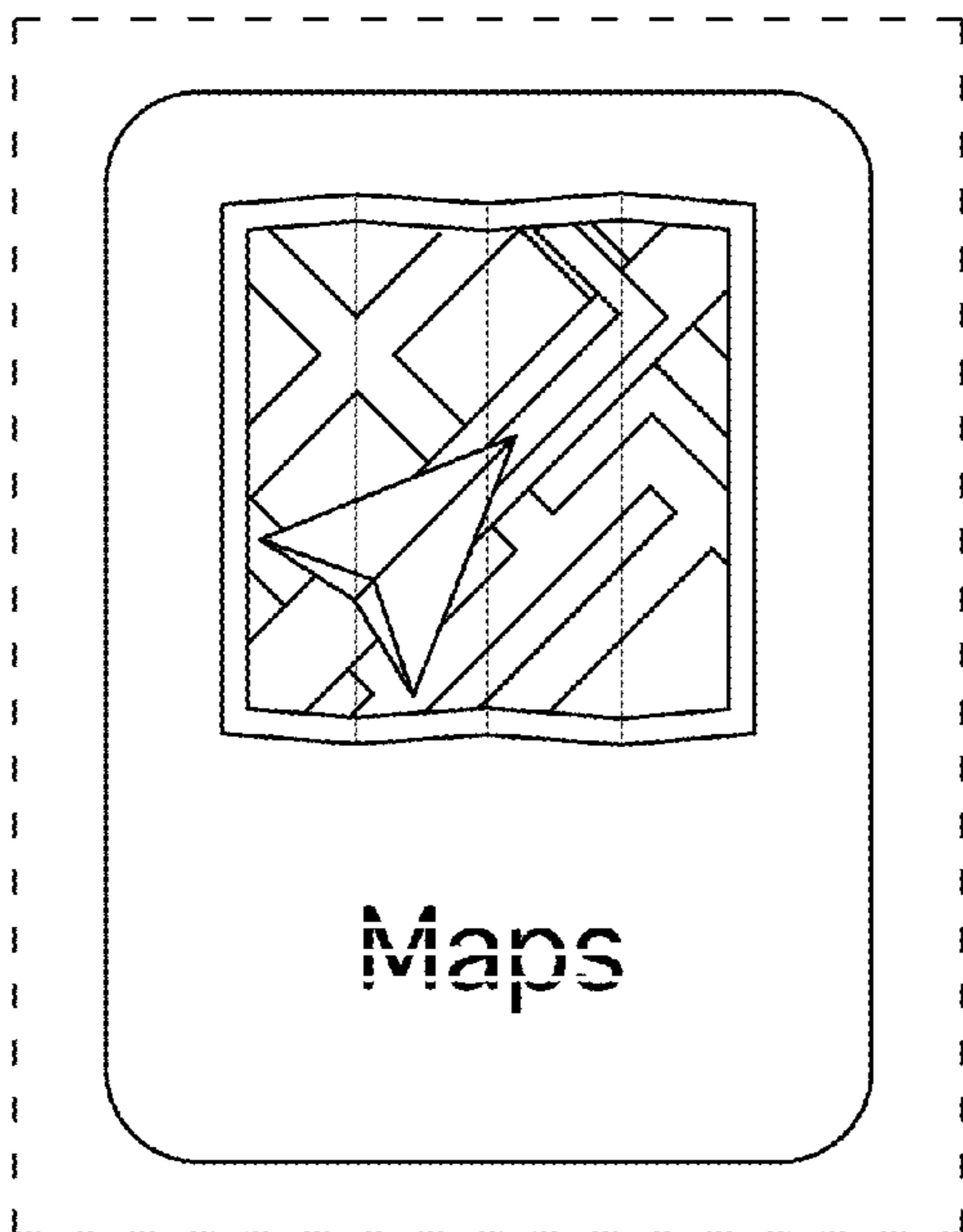
**DESCRIPTION**

FIG. 1 is a view of the display screen or portion thereof with icon; and,

FIG. 2 is a view of another embodiment of the display screen or portion thereof with icon.

The broken lines surrounding the icon depict a display screen or portion thereof on which the icon is presented. The remaining broken lines are shown to illustrate portions of the icon. All broken lines form no part of the claimed design.

**1 Claim, 1 Drawing Sheet**



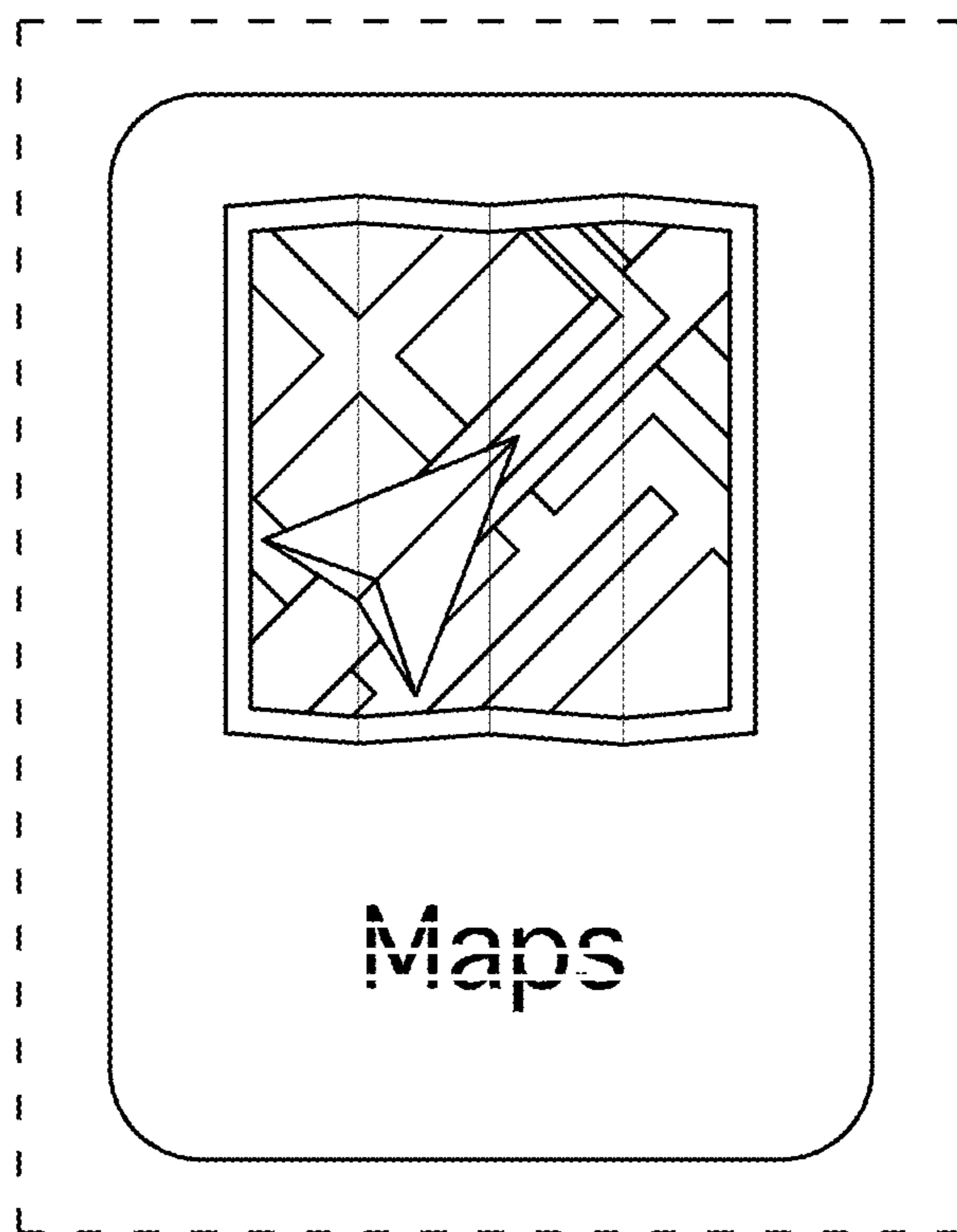


FIG. 1

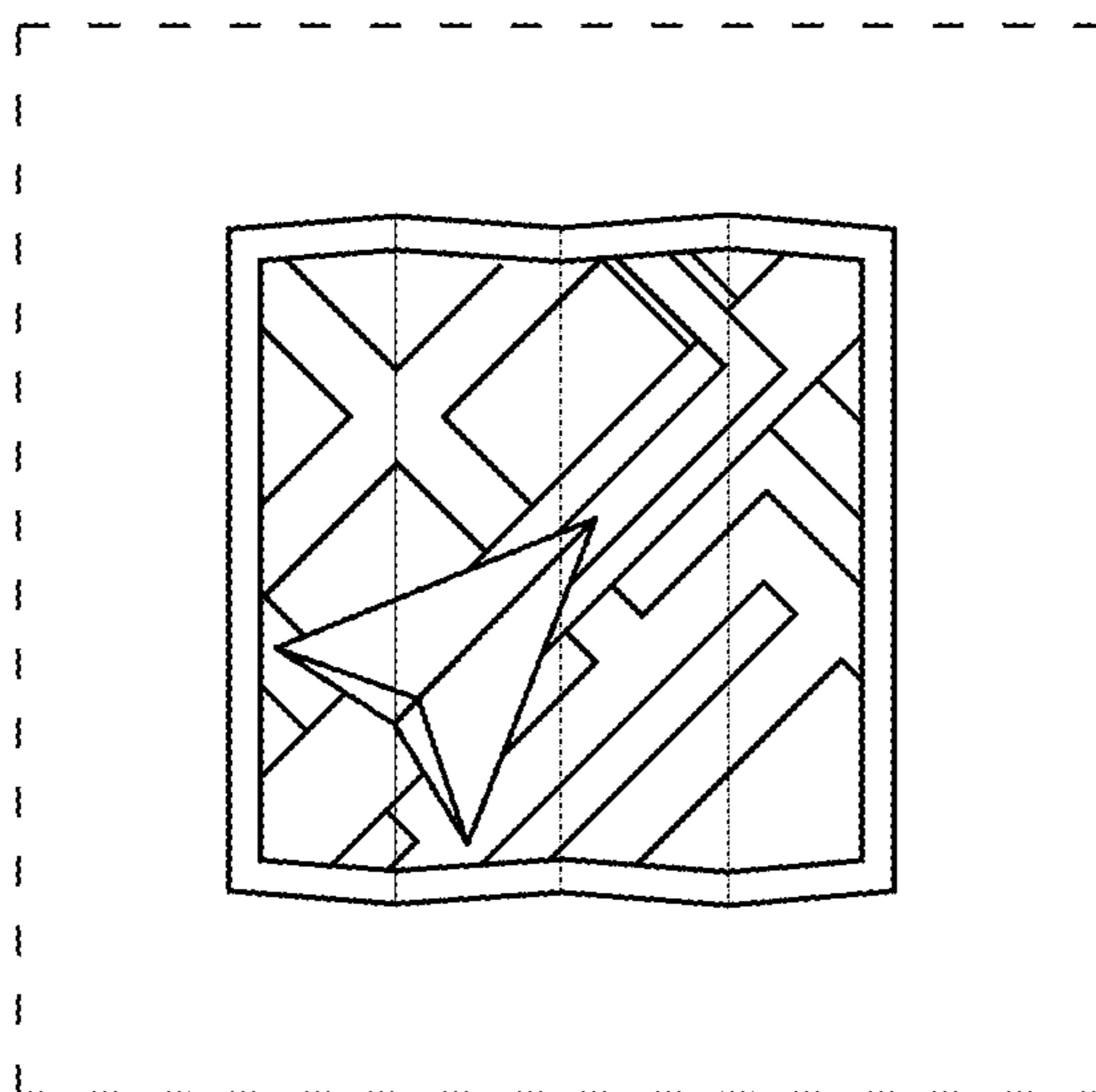


FIG. 2