



US00D702696S

(12) **United States Design Patent**  
**Edwards**

(10) **Patent No.:** **US D702,696 S**

(45) **Date of Patent:** **\*\* Apr. 15, 2014**

(54) **MOBILE ELECTRONIC DEVICE PROTECTOR**

D641,354 S \* 7/2011 Hsu ..... D14/341  
D649,964 S \* 12/2011 Chikuma et al. .... D14/315  
D674,803 S \* 1/2013 Westrup ..... D14/440

(71) Applicant: **Joseph Edwards**, Port of Spain (TT)

\* cited by examiner

(72) Inventor: **Joseph Edwards**, Port of Spain (TT)

*Primary Examiner* — Austin Murphy

(\*\*) Term: **14 Years**

(74) *Attorney, Agent, or Firm* — Allen, Dyer, Doppelt, Milbrath & Gilchrist, P.A.

(21) Appl. No.: **29/450,656**

(22) Filed: **Mar. 20, 2013**

(51) **LOC (10) Cl.** ..... **14-02**

(52) **U.S. Cl.**  
USPC ..... **D14/439**

(58) **Field of Classification Search**  
USPC ..... D14/300–302, 308–313, 314, 348,  
D14/353–355, 432, 439–446, 447, 451;  
361/679.02, 679.31, 679.5, 690, 694,  
361/679.23, 801, 802; 312/332.1, 334.1;  
D19/65, 91; D3/218; D8/354; D12/193  
See application file for complete search history.

(56) **References Cited**

U.S. PATENT DOCUMENTS

D246,625 S \* 12/1977 Becker, III ..... D8/403  
D416,684 S \* 11/1999 Nykoluk ..... D3/321  
6,470,637 B2 \* 10/2002 Gratz ..... 52/287.1  
6,616,111 B1 \* 9/2003 White ..... 248/309.1  
D487,205 S \* 3/2004 Mower et al. .... D6/491  
7,350,646 B2 \* 4/2008 Durrant ..... 206/586  
D578,537 S \* 10/2008 Tsukahara ..... D14/439  
D607,459 S \* 1/2010 Skillman et al. .... D14/439  
D623,651 S \* 9/2010 Hsu ..... D14/439  
D623,652 S \* 9/2010 Hsu ..... D14/439

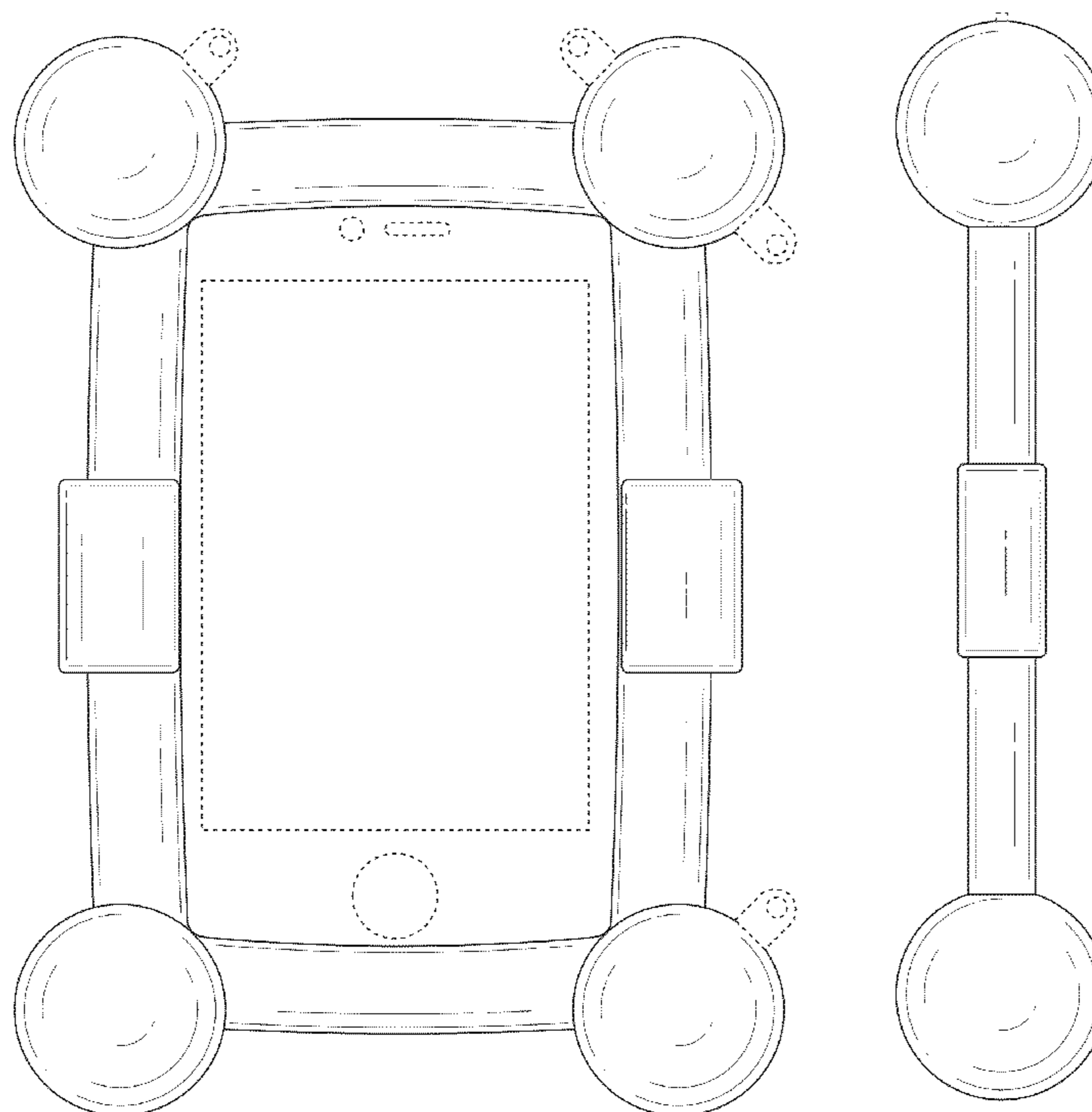
(57) **CLAIM**

The ornamental design for a mobile electronic device protector, as shown and described.

**DESCRIPTION**

FIG. 1 is a perspective view of the mobile electronic device protector;  
FIG. 2 is a front view of the mobile electronic device protector;  
FIG. 3 is a rear view of the mobile electronic device protector;  
FIG. 4 is a left side view of the mobile electronic device protector;  
FIG. 5 is a right side view of the mobile electronic device protector;  
FIG. 6 is a top view of the mobile electronic device protector;  
and,  
FIG. 7 is a bottom view of the mobile electronic device protector.  
The broken lines in the attached drawings illustrate environmental details and form no part of the claimed design.

**1 Claim, 5 Drawing Sheets**



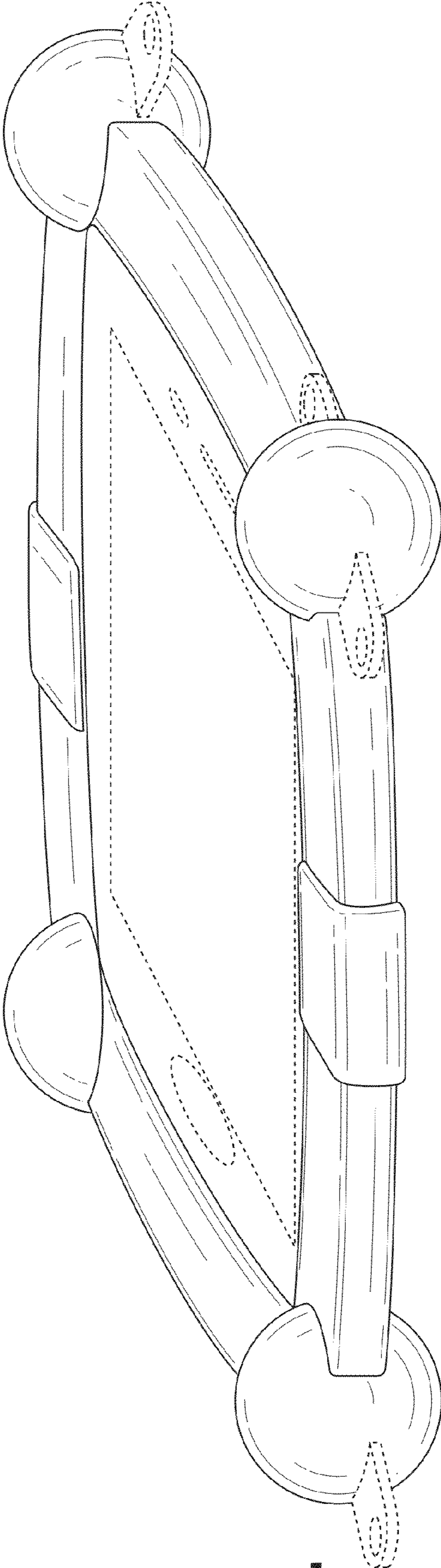


FIG. 1

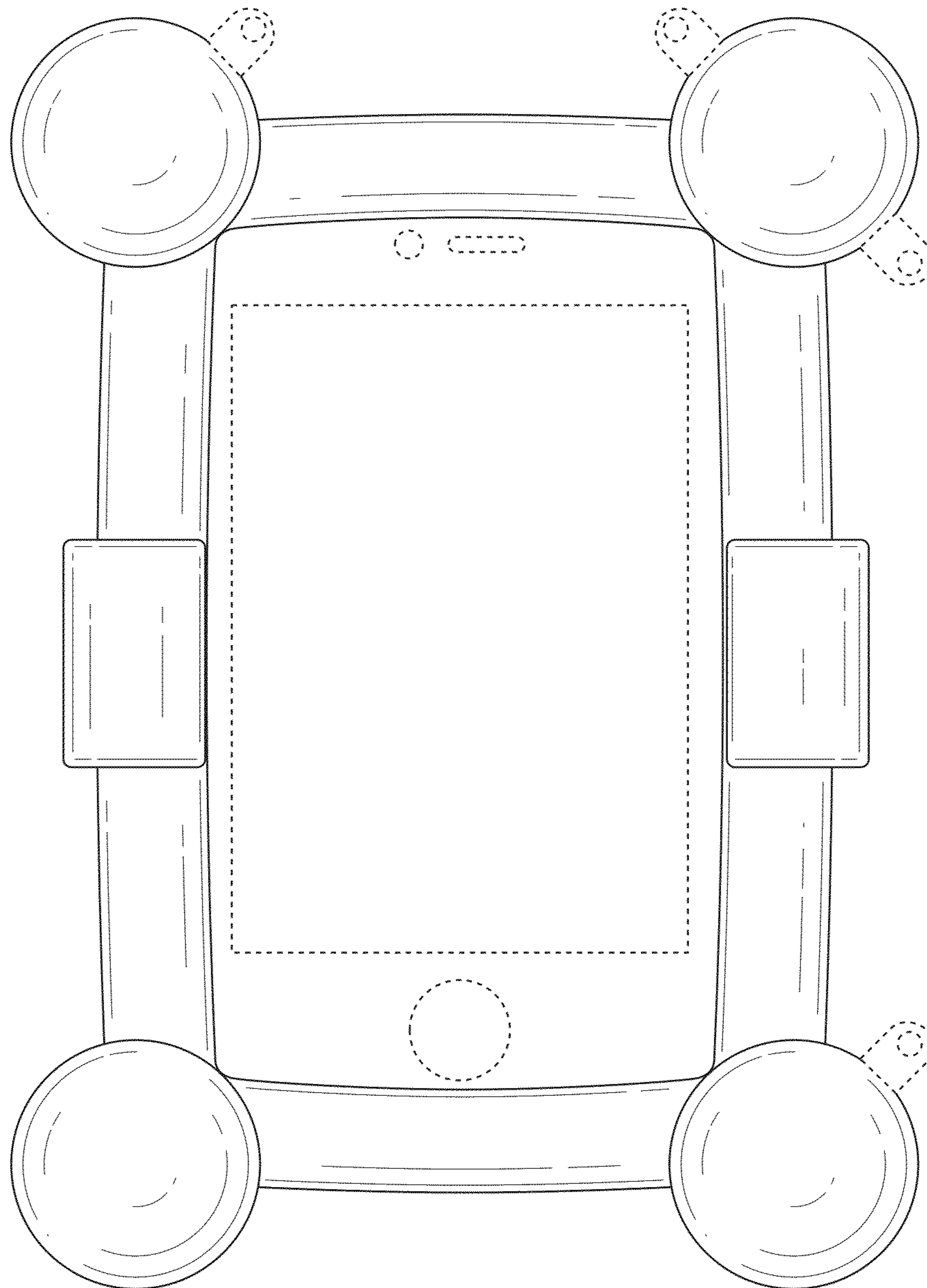


FIG. 2

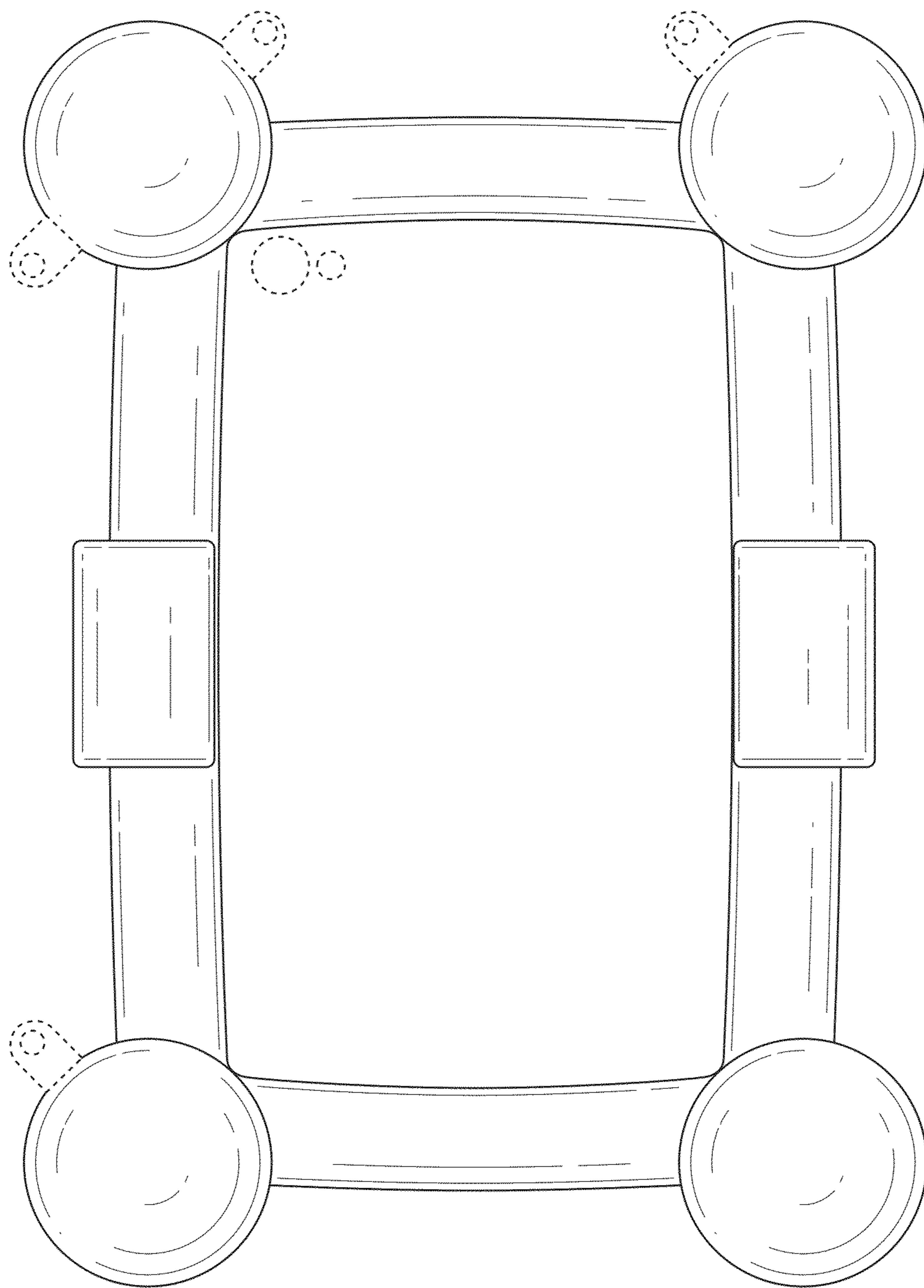
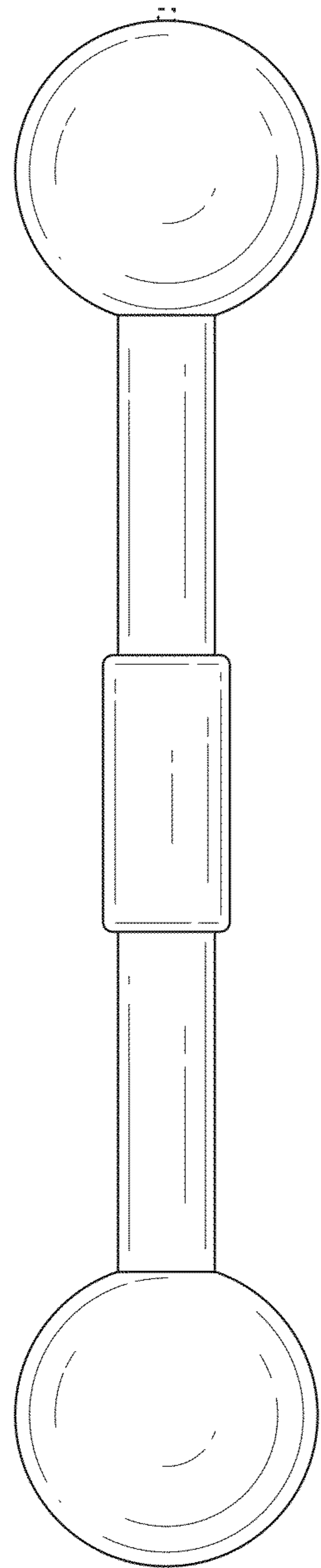
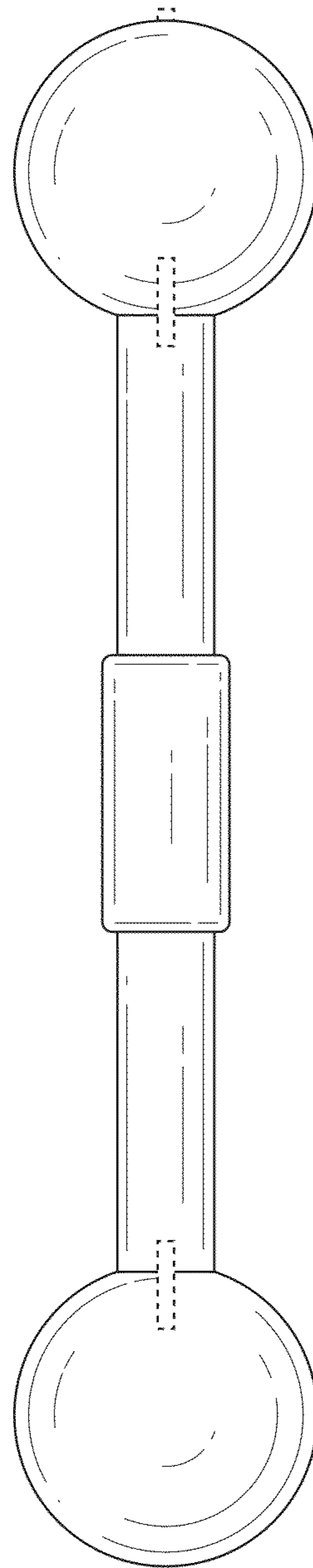


FIG. 3

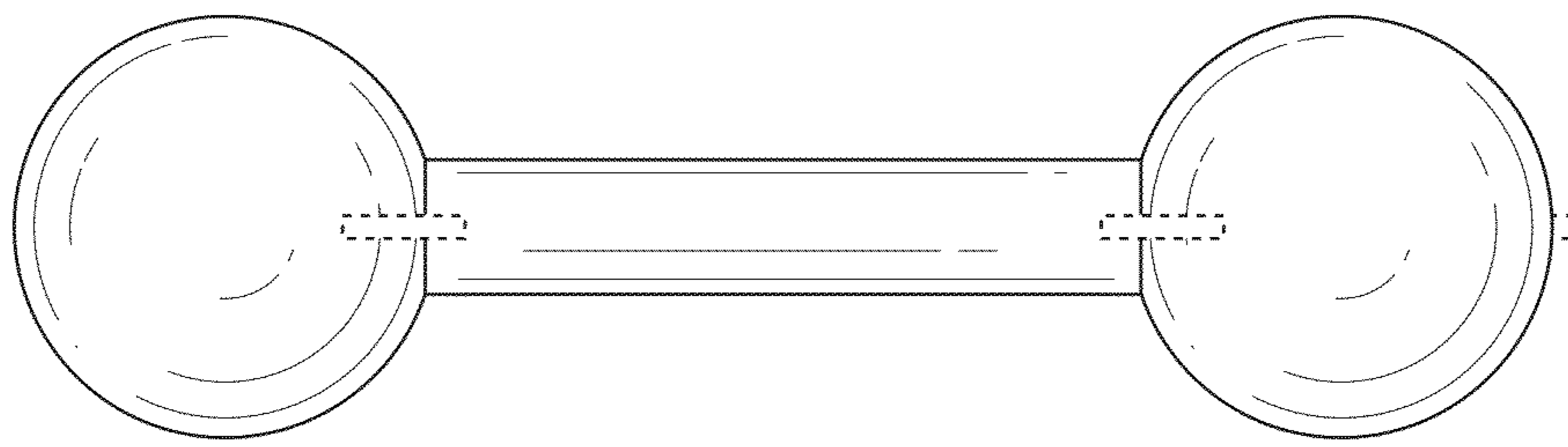




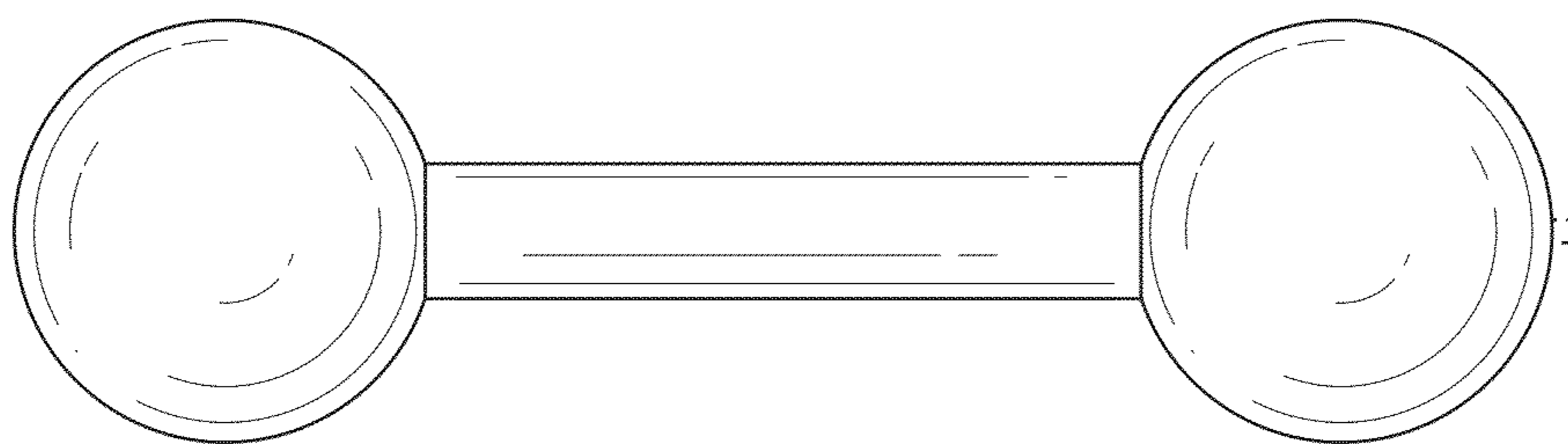
**FIG. 4**



**FIG. 5**



**FIG. 6**



**FIG. 7**