



US00D702656S

(12) **United States Design Patent**  
**Ichio**

(10) **Patent No.:** **US D702,656 S**  
(45) **Date of Patent:** **\*\* Apr. 15, 2014**

(54) **CHARGING CONNECTOR FOR AN AUTOMOBILE**

(75) Inventor: **Toshifumi Ichio**, Yokkaichi (JP)

(73) Assignee: **Sumitomo Wiring Systems, Ltd.**,  
Mie-ken (JP)

(\*\*) Term: **14 Years**

(21) Appl. No.: **29/409,059**

(22) Filed: **Dec. 20, 2011**

(30) **Foreign Application Priority Data**

Jul. 5, 2011 (JP) ..... 2011-015437

(51) **LOC (10) Cl.** ..... **13-03**

(52) **U.S. Cl.**  
USPC ..... **D13/184; D13/174; D13/177**

(58) **Field of Classification Search**

USPC ..... D13/107-110, 118-120, 133, 146, 147,  
D13/152, 154, 156, 158, 169, 170, 171, 173,  
D13/174, 176, 184, 199; 320/103, 104, 105,  
320/107, 108, 109; 439/34, 153, 246, 252,  
439/259, 278, 282, 296, 304, 310, 353, 374,  
439/378-381, 455, 456, 476.1, 483, 519,  
439/527, 532, 533, 597-598, 600, 660, 680,  
439/862, 894; 200/296, 315, 330, 339;  
335/202; 173/2, 170, 171, 176, 178,  
173/217; D8/25, 29.1, 30, 36, 61-69, 352,  
D8/353; D10/106

See application file for complete search history.

(56) **References Cited**

**U.S. PATENT DOCUMENTS**

D328,454 S \* 8/1992 Sorenson et al. .... D13/174  
D341,568 S \* 11/1993 Sorenson et al. .... D13/174

(Continued)

**FOREIGN PATENT DOCUMENTS**

JP 1383009 3/2010  
JP 1398789 10/2010

(Continued)

**OTHER PUBLICATIONS**

Automakers Agree on Common Charging Systems for EVs. GreenPacks.org [online]. Oct. 17, 2011 [retrieved on Nov. 1, 2013]. Retrieved from the Internet: <<http://www.greenpacks.org/2011/10/17/automakers-agree-on-common-charging-systems-for-evs/>>.\*

*Primary Examiner* — Adir Aronovich  
*Assistant Examiner* — Ramzi Almatrahi

(74) *Attorney, Agent, or Firm* — Fish & Richardson P.C.

(57) **CLAIM**

The ornamental design for a charging connector for an automobile, as shown and described.

**DESCRIPTION**

FIG. 1 is a top, front and left side perspective view of a charging connector for an automobile showing my new design;

FIG. 2 is a top, front and right perspective view thereof;

FIG. 3 is a front elevational view thereof;

FIG. 4 is a top plan view thereof;

FIG. 5 is a right side elevational view thereof;

FIG. 6 is an enlarged cross-sectional view taken along line 6-6 in FIG. 3 with the internal structure omitted;

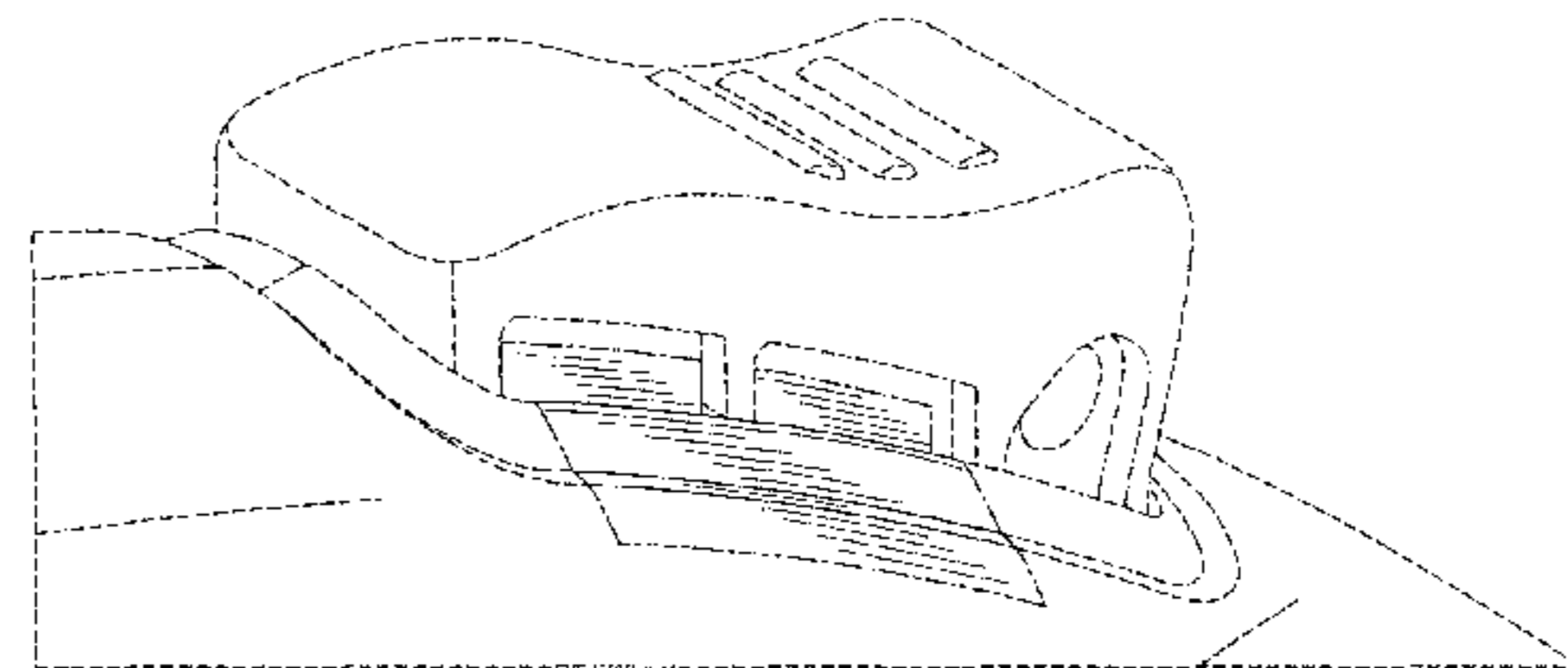
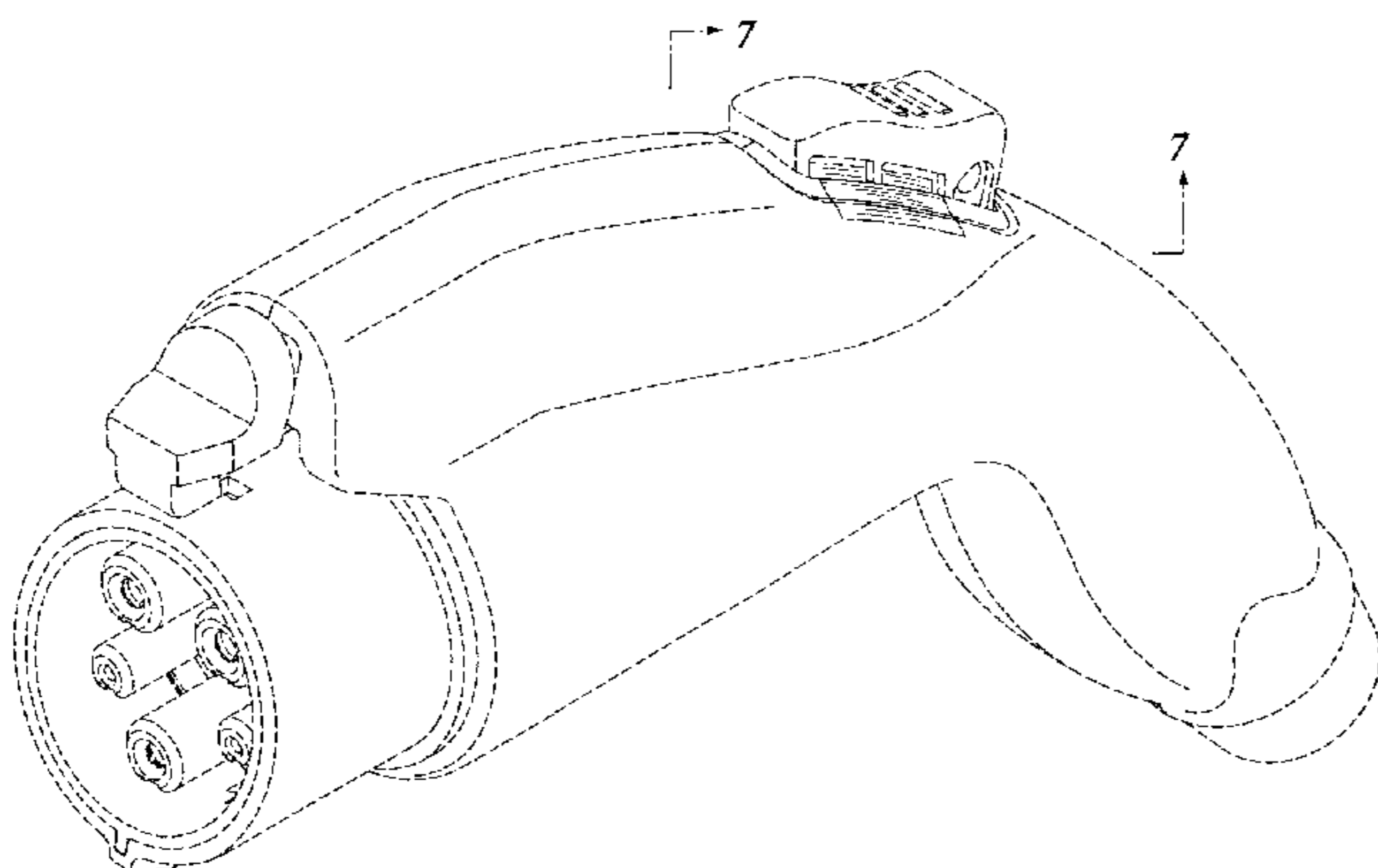
FIG. 7 is an enlarged view of the portion defined by crop lines 7-7 in FIG. 1;

FIG. 8 is an enlarged view of the portion defined by crop lines 8-8 in FIG. 2; and,

FIG. 9 is an enlarged view of the portion defined by crop lines 9-9 in FIG. 3.

The features shown in broken lines in the drawings depict environmental subject matter only and form no part of the claimed design. The dot-dashed lines denote the boundary of the claim, and form no part of the claimed design.

**1 Claim, 9 Drawing Sheets**



(56)

**References Cited**

U.S. PATENT DOCUMENTS

D458,231 S \* 6/2002 Errato ..... D13/169  
D519,469 S \* 4/2006 Sorenson ..... D13/174  
7,055,620 B2 \* 6/2006 Nadig et al. .... 173/2  
D571,176 S \* 6/2008 Albinsson et al. .... D8/69  
D580,248 S \* 11/2008 Rane et al. .... D8/61  
D618,529 S \* 6/2010 Stirm ..... D8/69  
D618,530 S \* 6/2010 Stirm ..... D8/69  
D629,358 S \* 12/2010 Slippy et al. .... D13/133  
D636,334 S \* 4/2011 Kato et al. .... D13/119  
D645,006 S \* 9/2011 Bauer et al. .... D13/174

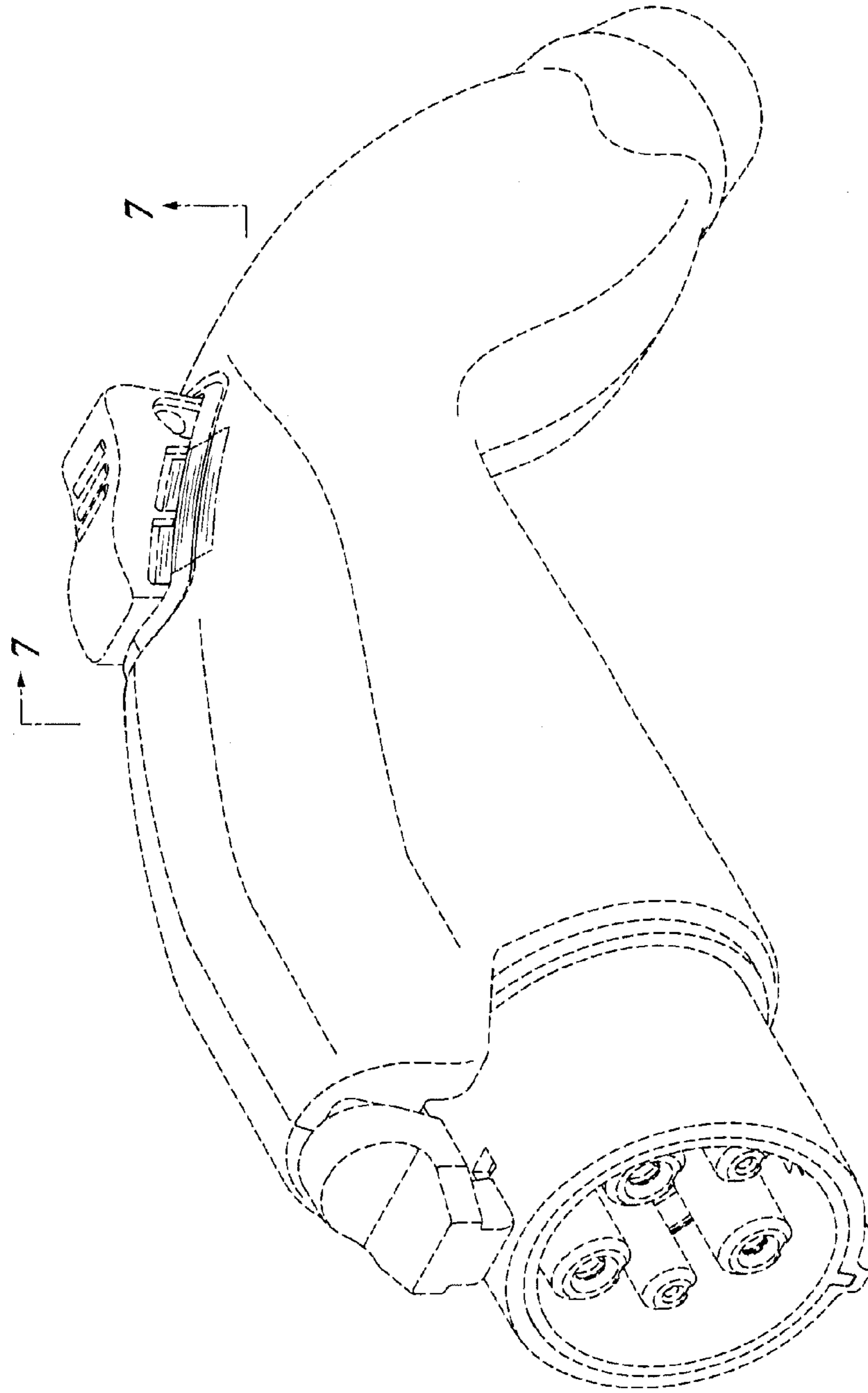
8,152,550 B2 \* 4/2012 Ichio et al. .... 439/304  
D669,033 S \* 10/2012 Senk et al. .... D13/146  
D682,223 S \* 5/2013 Bauer et al. .... D13/174  
8,573,998 B2 \* 11/2013 Ichio ..... 439/358  
8,597,046 B2 \* 12/2013 Osawa et al. .... 439/469  
2012/0202365 A1 \* 8/2012 Ichio ..... 439/131  
2012/0238131 A1 \* 9/2012 Osawa ..... 439/476.1

FOREIGN PATENT DOCUMENTS

JP 1398790 10/2010  
JP 1416347 6/2011

\* cited by examiner

**FIG. 1**



**FIG. 2**

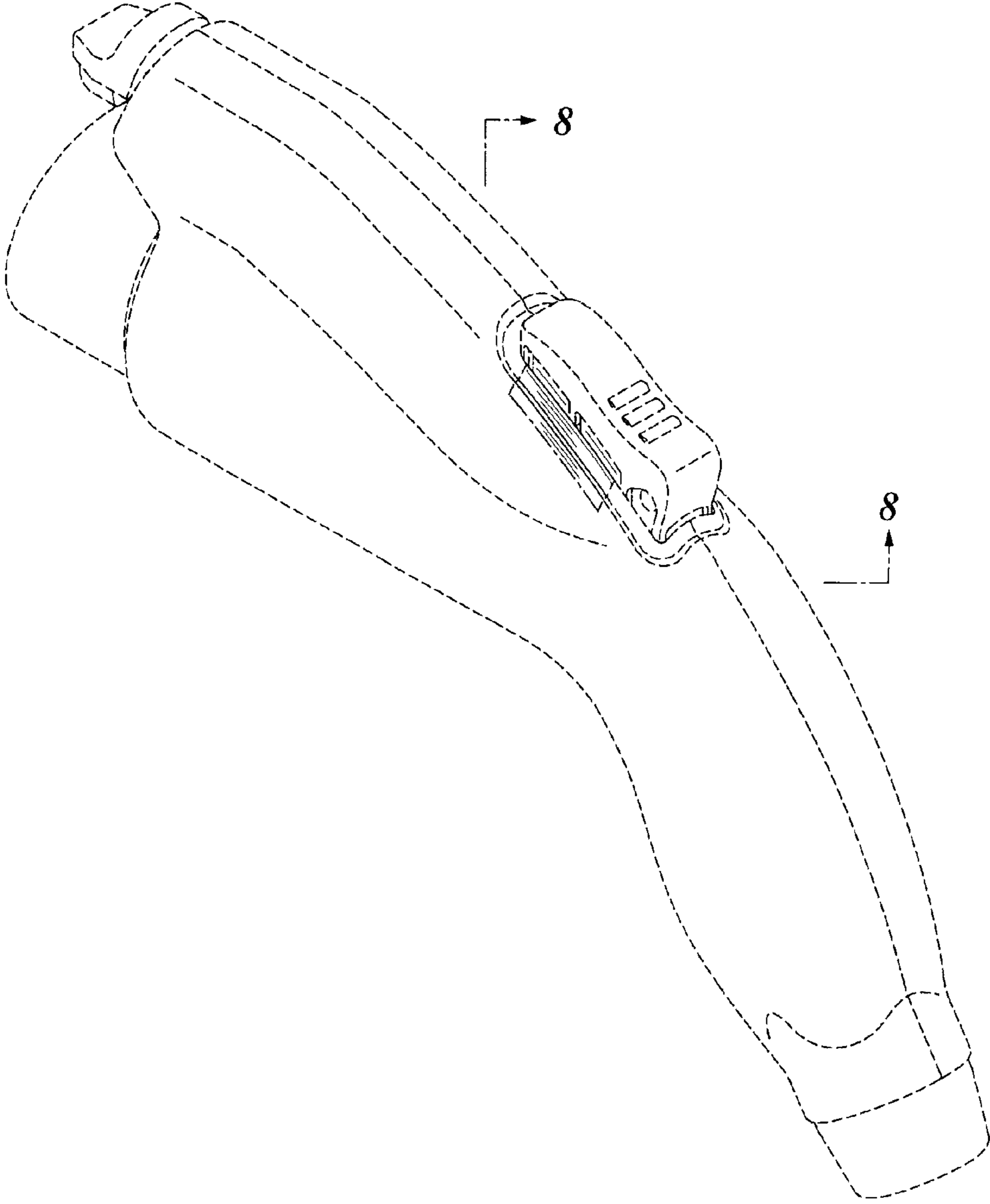
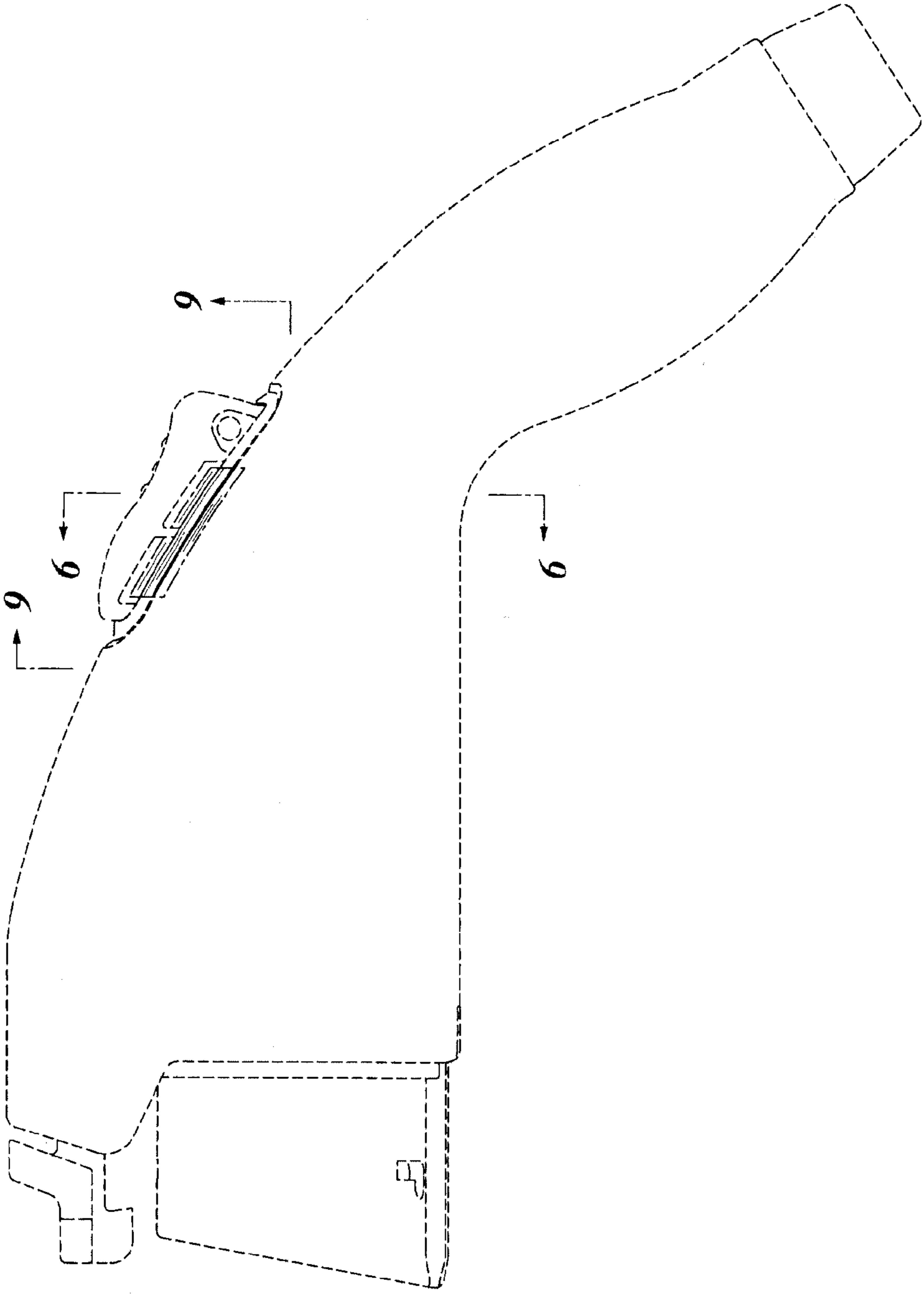
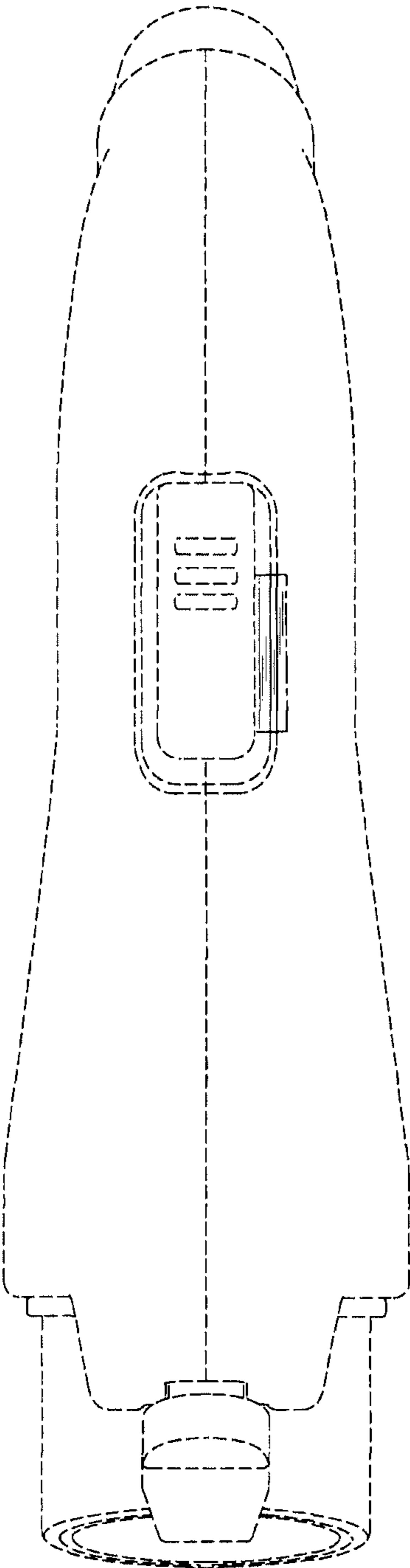


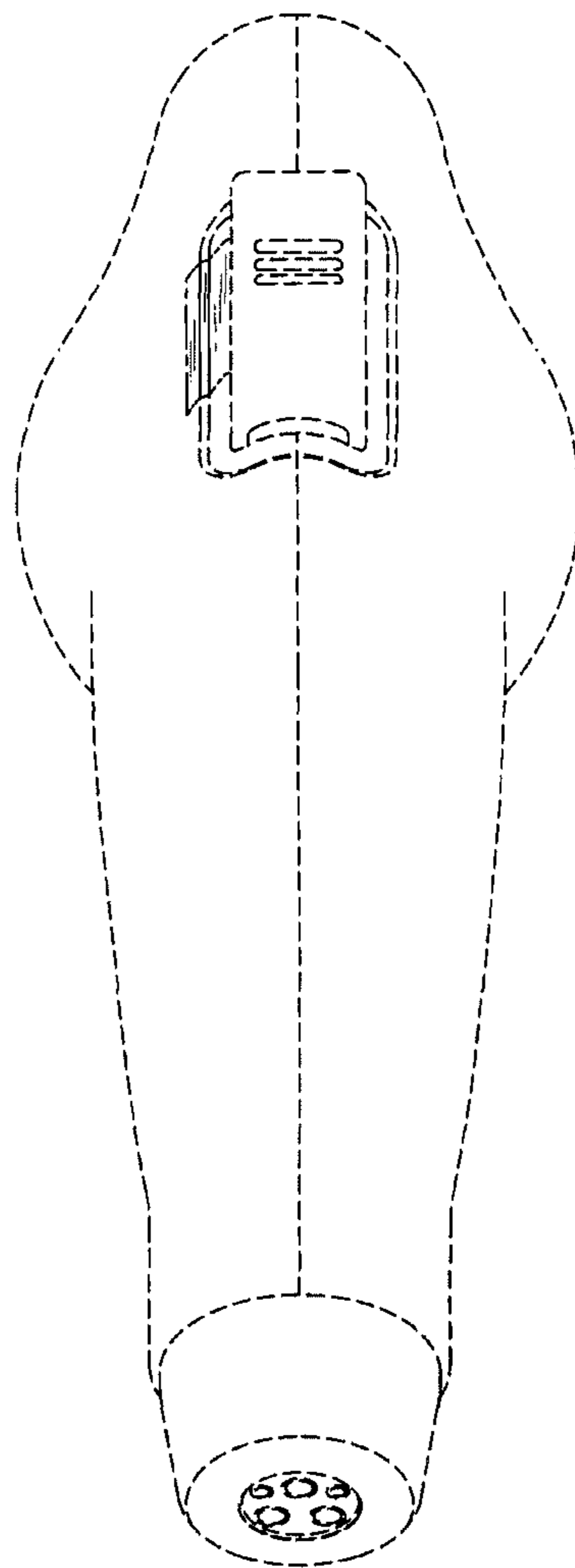
FIG. 3



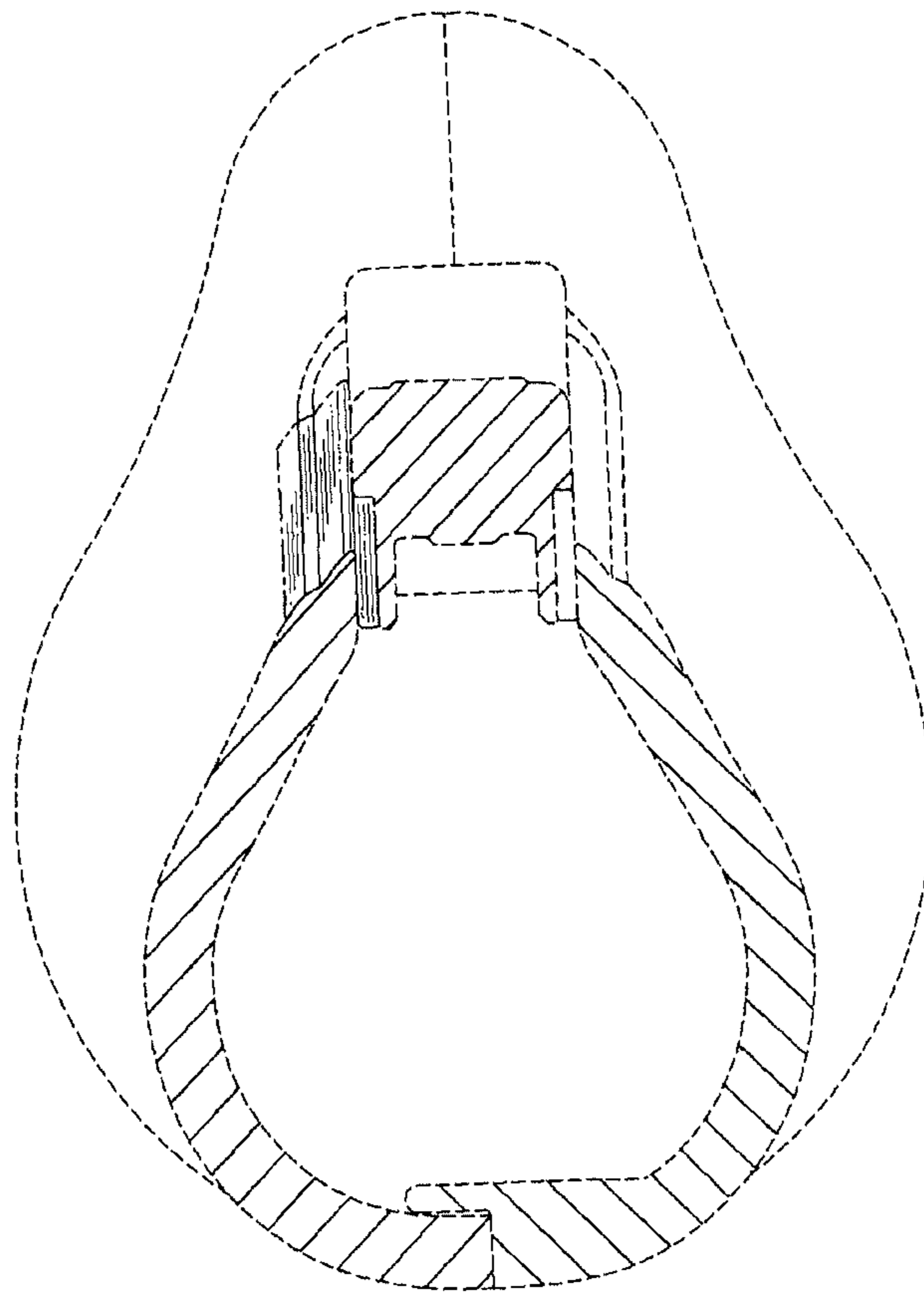
**FIG. 4**



**FIG. 5**

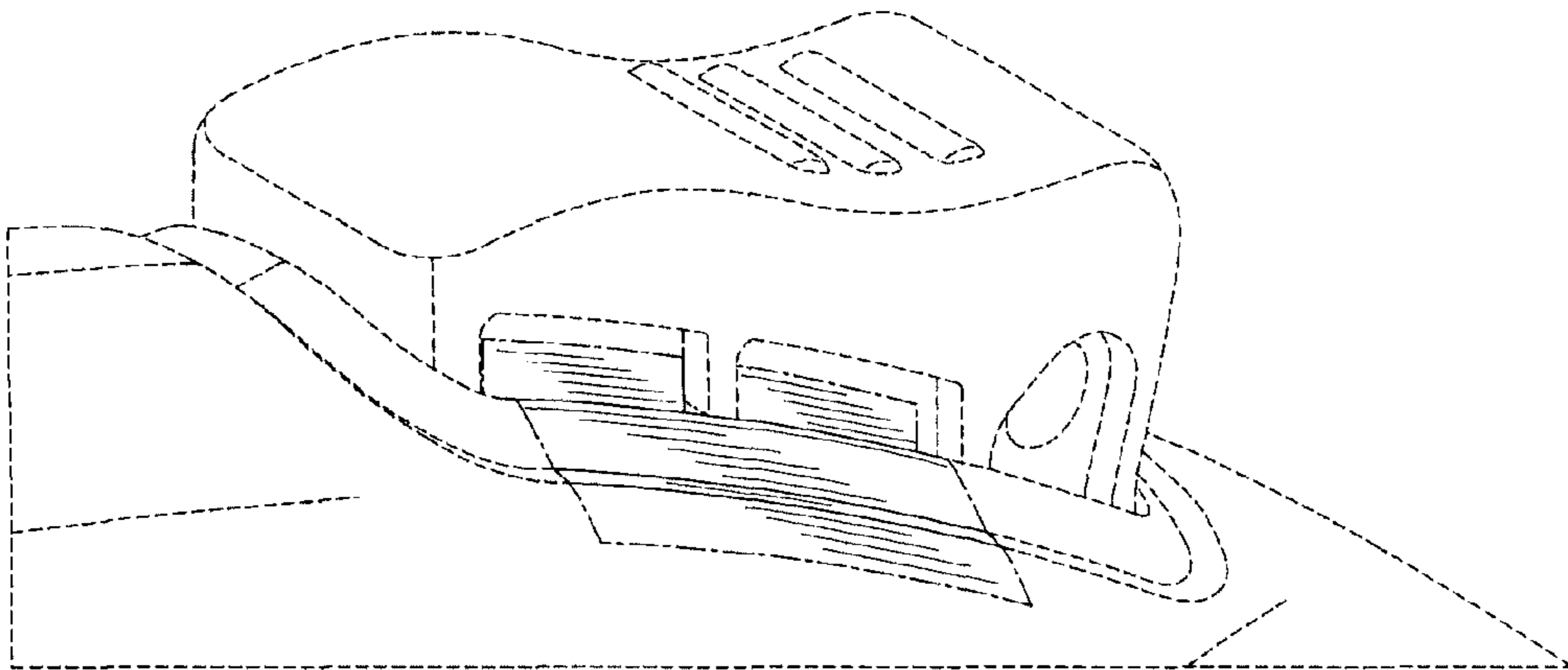


**FIG. 6**

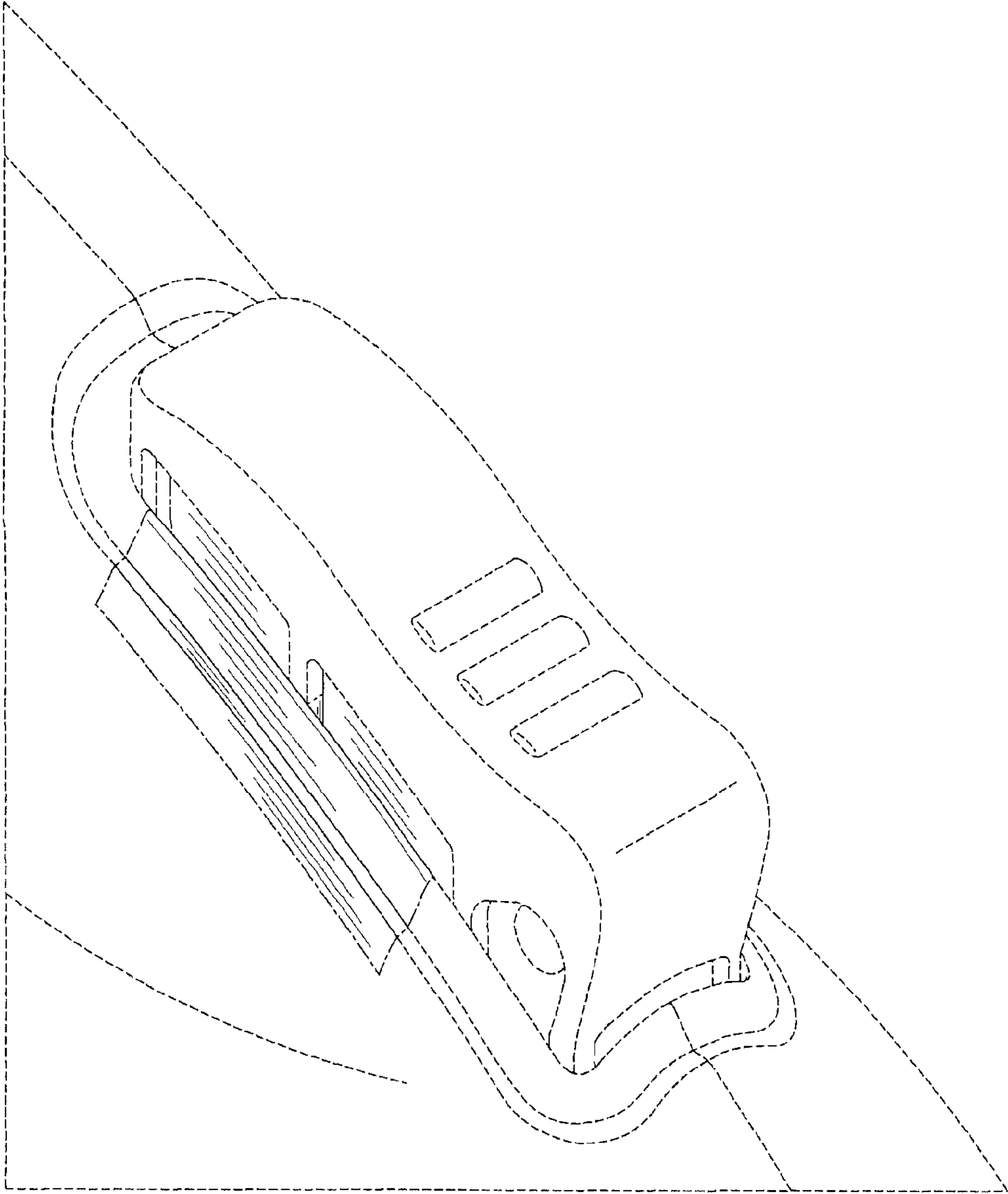




**FIG. 7**



**FIG. 8**



*FIG. 9*

