



US00D702649S

(12) **United States Design Patent**  
**Ichio**

(10) **Patent No.:** **US D702,649 S**  
(45) **Date of Patent:** **\*\* Apr. 15, 2014**

(54) **CHARGING CONNECTOR FOR AN AUTOMOBILE**

(75) Inventor: **Toshifumi Ichio**, Yokkaichi (JP)

(73) Assignee: **Sumitomo Wiring Systems, Ltd.**,  
Mie-ken (JP)

(\*\*) Term: **14 Years**

(21) Appl. No.: **29/409,051**

(22) Filed: **Dec. 20, 2011**

(30) **Foreign Application Priority Data**

Jul. 5, 2011 (JP) ..... 2011-015436

(51) **LOC (10) Cl.** ..... **13-03**

(52) **U.S. Cl.**  
USPC ..... **D13/174; D13/146; D13/147**

(58) **Field of Classification Search**  
USPC ..... D13/107-110, 118-120, 133, 146, 147,  
D13/152, 154, 156, 158, 169, 170, 171, 173,  
D13/174, 176, 184, 199; 320/103, 104, 105,  
320/107, 108, 109; 439/34, 153, 246, 252,  
439/259, 278, 282, 296, 304, 310, 353, 374,  
439/378-381, 455, 456, 476.1, 483, 519,  
439/527, 532, 533, 597-598, 600, 660, 680,  
439/862, 894; 200/296, 315, 330, 339;  
335/202; 173/2, 170, 171, 176, 178,  
173/217; D8/25, 29.1, 30, 36, 61-69, 352,  
D8/353; D10/106  
See application file for complete search history.

(56) **References Cited**

**U.S. PATENT DOCUMENTS**

D328,454 S \* 8/1992 Sorenson et al. .... D13/174  
D341,568 S \* 11/1993 Sorenson et al. .... D13/174  
D458,231 S \* 6/2002 Errato ..... D13/169  
D519,469 S \* 4/2006 Sorenson ..... D13/174

(Continued)

**FOREIGN PATENT DOCUMENTS**

JP 1383009 3/2010  
JP 1398789 10/2010  
JP 1398790 10/2010  
JP 1416347 6/2011

**OTHER PUBLICATIONS**

Automakers Agree on Common Charging Systems for EVs. GreenPacks.org [online]. Oct. 17, 2011 [retrieved on Nov. 1, 2013]. Retrieved from the Internet: <<http://www.greenpacks.org/2011/10/17/automakers-agree-on-common-charging-systems-for-evs/>>.\*

*Primary Examiner* — Adir Aronovich

*Assistant Examiner* — Ramzi Almatrahi

(74) *Attorney, Agent, or Firm* — Fish & Richardson P.C.

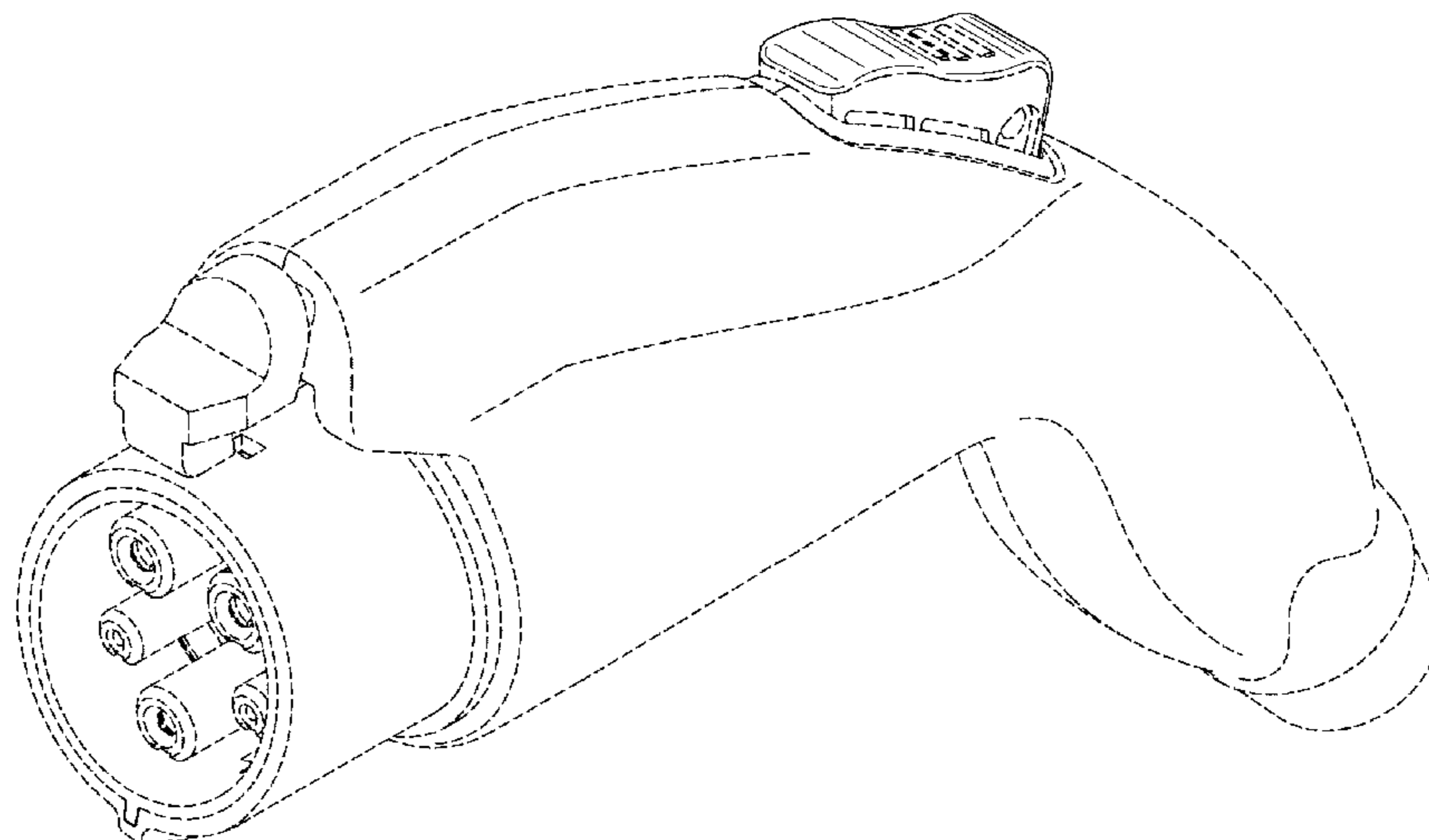
(57) **CLAIM**

The ornamental design for a charging connector for an automobile, as shown and described.

**DESCRIPTION**

FIG. 1 is a top, front and left side perspective view of a charging connector for an automobile showing my new design;  
FIG. 2 is a top, front and right perspective view thereof;  
FIG. 3 is a front elevational view thereof;  
FIG. 4 is a rear elevational view thereof;  
FIG. 5 is a top plan view thereof;  
FIG. 6 is a right side elevational view thereof; and,  
FIG. 7 is an enlarged cross-sectional view taken along line 7-7 in FIG. 3 with the internal structure omitted.  
The features shown in broken lines in the drawings depict environmental subject matter only and form no part of the claimed design. The dot-dashed lines denote the boundary of the claim, and form no part of the claimed design.

**1 Claim, 7 Drawing Sheets**



(56)

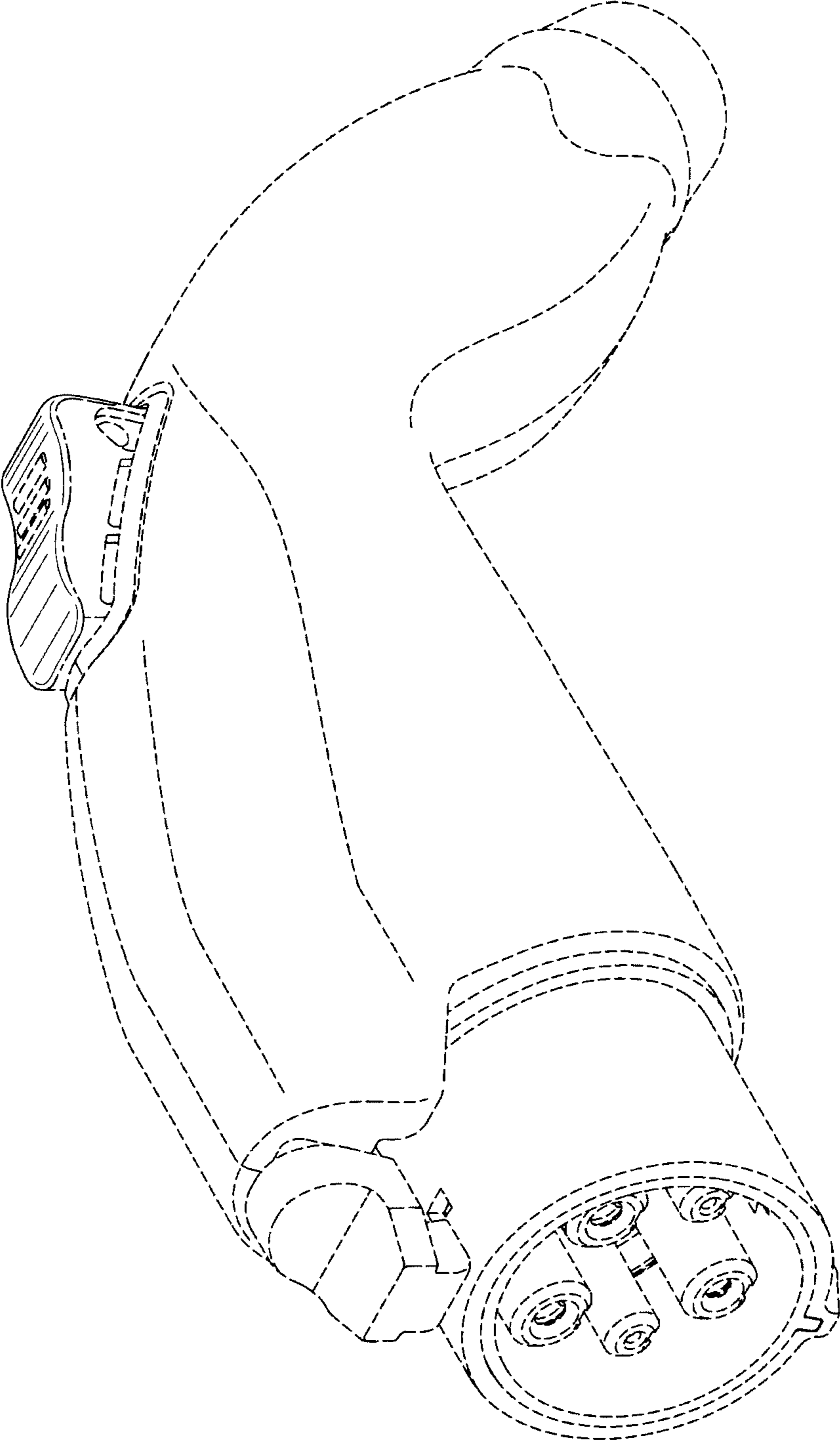
**References Cited**

U.S. PATENT DOCUMENTS

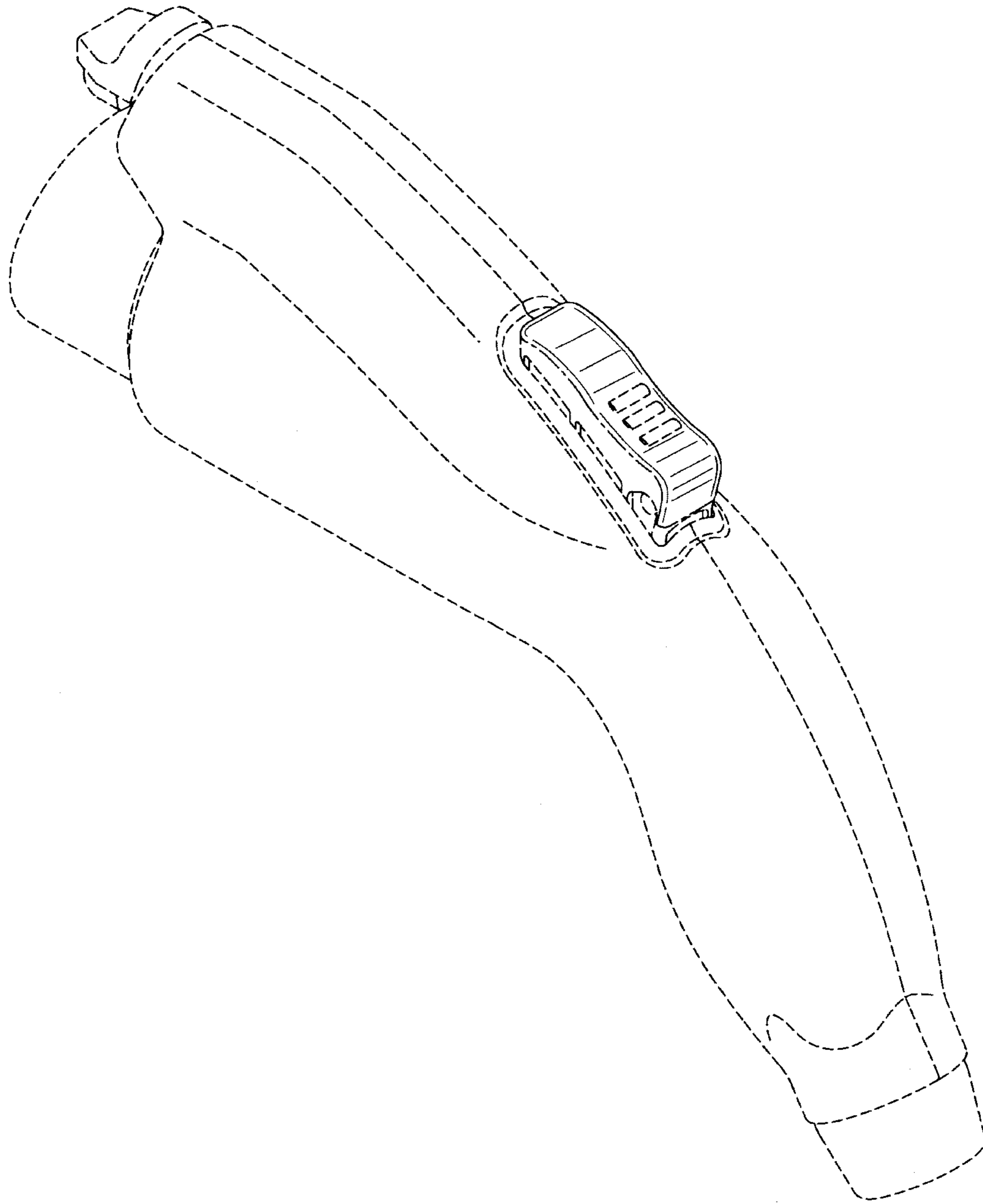
7,055,620	B2 *	6/2006	Nadig et al. ....	173/2	D636,334	S *	4/2011	Kato et al. ....	D13/119
D571,176	S *	6/2008	Albinsson et al. ....	D8/69	D645,006	S *	9/2011	Bauer et al. ....	D13/174
D580,248	S *	11/2008	Rane et al. ....	D8/61	8,152,550	B2 *	4/2012	Ichio et al. ....	439/304
D618,529	S *	6/2010	Stirm ....	D8/69	D669,033	S *	10/2012	Senk et al. ....	D13/146
D618,530	S *	6/2010	Stirm ....	D8/69	D682,223	S *	5/2013	Bauer et al. ....	D13/174
D629,358	S *	12/2010	Slippy et al. ....	D13/133	8,573,998	B2 *	11/2013	Ichio ....	439/358
					8,597,046	B2 *	12/2013	Osawa et al. ....	439/469
					2012/0202365	A1 *	8/2012	Ichio ....	439/131
					2012/0238131	A1 *	9/2012	Osawa ....	439/476.1

\* cited by examiner

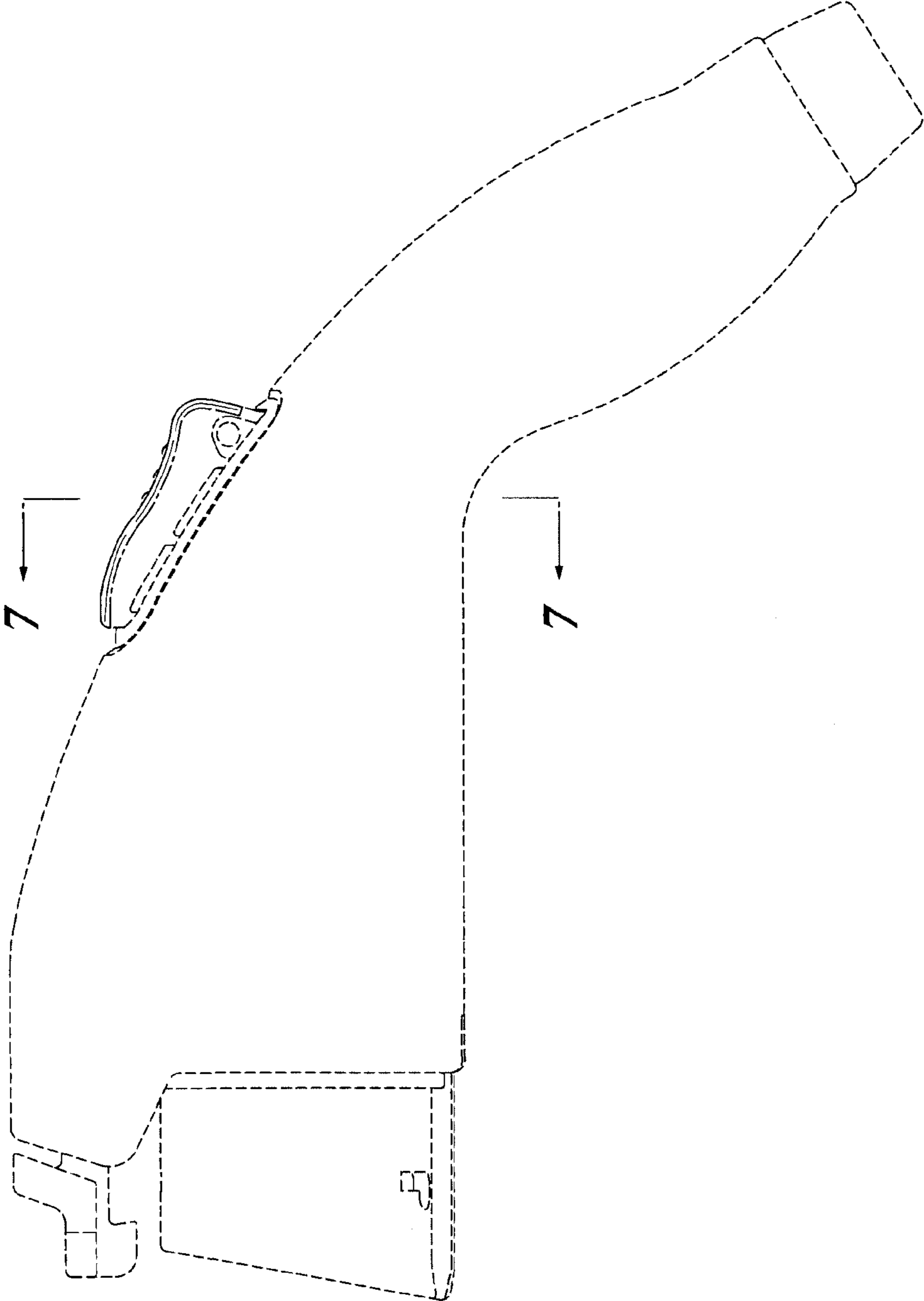
**FIG. 1**



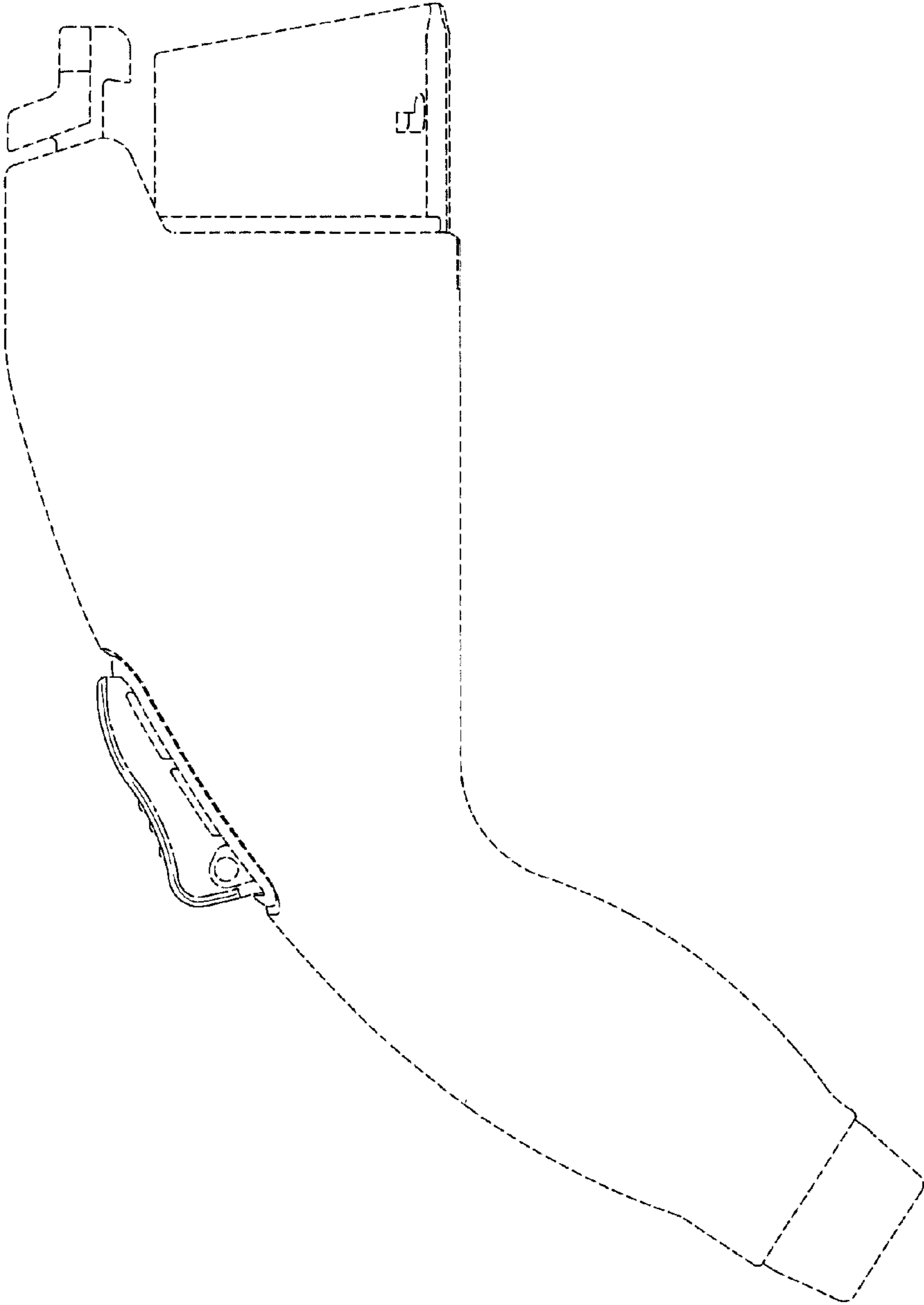
**FIG. 2**



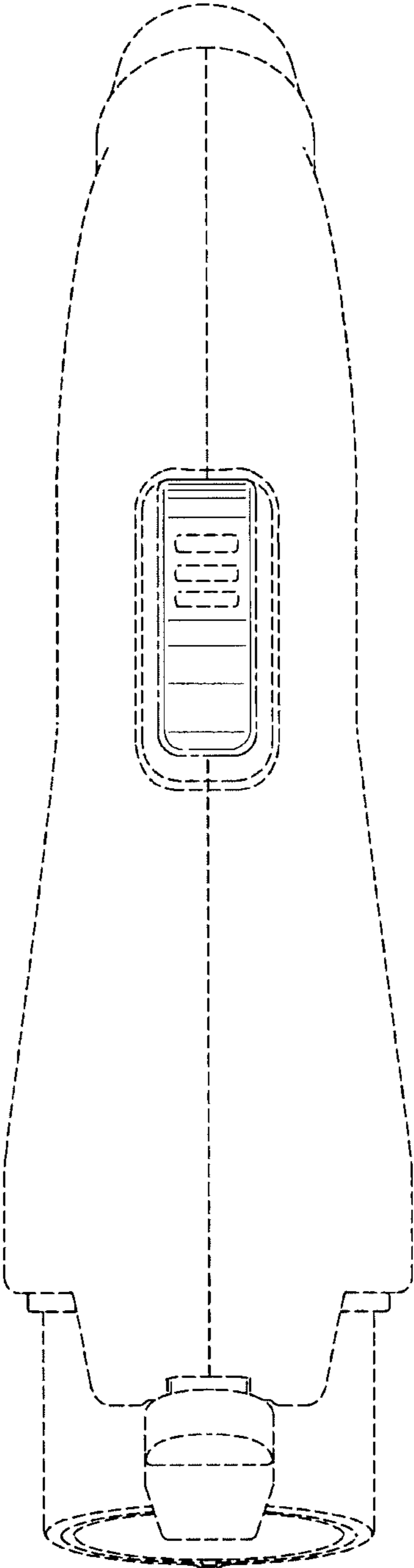
**FIG. 3**



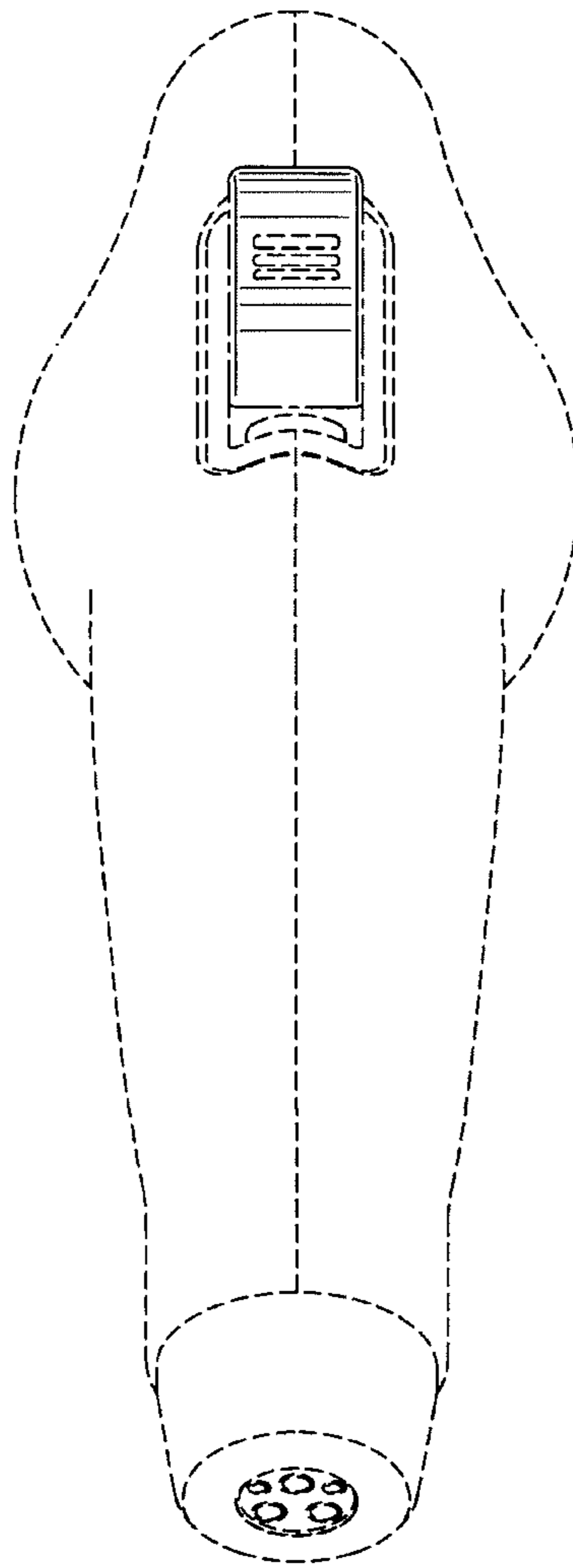
**FIG. 4**



**FIG. 5**



**FIG. 6**





**FIG. 7**

