



US00D702627S

(12) **United States Design Patent**
Raatikainen et al.

(10) **Patent No.:** **US D702,627 S**

(45) **Date of Patent:** **** Apr. 15, 2014**

(54) **TIRE TREAD**

152/209.1–209.9, 209.11–209.19,
152/209.21–209.28, 455

(71) Applicants: **Jouni Juhani Raatikainen**, Lempäälä (FI); **Henri Sakari Kossi**, Nokia (FI); **Mikko Valtteri Sironen**, Tampere (FI); **Mikko Tapani Väänänen**, Nokia (FI); **Marko Christer Johannes Ylitolva**, Nokia (FI)

See application file for complete search history.

(56) **References Cited**

U.S. PATENT DOCUMENTS

D455,379	S	*	4/2002	Guspodin	D12/584
D458,212	S	*	6/2002	Guspodin	D12/582
D471,859	S	*	3/2003	Fukunaga et al.	D12/584
D471,860	S	*	3/2003	Murata	D12/584
D478,040	S	*	8/2003	Hino	D12/583
D603,786	S	*	11/2009	Marella	D12/584
D609,168	S	*	2/2010	Ohashi	D12/583
D611,402	S	*	3/2010	Lee	D12/584
D668,600	S	*	10/2012	Pingenat et al.	D12/584

* cited by examiner

Primary Examiner — Stacia Cadmus

(74) *Attorney, Agent, or Firm* — Thompson Hine L.L.P.

(72) Inventors: **Jouni Juhani Raatikainen**, Lempäälä (FI); **Henri Sakari Kossi**, Nokia (FI); **Mikko Valtteri Sironen**, Tampere (FI); **Mikko Tapani Väänänen**, Nokia (FI); **Marko Christer Johannes Ylitolva**, Nokia (FI)

(73) Assignee: **Black Donuts Engineering Oy** (FI)

(**) Term: **14 Years**

(57) **CLAIM**

The ornamental design for tire tread, as shown and described.

(21) Appl. No.: **29/452,946**

DESCRIPTION

(22) Filed: **Apr. 23, 2013**

(30) **Foreign Application Priority Data**

Oct. 25, 2012 (EM) 002124768-0002



(51) **LOC (10) Cl.** **12-15**

(52) **U.S. Cl.**
USPC **D12/584**

(58) **Field of Classification Search**
USPC D12/568–603, 547–549, 900–901;

FIG. 1 is a perspective view of the design;
FIG. 2 is a front view of the design of FIG. 1;
FIG. 3 is a side view of a first side of the design of FIG. 1;
FIG. 4 is a side view of a second side of the design of FIG. 1;
and,
FIG. 5 is a detail view of a portion of FIG. 2.
The dashed lines are for illustrative purposes only and do not constitute any part of the claimed designed.

1 Claim, 5 Drawing Sheets



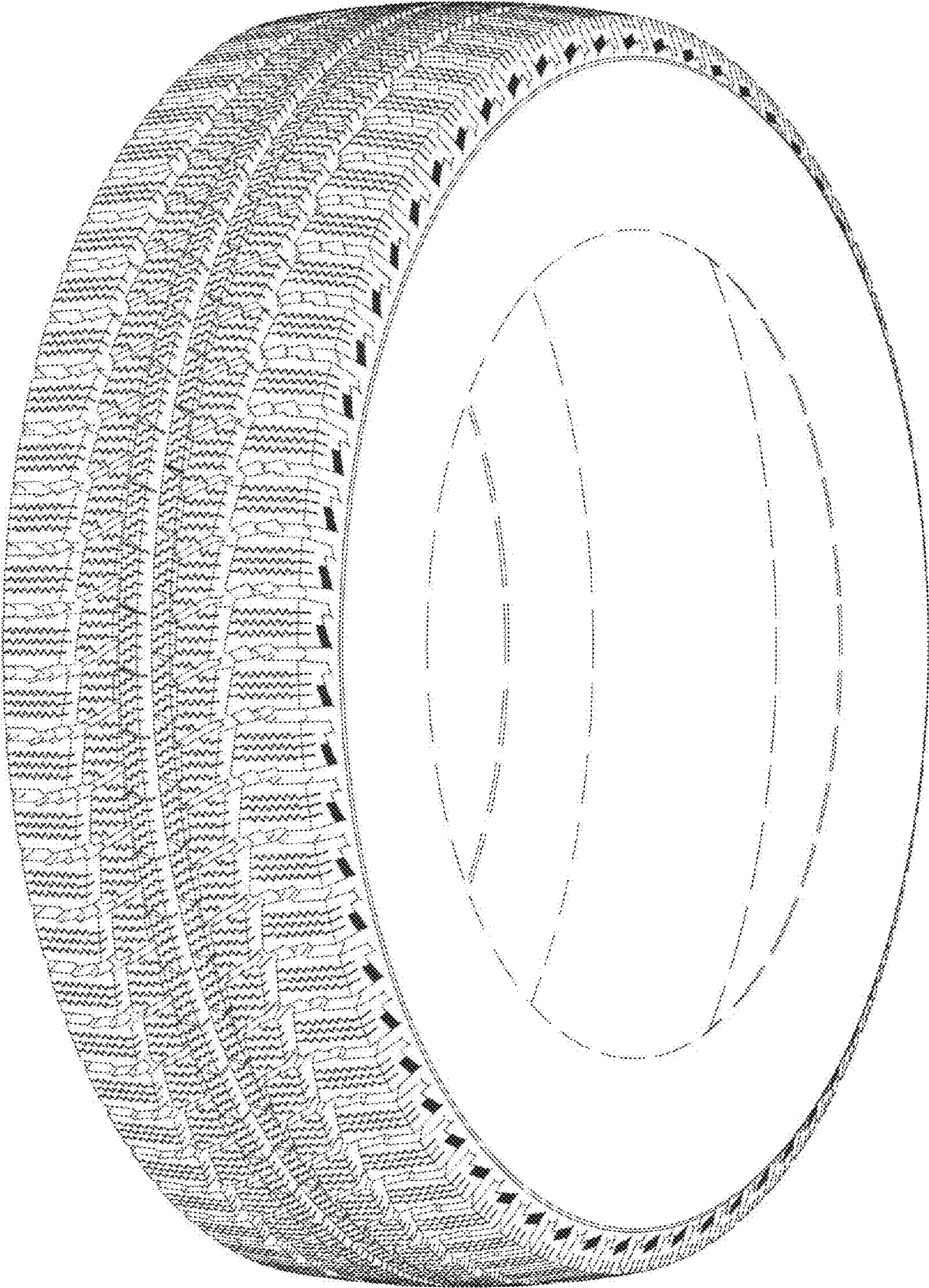


FIG. 1




FIG. 2




FIG. 3

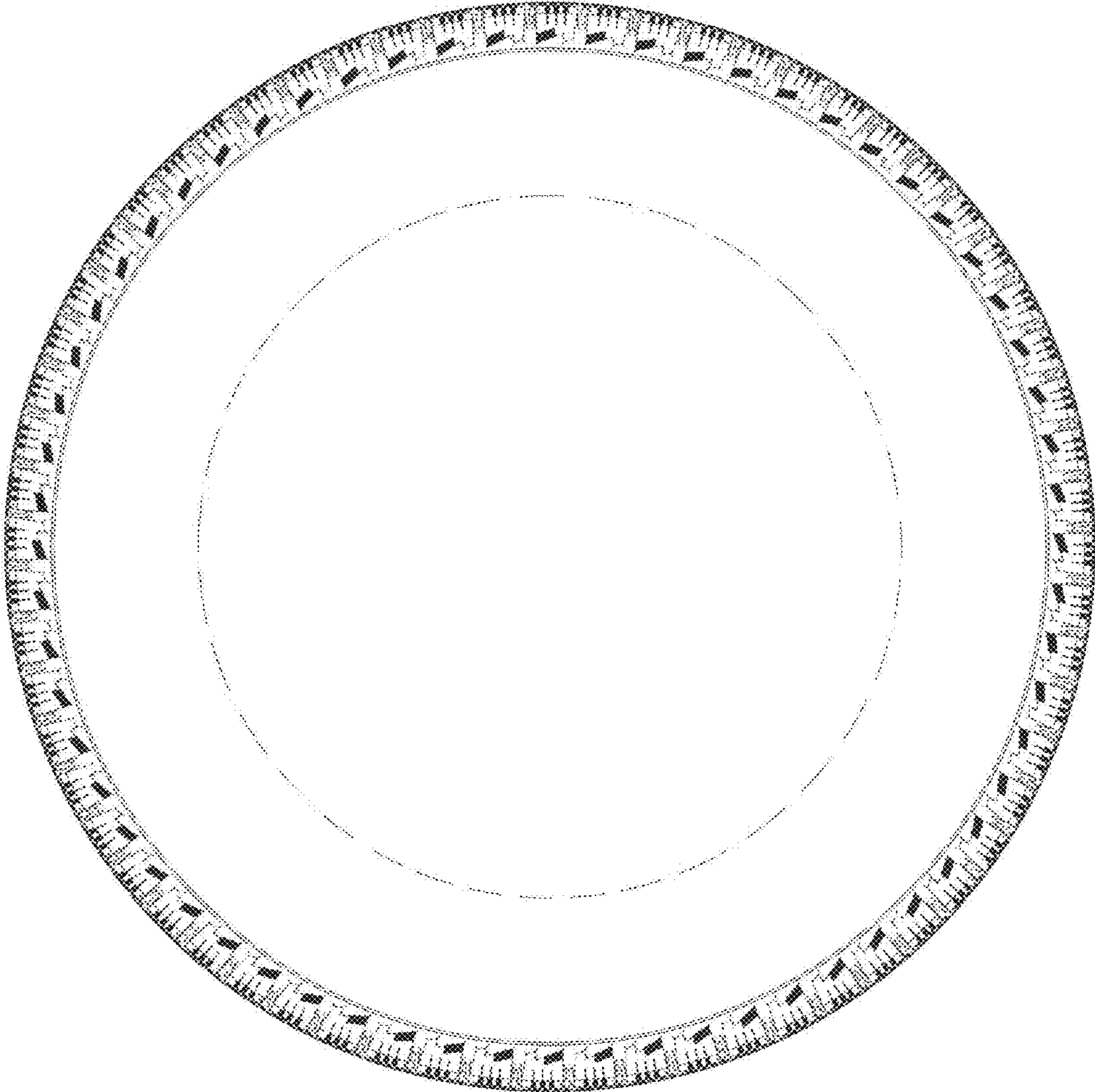


FIG. 4




FIG. 5