



US00D702612S

(12) **United States Design Patent**
Borkert

(10) **Patent No.:** **US D702,612 S**
(45) **Date of Patent:** **** Apr. 15, 2014**

(54) **MIRROR FOR A MOTOR VEHICLE**

(71) Applicant: **Dr. Ing. h.c. F. Porsche**
Aktiengesellschaft, Stuttgart (DE)

(72) Inventor: **Mitja Borkert, Stuttgart (DE)**

(73) Assignee: **Dr. Ing. h.c. F. Porsche**
Aktiengesellschaft, Stuttgart (DE)

(**) Term: **14 Years**

(21) Appl. No.: **29/461,331**

(22) Filed: **Jul. 22, 2013**

(51) **LOC (10) Cl.** **12-16**

(52) **U.S. Cl.**
USPC **D12/187**

(58) **Field of Classification Search**
USPC D12/187-189, 96; D6/300, 309;
359/838, 841, 843, 844, 868, 871, 872,
359/604, 881, 514, 866; 248/479-483,
248/475.1

See application file for complete search history.

(56) **References Cited**

U.S. PATENT DOCUMENTS

D609,151 S * 2/2010 Kouchi et al. D12/187
D612,311 S * 3/2010 Weil D12/187

D625,674 S * 10/2010 Majdandzic D12/187
D636,311 S * 4/2011 Faghihzadeh D12/187
D654,003 S * 2/2012 Kuo D12/187
2006/0050423 A1 * 3/2006 Secanu et al. 359/871

* cited by examiner

Primary Examiner — Katrina A Betton

(74) *Attorney, Agent, or Firm* — RatnerPrestia

(57) **CLAIM**

The ornamental design for a mirror for a motor vehicle, as shown and described.

DESCRIPTION

FIG. 1 is a perspective view of a mirror for a motor vehicle; FIG. 2 is a front elevation view thereof; FIG. 3 is a rear elevation view thereof; FIG. 4 is an elevation view thereof from the left side; FIG. 5 is an elevation view thereof from the right side; FIG. 6 is a top plan view thereof; and, FIG. 7 is a bottom plan view thereof.

The features that are shown in broken lines are for illustration only and form no part of the claimed design.

1 Claim, 4 Drawing Sheets





Figure 1




Figure 2




Figure 3




Figure 4




Figure 5




Figure 6

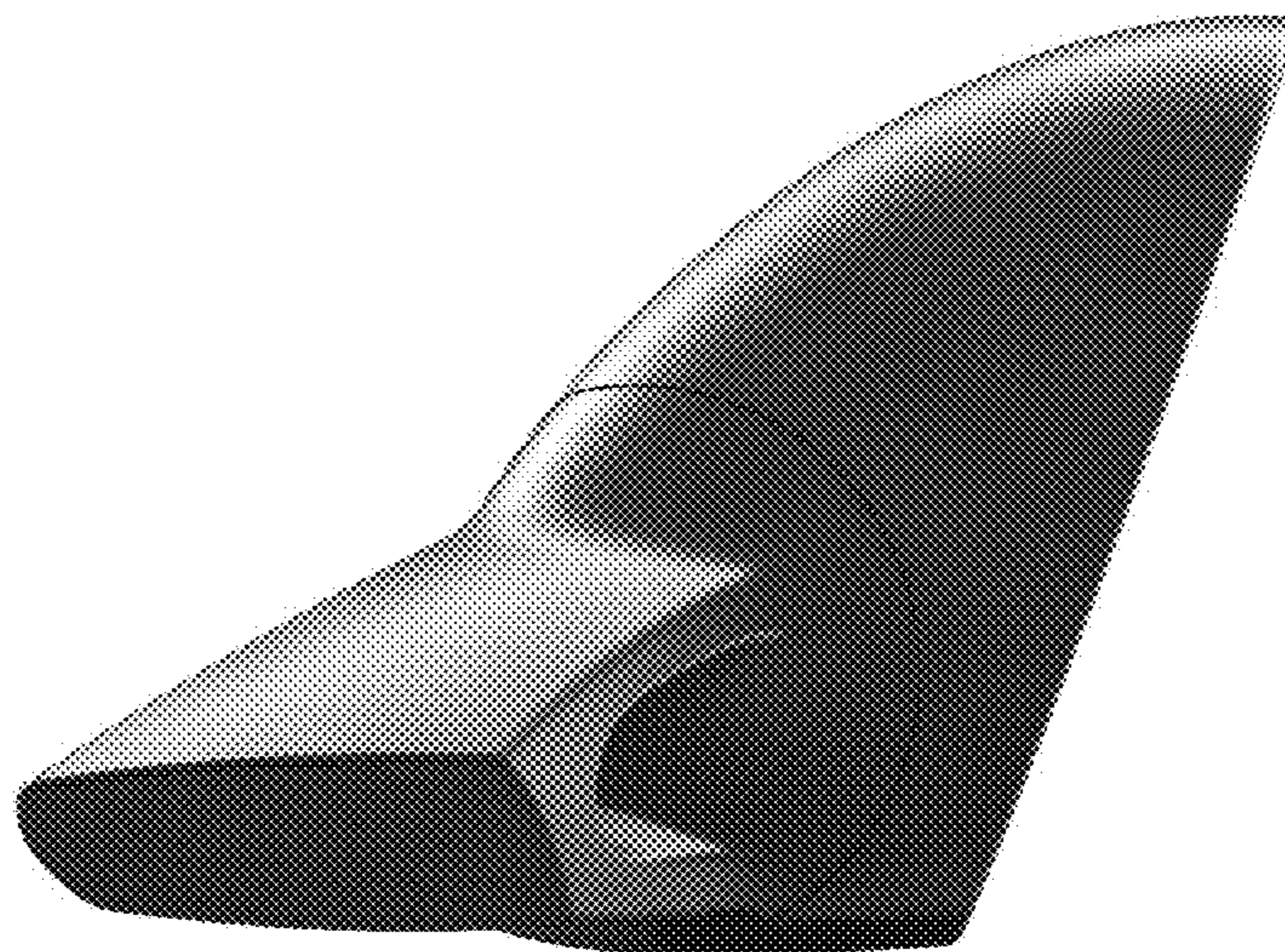


Figure 7