

US00D702609S

(12) **United States Design Patent**
Hovind et al.

(10) **Patent No.:** **US D702,609 S**
(45) **Date of Patent:** **** Apr. 15, 2014**

(54) **HOOD MIRROR**

(71) Applicants: **Steven H. Hovind**, Bellevue, WA (US);
Wallace A. Peltola, Sammamish, WA
(US); **Robert M. Fanska**, Lewisville,
TX (US)

(72) Inventors: **Steven H. Hovind**, Bellevue, WA (US);
Wallace A. Peltola, Sammamish, WA
(US); **Robert M. Fanska**, Lewisville,
TX (US)

(73) Assignee: **PACCAR Inc**, Bellevue, WA (US)

(**) Term: **14 Years**

(21) Appl. No.: **29/449,484**

(22) Filed: **Mar. 15, 2013**

(51) **LOC (10) Cl.** **12-16**

(52) **U.S. Cl.**
USPC **D12/187**

(58) **Field of Classification Search**
USPC D12/187-189, 96; D6/300, 309;
359/838, 841, 843, 844, 868, 871, 872,
359/604, 881, 514, 866; 248/479-483,
248/475.1

See application file for complete search history.

(56) **References Cited**

U.S. PATENT DOCUMENTS

4,730,913	A *	3/1988	Boothe	359/881
D299,020	S *	12/1988	Saito	D12/187
5,798,882	A *	8/1998	Lang	359/872
D427,127	S *	6/2000	Horowitz	D12/187
D457,114	S *	5/2002	Lang et al.	D12/187
D505,897	S *	6/2005	Wade	D12/188
D575,709	S *	8/2008	Scott	D12/187
D580,839	S *	11/2008	Moran	D12/187
D581,334	S *	11/2008	Courbon et al.	D12/187
7,572,020	B2 *	8/2009	Henion	359/876
2003/0223134	A1 *	12/2003	Home et al.	359/841
2005/0200988	A1 *	9/2005	Olijnyk et al.	359/877
2006/0103957	A1 *	5/2006	Olijnyk et al.	359/872

OTHER PUBLICATIONS

“AG130 Front Air Suspension,” Kenworth Truck Company, Kirkland, Washington, 2008, 2-page brochure.

“Kenworth Truck Models,” Kenworth Truck Company, Kirkland, Washington, 2010, 16-page brochure.

“T2000,” Kenworth Truck Company, Kirkland, Washington, 2002, 20-page brochure.

“T2000,” Kenworth Truck Company, Kirkland, Washington, 2005, 20-page brochure.

* cited by examiner

Primary Examiner — Katrina A Betton

(74) *Attorney, Agent, or Firm* — Christensen O’Connor Johnson Kindness PLLC

(57) **CLAIM**

The ornamental design for a hood mirror, as shown and described.

DESCRIPTION

FIG. 1 is a front perspective view of a hood mirror according to our new design;

FIG. 2 is a front elevational view of the hood mirror of FIG. 1;

FIG. 3 is a rear elevational view of the hood mirror of FIG. 1;

FIG. 4 is a right side elevational view of the hood mirror of FIG. 1;

FIG. 5 is a left side elevational view of the hood mirror of FIG. 1;

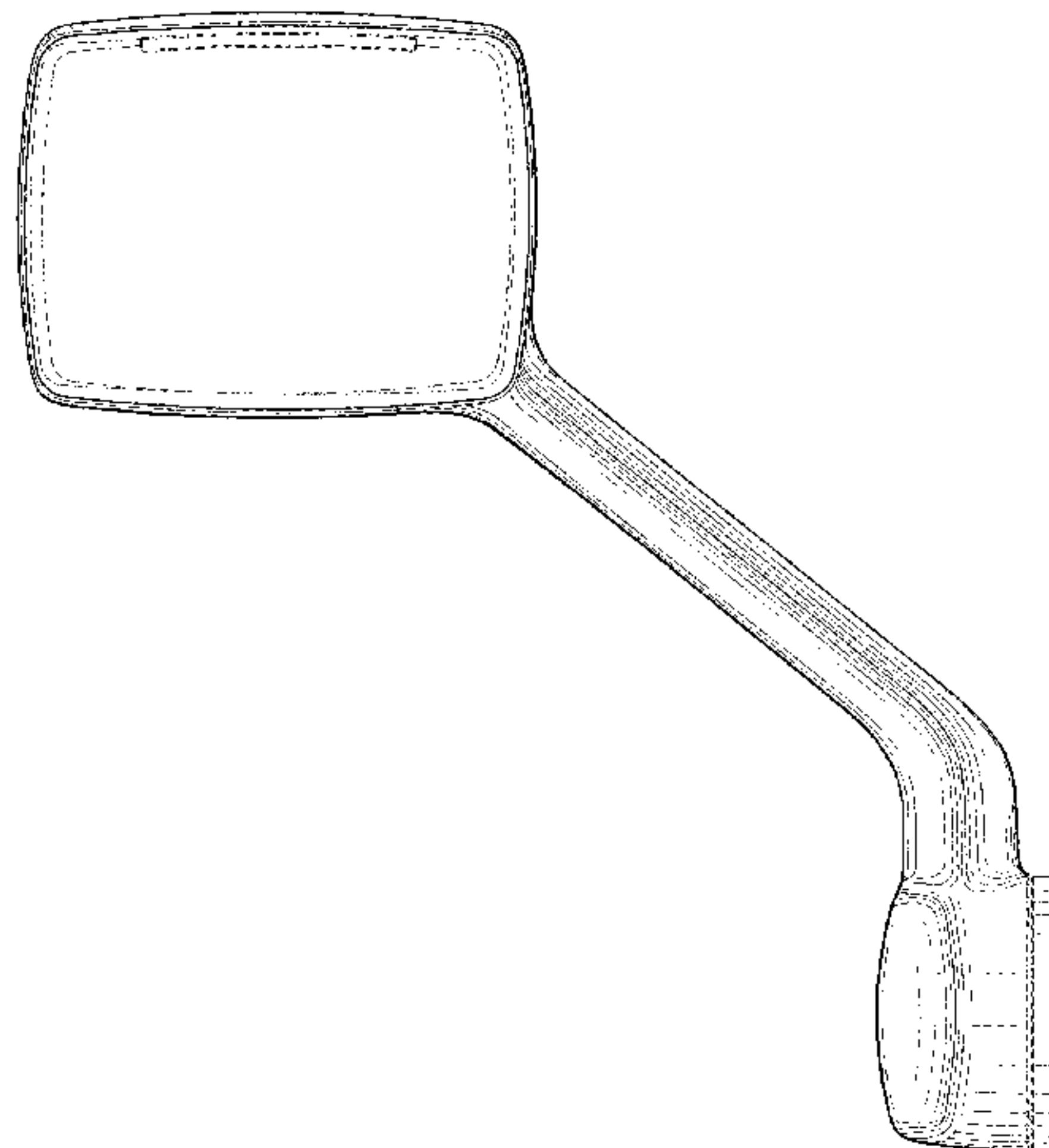
FIG. 6 is a top plan view of the hood mirror of FIG. 1; and,

FIG. 7 is a bottom plan view of the hood mirror of FIG. 1.

FIGS. 1-7 illustrate a first embodiment of our novel design suitable for use on the left side of a vehicle. Our novel design also includes a second embodiment suitable for use on the right side of a vehicle, which is mirrored symmetrical to FIGS. 1-7 and therefore not separately illustrated.

The broken lines shown in the drawings illustrate portions of the hood mirror that form no part of the claimed design.

1 Claim, 5 Drawing Sheets



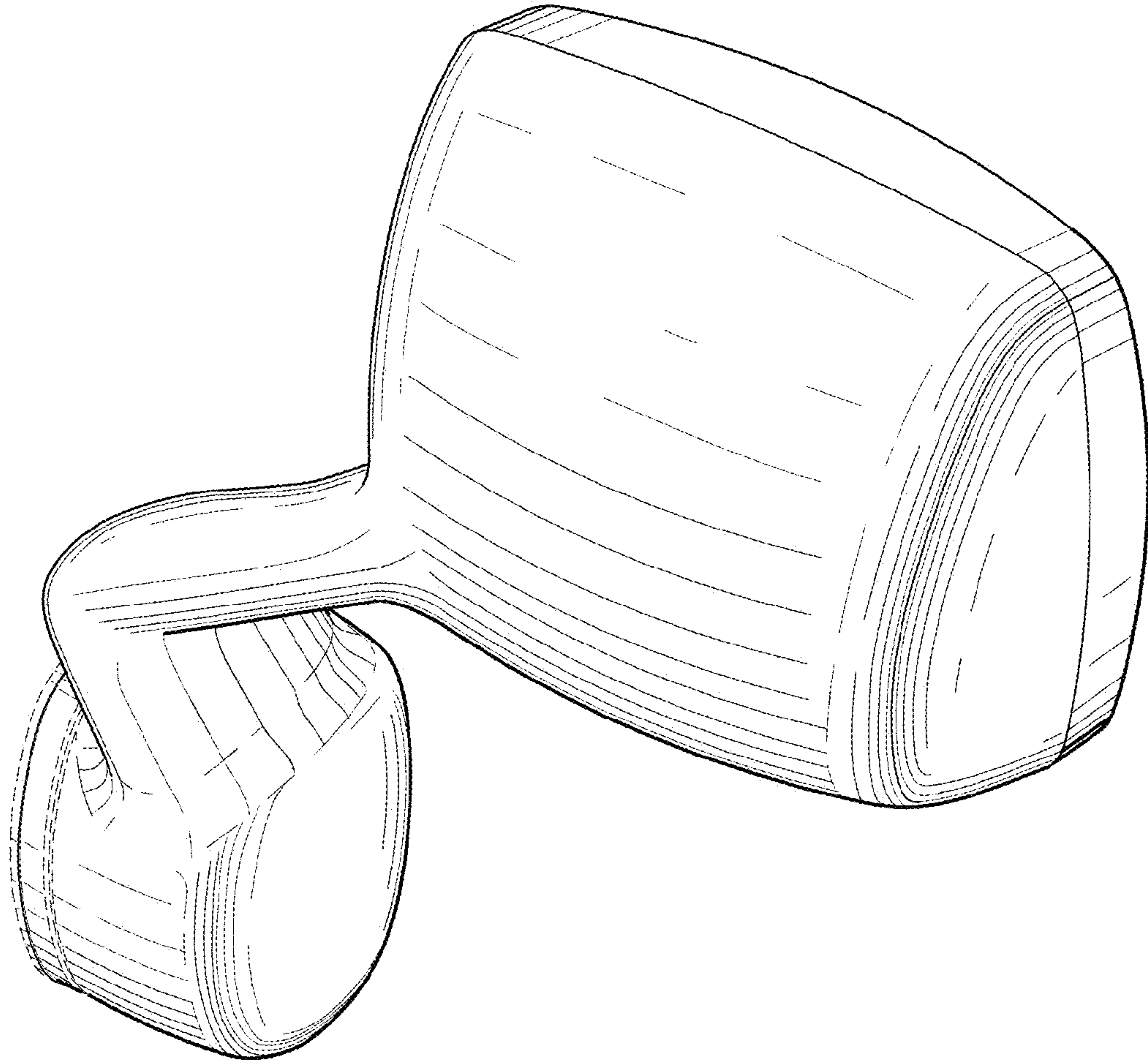


Fig. 1.

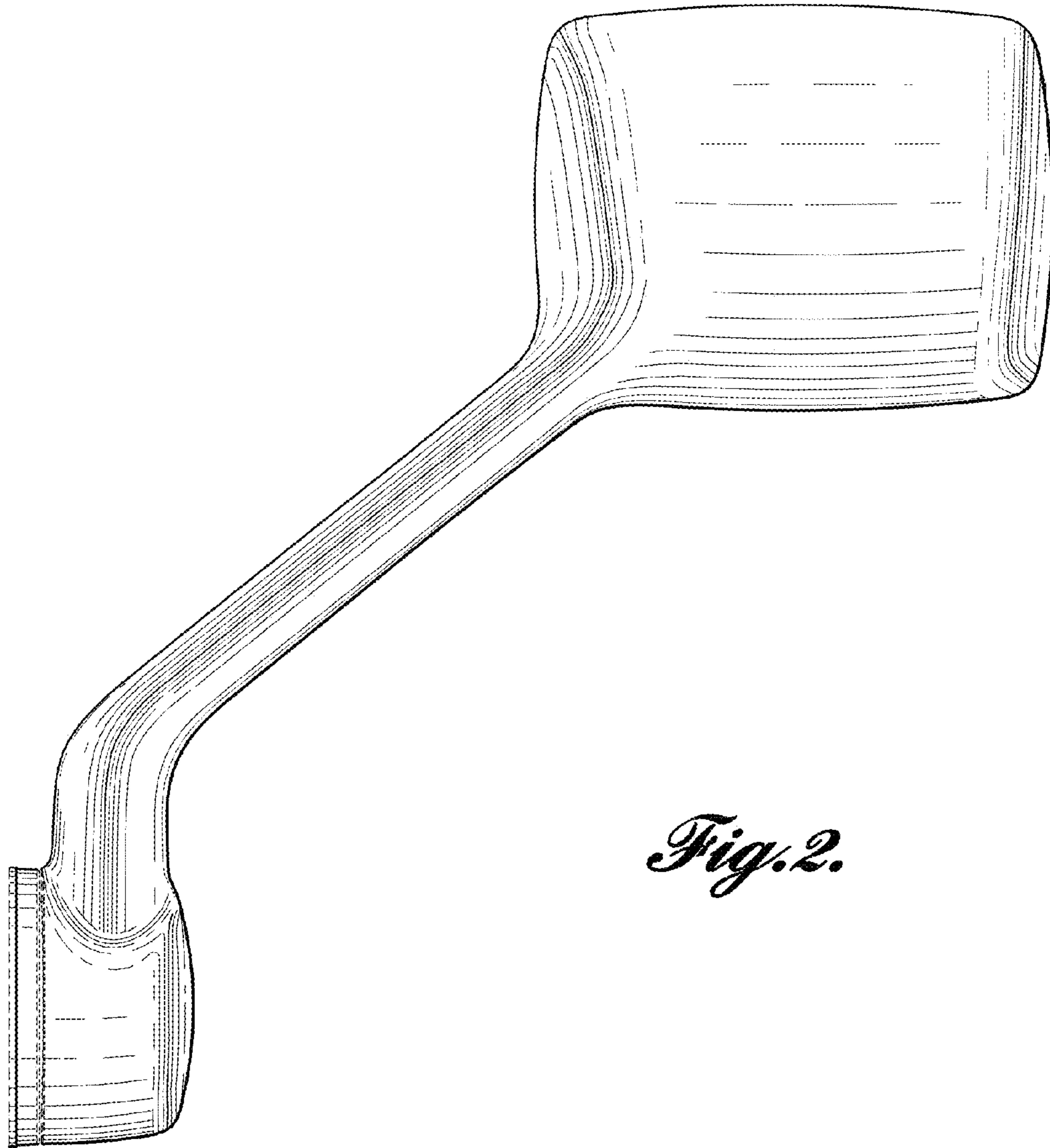


Fig. 2.

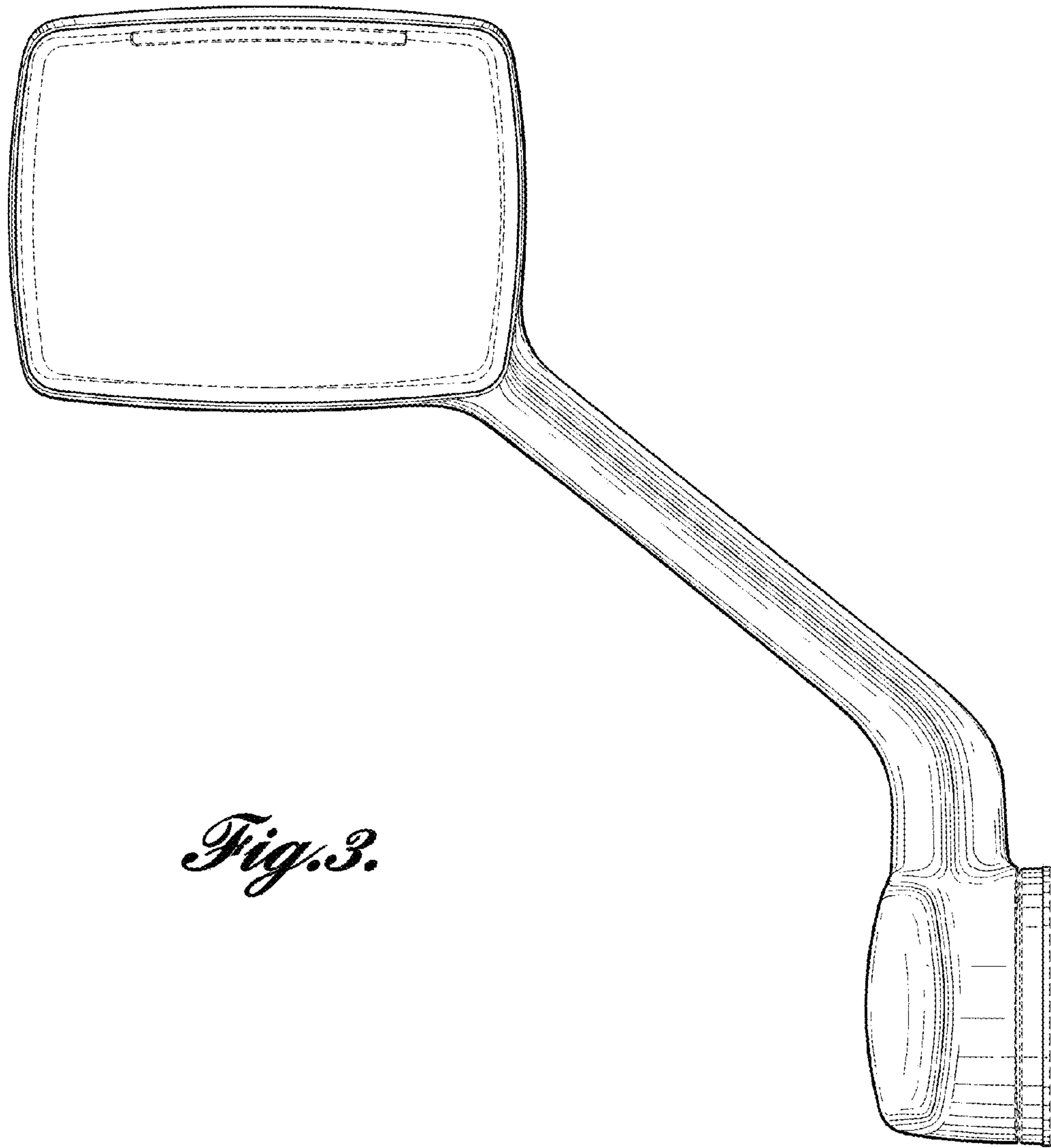


Fig. 3.

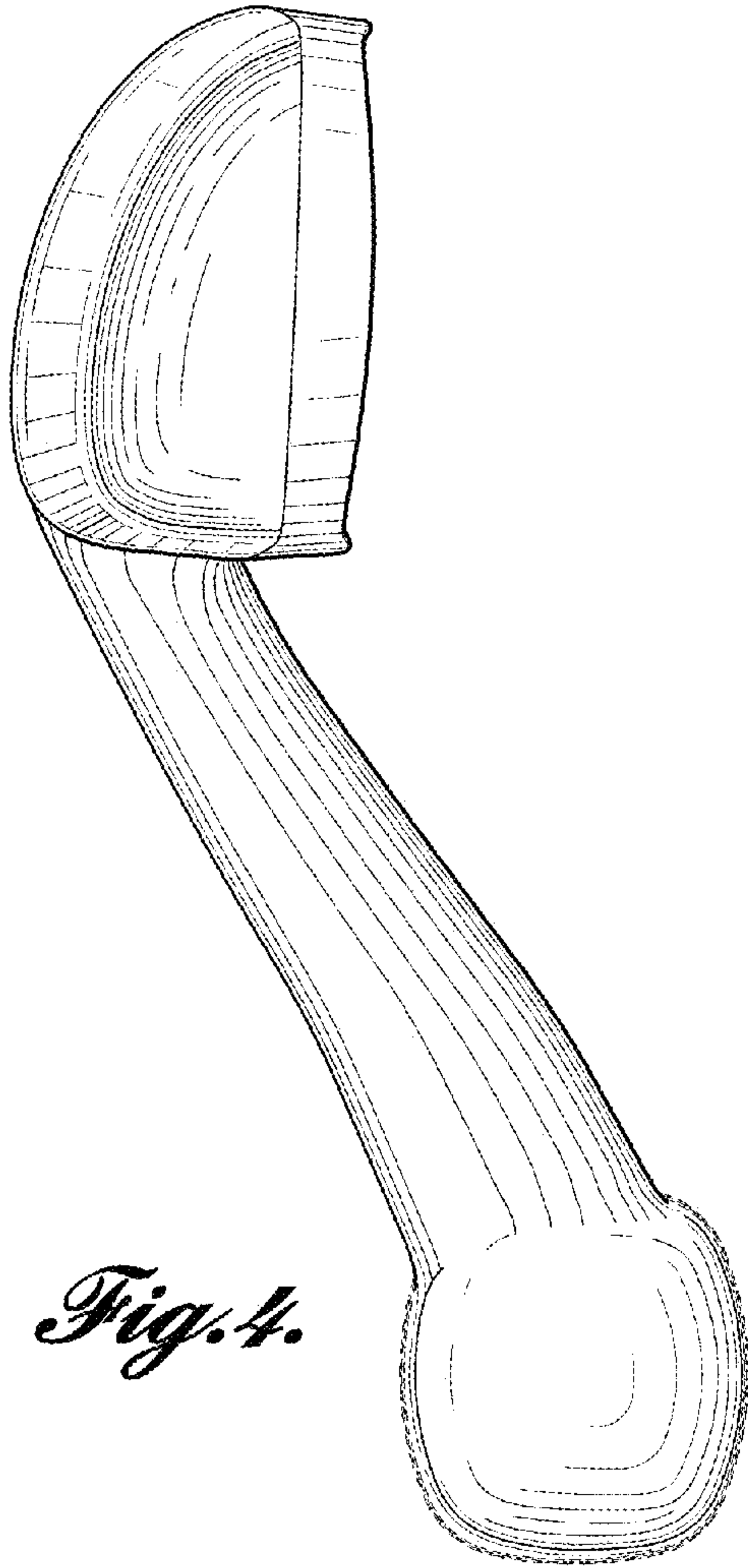


Fig. 4.



Fig. 5.

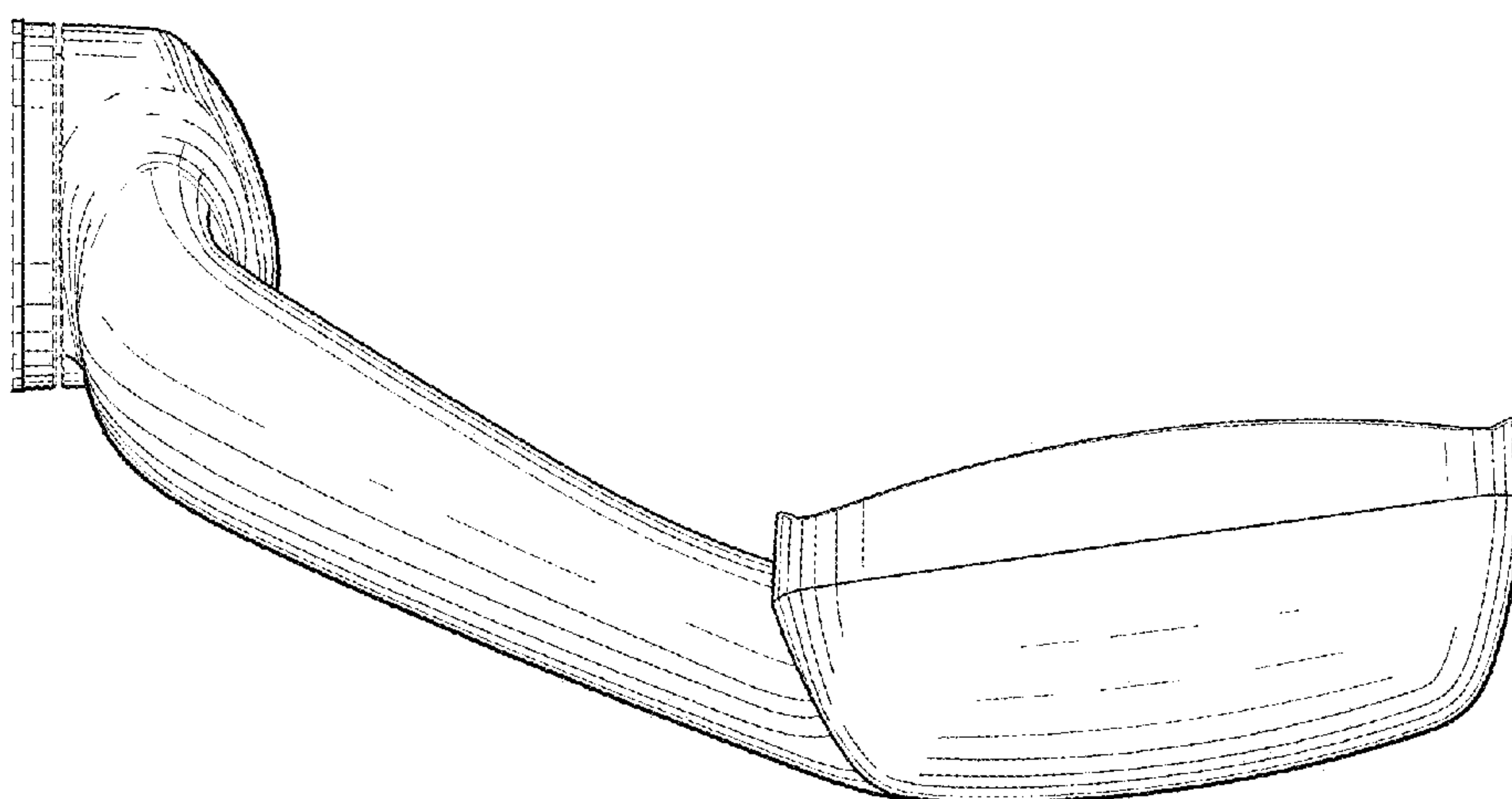


Fig. 6.

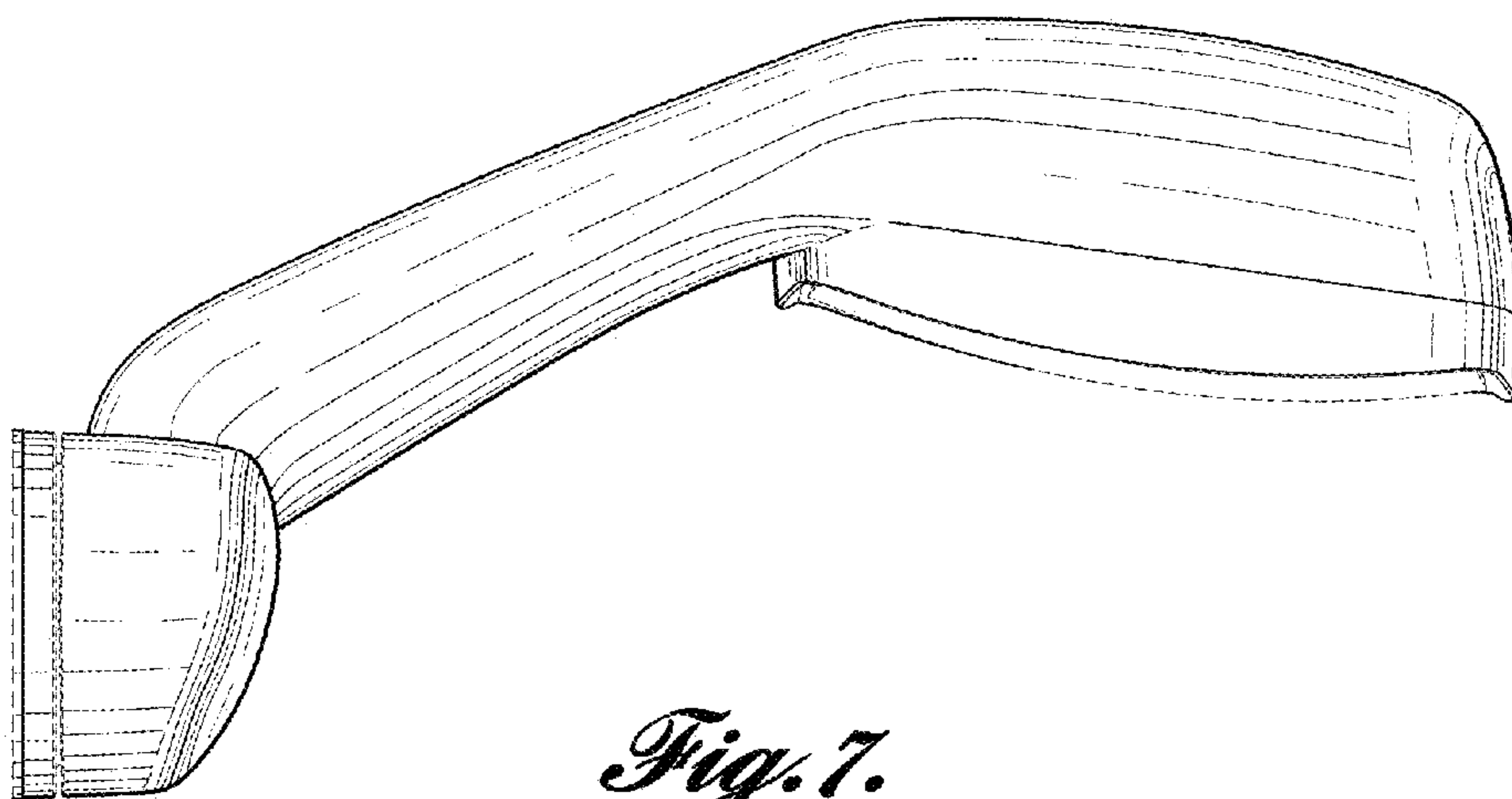


Fig. 7.