



US00D702595S

(12) **United States Design Patent**
Fretz

(10) **Patent No.:** **US D702,595 S**

(45) **Date of Patent:** **** Apr. 15, 2014**

(54) **D-RING**

(71) Applicant: **Warn Industries, Inc.**, Clackamas, OR
(US)

(72) Inventor: **Darren G. Fretz**, Canby, OR (US)

(73) Assignee: **Warn Industries, Inc.**, Clackamas, OR
(US)

(**) Term: **14 Years**

(21) Appl. No.: **29/451,752**

(22) Filed: **Apr. 8, 2013**

(51) **LOC (10) Cl.** **02-07**

(52) **U.S. Cl.**
USPC **D11/218**

(58) **Field of Classification Search**
USPC D11/1-2, 200-201, 206-210, 214-218;
24/163 R, 169-171, 173, 177-179, 191,
24/194-195, 197, 200, 614-616, 625, 198,
24/578.11, 578.1, 163 K, 114; D22/108
See application file for complete search history.

(56) **References Cited**

U.S. PATENT DOCUMENTS

5,025,534 A * 6/1991 Meijer 24/172
D328,239 S * 7/1992 Meeker D8/356
D333,803 S * 3/1993 Franklin D11/218

D333,804 S * 3/1993 Franklin D11/218
5,231,702 A * 8/1993 Masters 2/244
D346,766 S * 5/1994 Franklin D11/218
D349,665 S * 8/1994 Franklin D11/218
D363,592 S * 10/1995 Gold D2/639
D380,703 S * 7/1997 Hoffer et al. D11/218
6,108,875 A * 8/2000 Anscher 24/198
7,198,541 B2 * 4/2007 Falla 450/86
D568,789 S * 5/2008 Guichot D11/218
D625,654 S * 10/2010 Spater D11/210
D687,509 S * 8/2013 Iannello et al. D22/108

* cited by examiner

Primary Examiner — Ralf Seifert

(74) *Attorney, Agent, or Firm* — Harness, Dickey & Pierce,
P.L.C.

(57) **CLAIM**

The ornamental design for a D-ring, as shown and described.

DESCRIPTION

FIG. 1 is a perspective view of a D-ring (the broken line showing of the strap is for illustrative purposes only and does not form part of the claim);

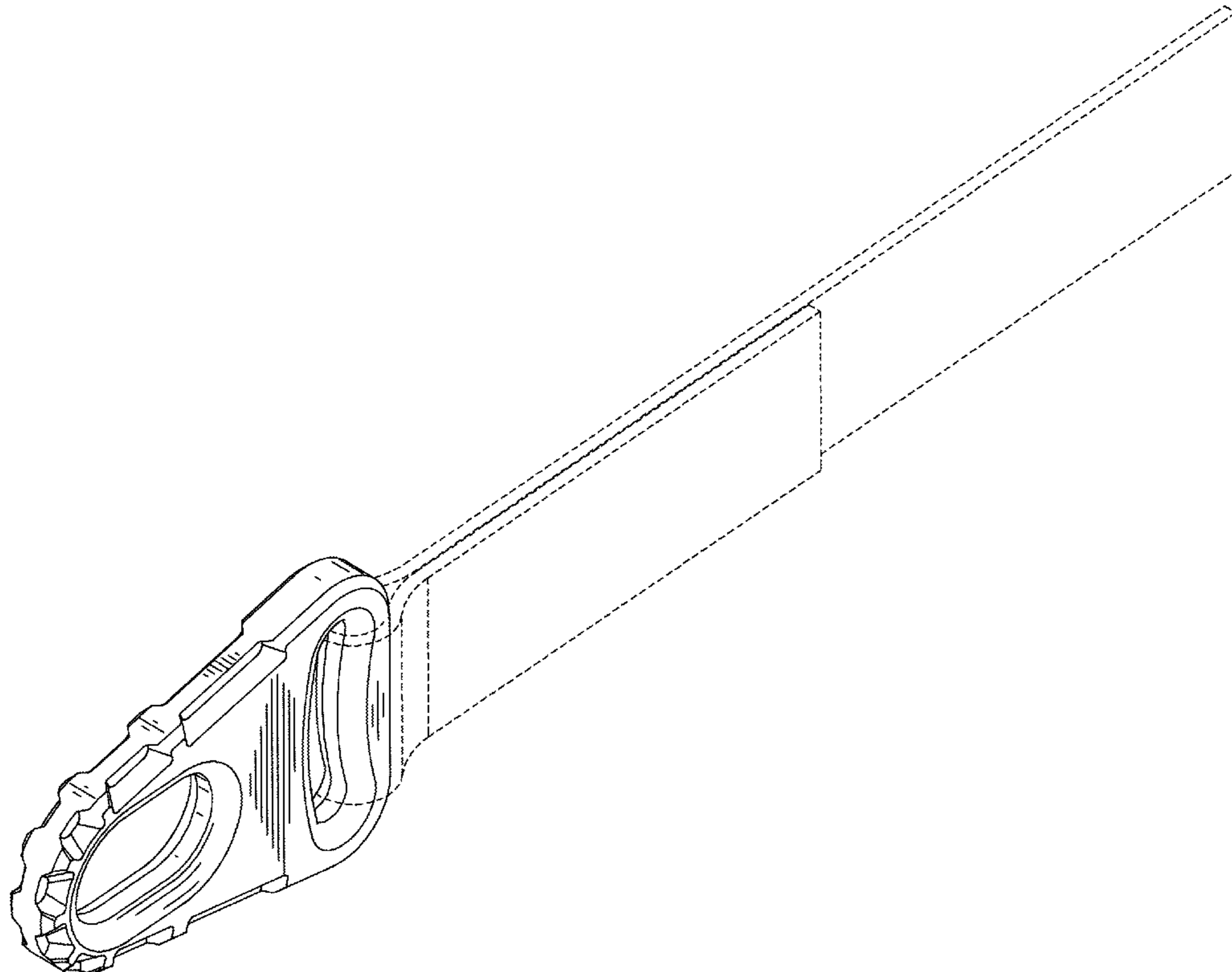
FIG. 2 is a front plan view thereof (the back view is identical to the front);

FIG. 3 is a left side view thereof (the right side is identical to the left);

FIG. 4 is a top view thereof; and,

FIG. 5 is a bottom view thereof.

1 Claim, 3 Drawing Sheets



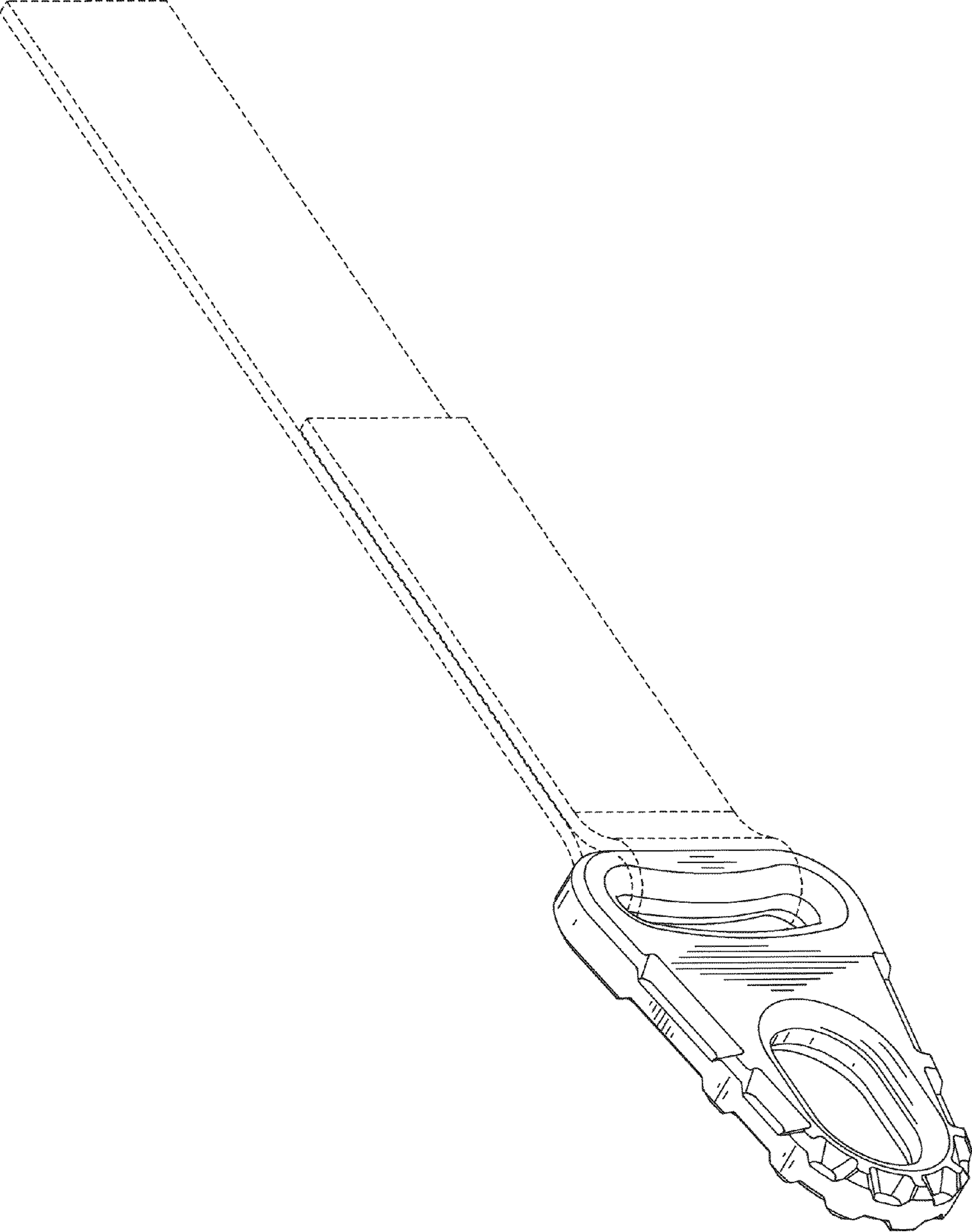


FIG 1

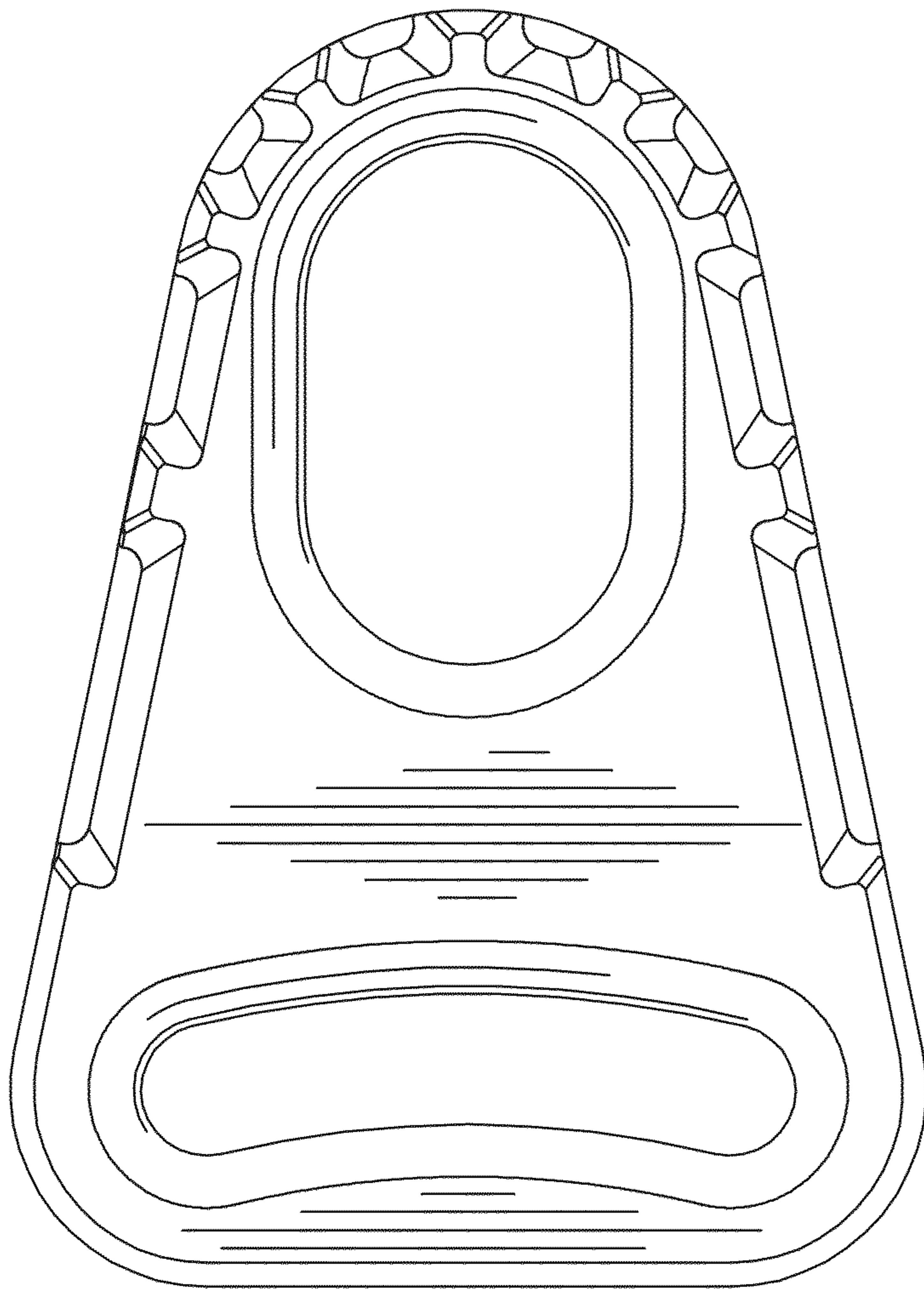


FIG 2

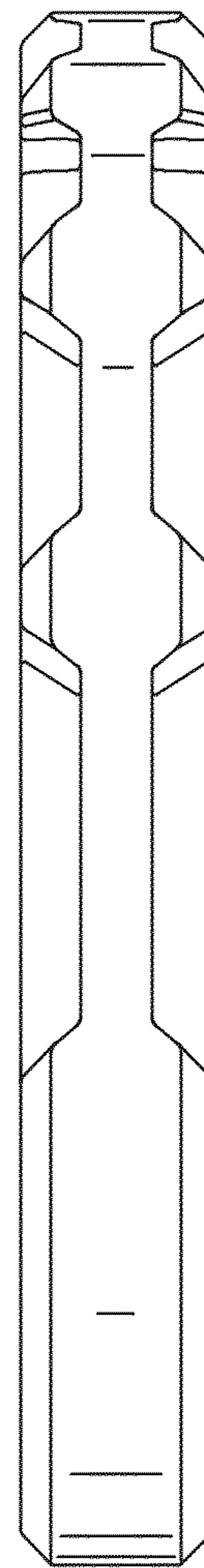


FIG 3

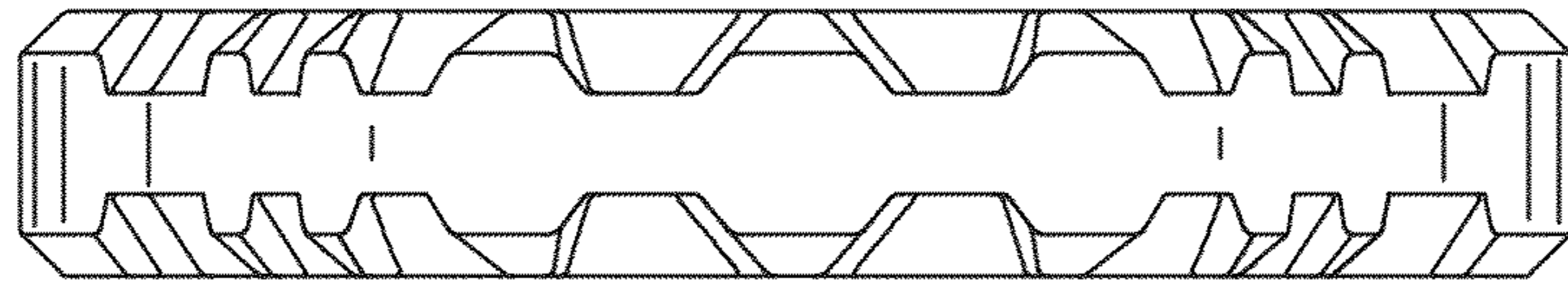


FIG 4

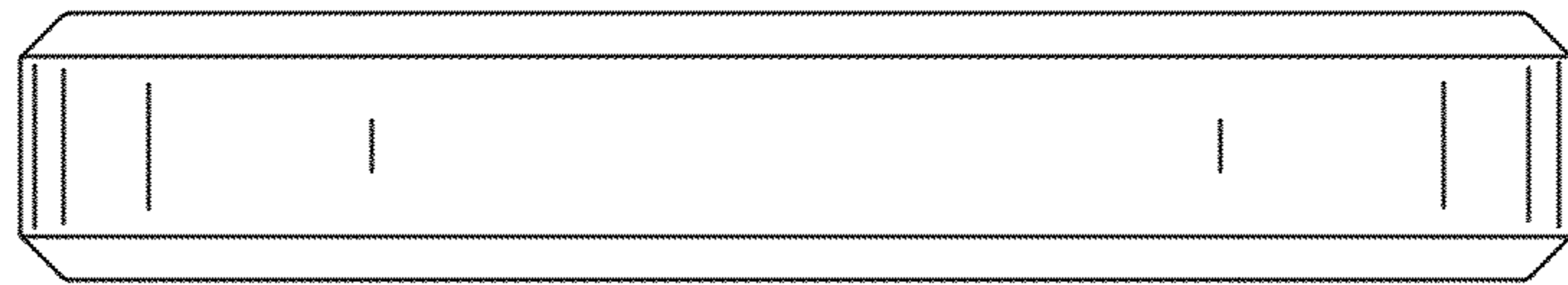


FIG 5