



US00D702590S

(12) **United States Design Patent**
Moniz

(10) **Patent No.:** **US D702,590 S**
(45) **Date of Patent:** **** Apr. 15, 2014**

- (54) **VASE**
- (71) Applicant: **Jennifer Moniz**, Los Angeles, CA (US)
- (72) Inventor: **Jennifer Moniz**, Los Angeles, CA (US)
- (**) Term: **14 Years**
- (21) Appl. No.: **29/436,216**
- (22) Filed: **Nov. 2, 2012**
- (51) **LOC (10) Cl.** **11-02**
- (52) **U.S. Cl.**
USPC **D11/144**
- (58) **Field of Classification Search**
USPC D6/403-405, 556-558; D8/1;
D11/143-156, 164; D19/77, 80, 81,
D19/84; D25/100; D26/9-11, 16, 19;
D34/1, 2, 4-6; D99/5, 19; 47/17, 32.4,
47/32.5, 33, 39, 41.01, 41.1, 41.11-41.15,
47/44-47, 65, 65.5, 65.9, 66.1, 66.6, 66.7,
47/67-71
See application file for complete search history.

(56) **References Cited**

U.S. PATENT DOCUMENTS

770,461	A	*	9/1904	Haggerty	47/32.4
D222,553	S	*	11/1971	Robinson	D11/152
D237,731	S	*	11/1975	Box	D11/149
D303,360	S	*	9/1989	Levine	D11/144
D357,886	S	*	5/1995	Fuller	D11/152
D502,667	S	*	3/2005	Bonilla	D11/144
D532,334	S	*	11/2006	Smith	D11/144
D630,123	S	*	1/2011	Ott	D11/144
D630,124	S	*	1/2011	Connell et al.	D11/152
D662,008	S	*	6/2012	Harshman	D11/152

OTHER PUBLICATIONS

Personalized Vase, 1800Flowers, found at <http://www.1800flowers.com/template.do?id=template4&page=3011&conversionTag=true>, Apr. 1, 2012.

Glass Photo Cube, Target, found at http://www.target.com/p/glass-photo-cube-4x4/-/A-14227781#prodSlot=medium_1_33&term=glass+photo+cube+vase, Jun. 2011.

Fringe Studio Vases, Rain collection, found at http://www.raincollection.com/products/fringe_studio_lily_rose_bud_vase/4217.php?page_id=377&gclid=CLTahKu9yLUCFYdxQgodXS0A5g, 1999.

* cited by examiner

Primary Examiner — Elizabeth Albert

(74) *Attorney, Agent, or Firm* — Risso & Associates

(57) **CLAIM**


The ornamental design for a vase, as shown and described.

DESCRIPTION

FIG. 1 is a front perspective view of a vase;
 FIG. 2 is a front view thereof, with photograph placement areas on the opposite side being omitted for clarity;
 FIG. 3 is a right side view thereof, with photograph placement areas on the opposite side being omitted for clarity;
 FIG. 4 is a left side view thereof, with photograph placement areas on the opposite side being omitted for clarity;
 FIG. 5 is a rear view thereof, photograph placement areas on the opposite side being omitted for clarity;
 FIG. 6 is a top view thereof;
 FIG. 7 is a bottom view thereof;
 FIG. 8 is a front perspective view thereof, shown in an environment use;
 FIG. 9 is a front view thereof, shown in an environment of use, with photograph placement areas on the opposite side being omitted for clarity;
 FIG. 10 is a right side view thereof, shown in an environment of use, with photograph placement areas on the opposite side being omitted for clarity;
 FIG. 11 is a left side view thereof, shown in an environment of use, with photograph placement areas on the opposite side being omitted for clarity; and,
 FIG. 12 is a rear view thereof, shown in an environment of use, with photograph placement areas on the opposite side being omitted for clarity.

The broken lines depict environmental subject matter only and form no part of the claimed design.

1 Claim, 12 Drawing Sheets



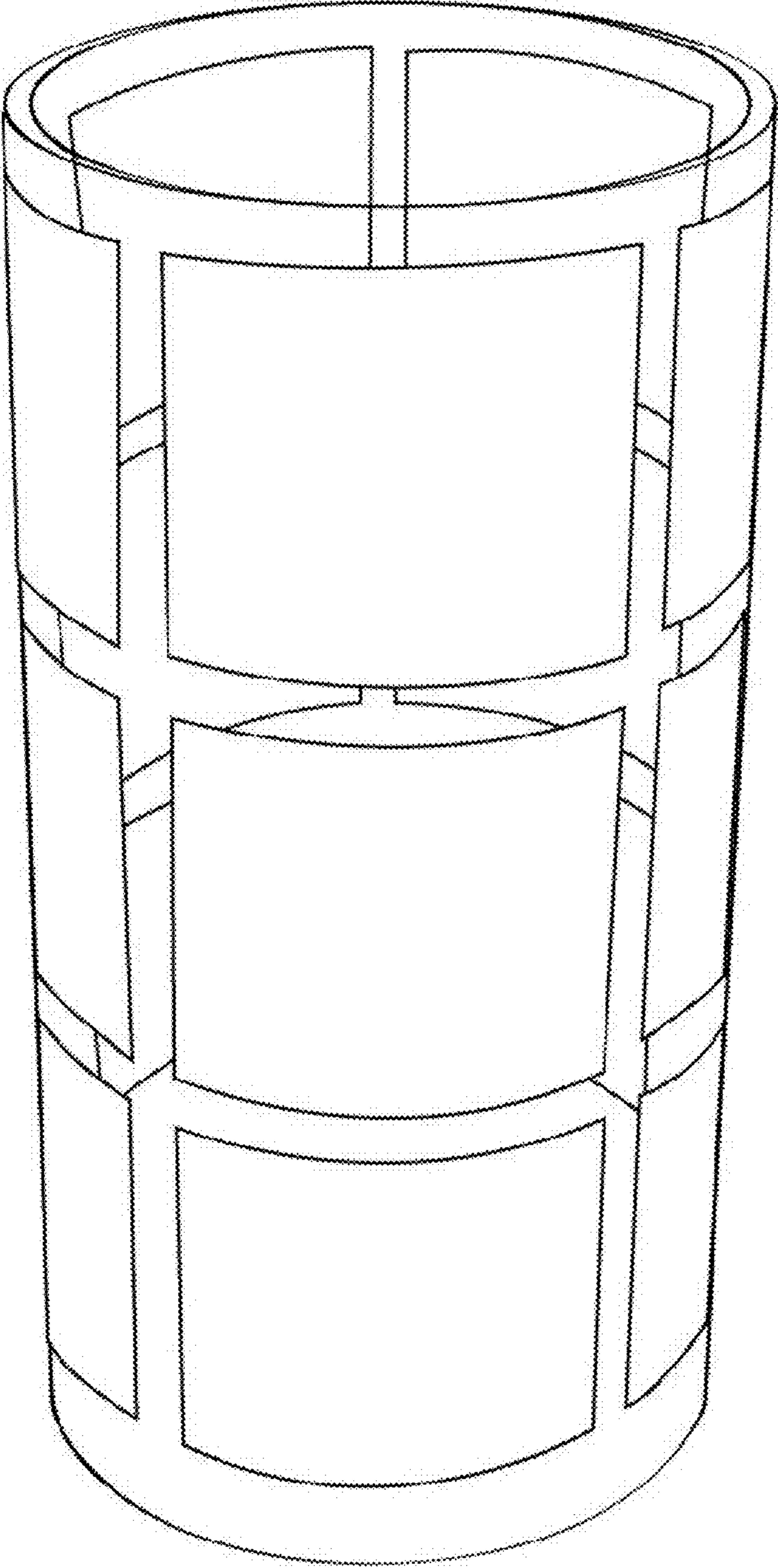


FIG. 1




FIG. 2




FIG. 3




FIG. 4




FIG. 5




FIG. 6




FIG. 7




FIG. 8



FIG. 9




FIG. 10




FIG. 11




FIG. 12