



US00D702565S

(12) **United States Design Patent**
Gale

(10) **Patent No.:** **US D702,565 S**

(45) **Date of Patent:** **** Apr. 15, 2014**

(54) **MULTI-TISSUE BOX**

(76) **Inventor:** **Myrna Gale**, Norcross, GA (US)

(**) **Term:** **14 Years**

(21) **Appl. No.:** **29/414,166**

(22) **Filed:** **Mar. 22, 2012**

(51) **LOC (10) Cl.** **09-01**

(52) **U.S. Cl.**
USPC **D9/734**

(58) **Field of Classification Search**
USPC D9/414, 416, 418, 432, 433, 436, 438,
D9/447, 500, 501, 715, 721; 206/389, 390,
206/409, 494, 812, 823, 824; 229/87.19,
229/100, 103.2, 103.3, 117.01, 117.05,
229/117.18, 117.24, 117.25, 117.26,
229/120.24, 121, 200, 160.2; 221/26, 33,
221/45, 48, 63; D6/515-523; D3/203.1,
D3/203.5, 203.6

See application file for complete search history.

5,484,082	A *	1/1996	Casper et al.	221/305
5,622,281	A *	4/1997	Annand	221/48
D379,044	S *	5/1997	Collins	D6/523
D388,522	S *	12/1997	Pietrantoni	D26/9
D413,802	S *	9/1999	Glover et al.	D9/416
6,182,418	B1 *	2/2001	McFarland	53/411
D446,717	S *	8/2001	Lancaster et al.	D9/418
D505,069	S *	5/2005	Keberlein	D9/416
7,073,705	B2 *	7/2006	Auclair et al.	229/120.24
D555,471	S *	11/2007	Lebras et al.	D9/418
2002/0121451	A1 *	9/2002	Subramanian et al.	206/494
2003/0111377	A1 *	6/2003	Velazquez	206/494
2004/0094437	A1 *	5/2004	Dailey, III	206/205
2004/0251292	A1 *	12/2004	Grebouval et al.	225/39
2007/0215502	A1 *	9/2007	Babcock et al.	206/409
2008/0210704	A1 *	9/2008	Lomg et al.	221/48
2009/0038971	A1 *	2/2009	Maeda	206/389

* cited by examiner

Primary Examiner — Derrick Holland

Assistant Examiner — Lauren Calve

(57) **CLAIM**

The ornamental design for a multi-tissue box, as shown and described.

(56) **References Cited**

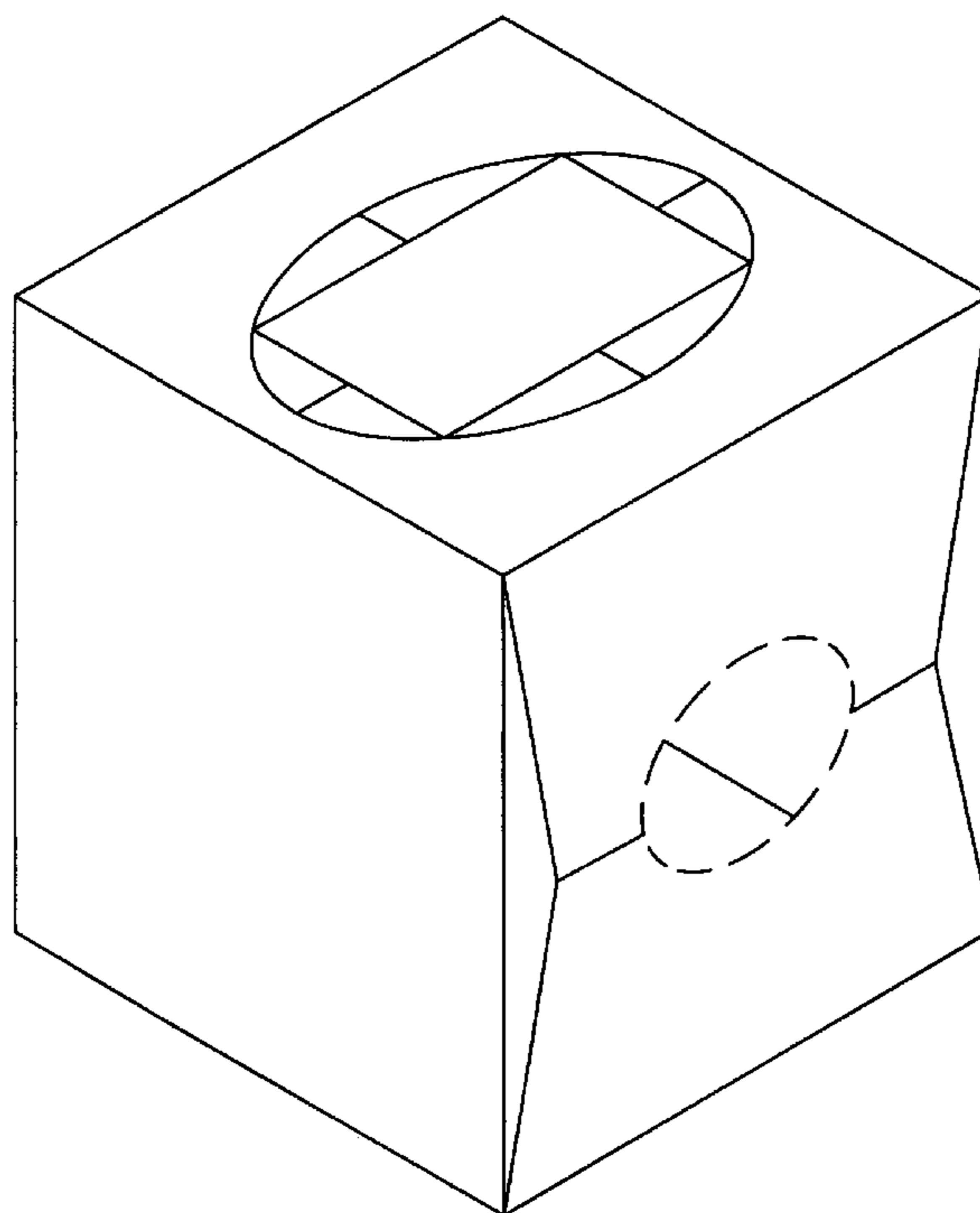
U.S. PATENT DOCUMENTS

2,017,405	A *	10/1935	Pantalone	206/395
2,293,187	A *	8/1942	Becker	206/389
2,385,400	A *	9/1945	Briggs	206/705
2,546,052	A *	3/1951	Wilkins	222/528
2,656,916	A *	10/1953	Henderson	221/50
4,513,862	A *	4/1985	Mallow	206/233
4,765,508	A *	8/1988	Poppe	221/48
4,768,679	A *	9/1988	Matsui	221/48
5,163,558	A *	11/1992	Palumbo et al.	206/494

DESCRIPTION

FIG. 1 is a top plan view of a multi-tissue box in an unfolded configuration showing my new design;
FIG. 2 is a top, front, and right side perspective view thereof;
and,
FIG. 3 is a top, front, and left side perspective view thereof.
The broken line showing of the multi-tissue box represents a perforated surface and forms a part of the claimed design.

1 Claim, 3 Drawing Sheets



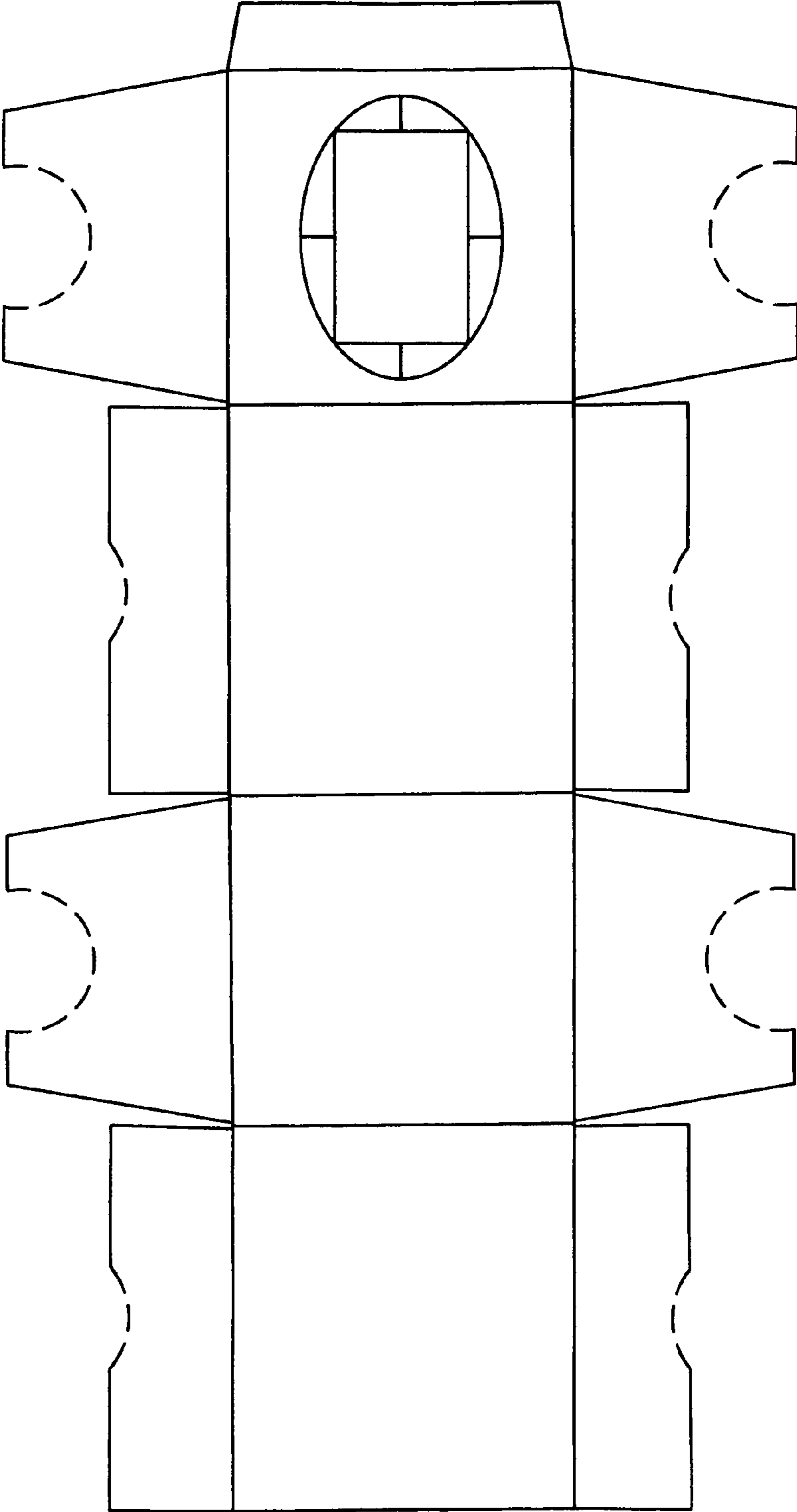


FIG. 1

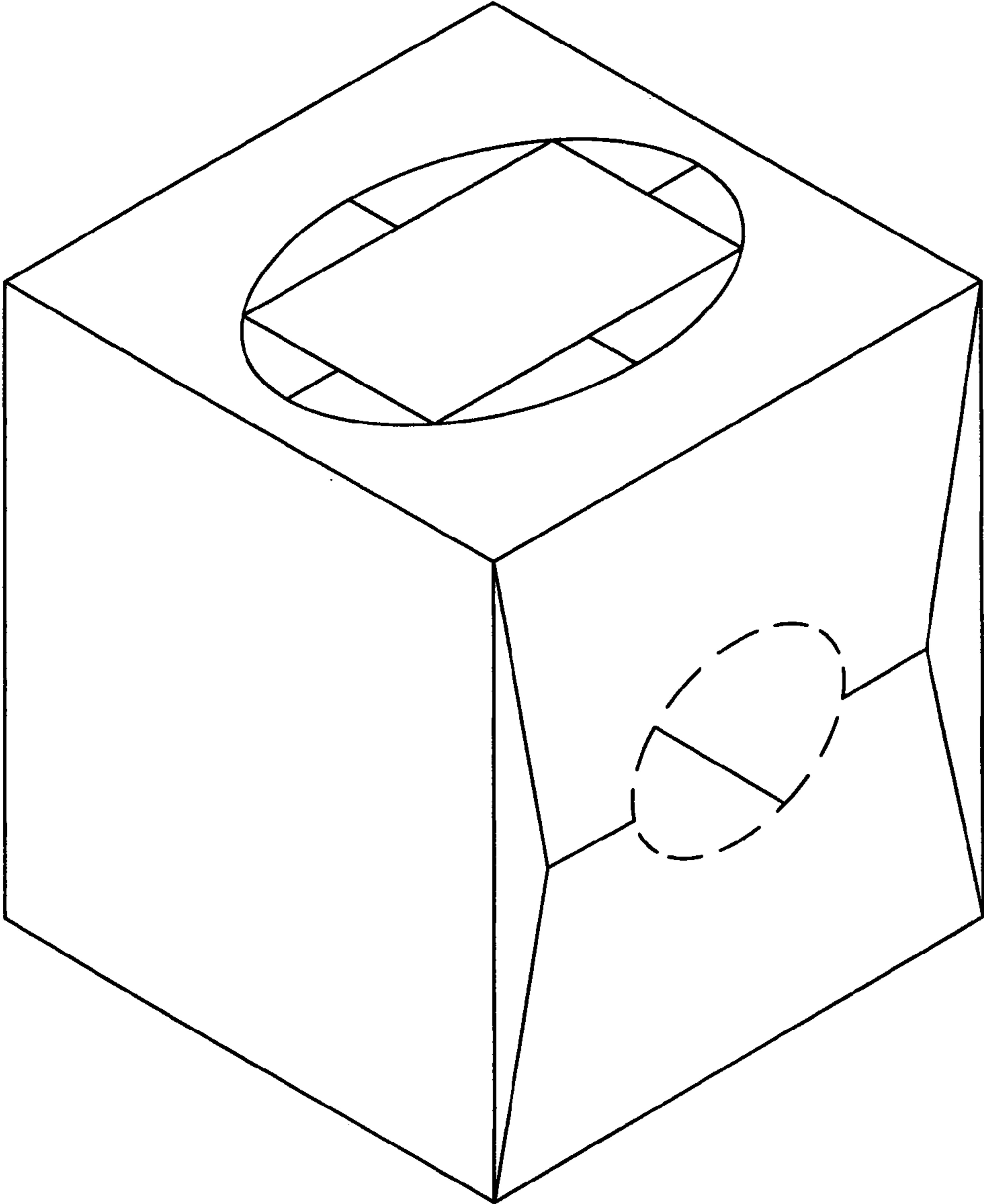


FIG. 2

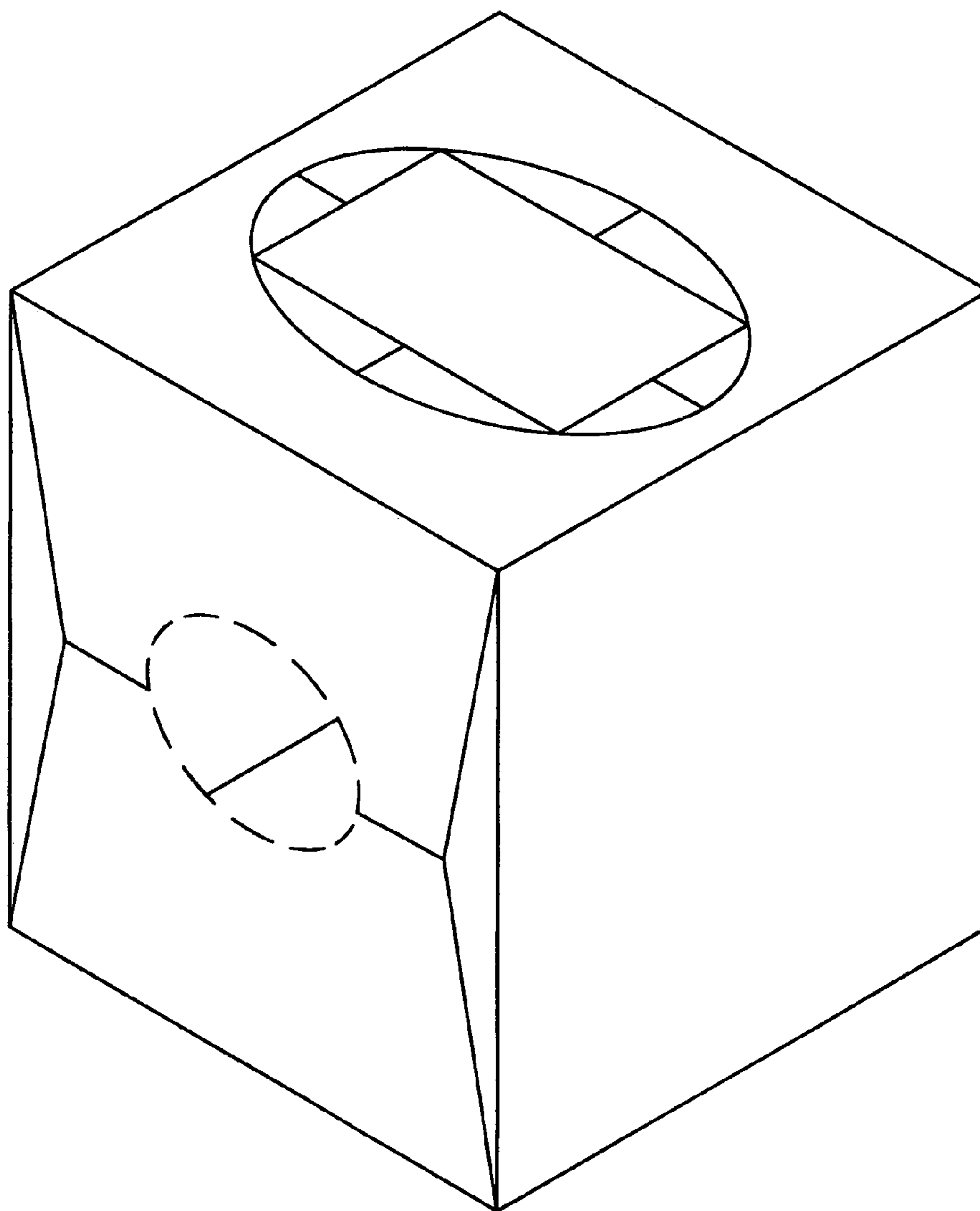


FIG. 3