



US00D702552S

(12) **United States Design Patent**
Glass et al.

(10) **Patent No.:** **US D702,552 S**

(45) **Date of Patent:** **** Apr. 15, 2014**

- (54) **TRANSACTION CARD HOLDER**
- (75) Inventors: **Brett R. Glass**, Overland Park, KS (US);
Nicole E. Glass, Overland Park, KS (US)
- (73) Assignee: **Gift Card Impressions, LLC**, Kansas
City, MO (US)

D685,842	S *	7/2013	Glass et al.	D19/3
2004/0195822	A1 *	10/2004	Fabel et al.	283/62
2013/0067780	A1 *	3/2013	Glass et al.	40/124.06
2013/0074388	A1 *	3/2013	Glass et al.	40/672
2013/0186788	A1 *	7/2013	Glass et al.	206/307
2013/0192105	A1 *	8/2013	Glass et al.	40/124.06
2013/0220843	A1 *	8/2013	Glass et al.	206/45.24

- (**) Term: **14 Years**
- (21) Appl. No.: **29/412,086**

- (22) Filed: **Jan. 30, 2012**
- (51) **LOC (10) Cl.** **09-03**
- (52) **U.S. Cl.**
USPC **D9/457**
- (58) **Field of Classification Search**
USPC D9/457, 435; D19/7, 6, 1; 40/457, 455,
40/124.06, 124.03, 124.01; 206/6.1, 38,
206/39, 45.24, 534, 531, 495, 487, 486,
206/348, 782, 454; 283/61, 62, 74, 117,
283/380

See application file for complete search history.

(56) **References Cited**

U.S. PATENT DOCUMENTS

D332,467	S *	1/1993	Bardman	D19/37
5,450,680	A *	9/1995	Bromberg	40/124.08
5,740,915	A *	4/1998	Williams	206/555
5,967,557	A *	10/1999	Dahlquist	283/56
6,153,039	A *	11/2000	Jacobsen	156/277
6,328,341	B2 *	12/2001	Klure	283/62
7,219,829	B2 *	5/2007	Treat	229/92.8
D569,902	S *	5/2008	Chang et al.	D19/2
D580,973	S *	11/2008	Turner et al.	D19/1
7,841,520	B2 *	11/2010	Schultz et al.	235/380
7,997,483	B2 *	8/2011	Schultz et al.	235/380
8,322,619	B2 *	12/2012	Sullivan et al.	235/462.01
8,443,967	B2 *	5/2013	Glass et al.	206/39

OTHER PUBLICATIONS

What Are Online Gift Cards?, BoldGiftCards.com, Aug. 11, 2011,
<http://www.boldgiftcards.com/blog/what-are-online-gift-cards/2011/08/11/>.*

* cited by examiner

Primary Examiner — Eric Goodman
Assistant Examiner — Marie D Fast Horse
(74) *Attorney, Agent, or Firm* — Polsinelli PC

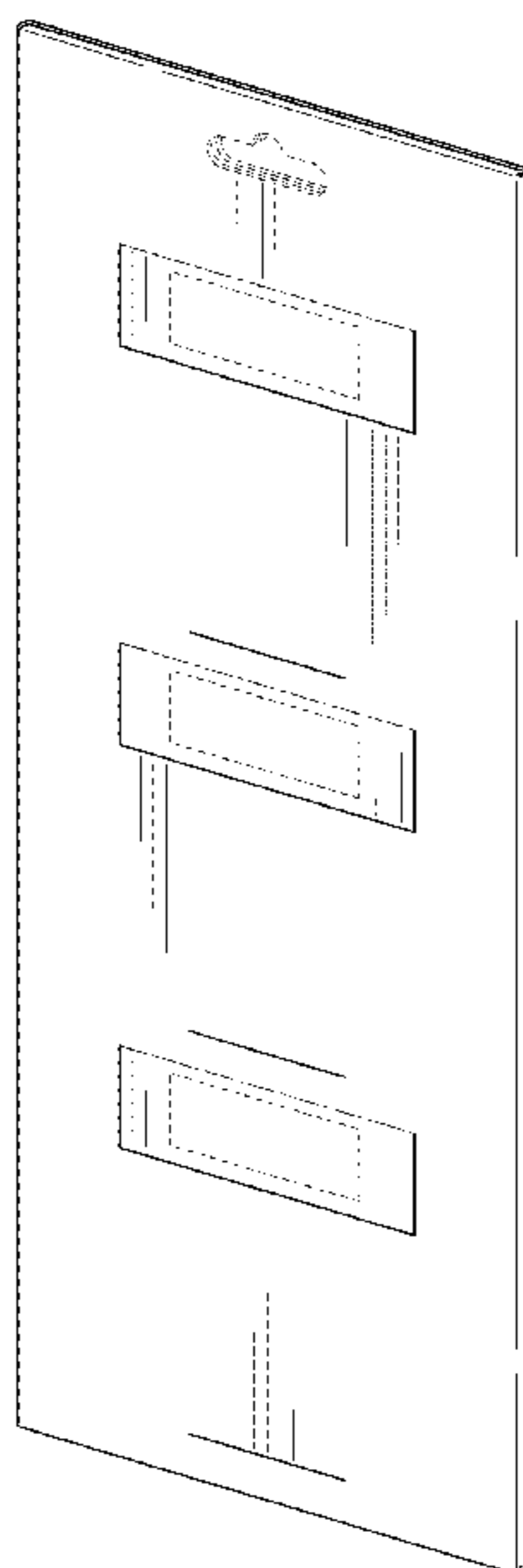
(57) **CLAIM**

The ornamental design for a transaction card holder, as shown and described.

DESCRIPTION

FIG. 1 is a front perspective view of a transaction card holder according to an embodiment of the invention;
FIG. 2 is a front elevation view of the transaction card holder of FIG. 1;
FIG. 3 is a rear elevation view thereof;
FIG. 4 is a right elevation view thereof;
FIG. 5 is a left elevation view thereof;
FIG. 6 is a top plan view thereof; and,
FIG. 7 is a bottom plan view thereof.
The broken lines in the drawings depict portions of the article and form no part of the claimed design.

1 Claim, 3 Drawing Sheets



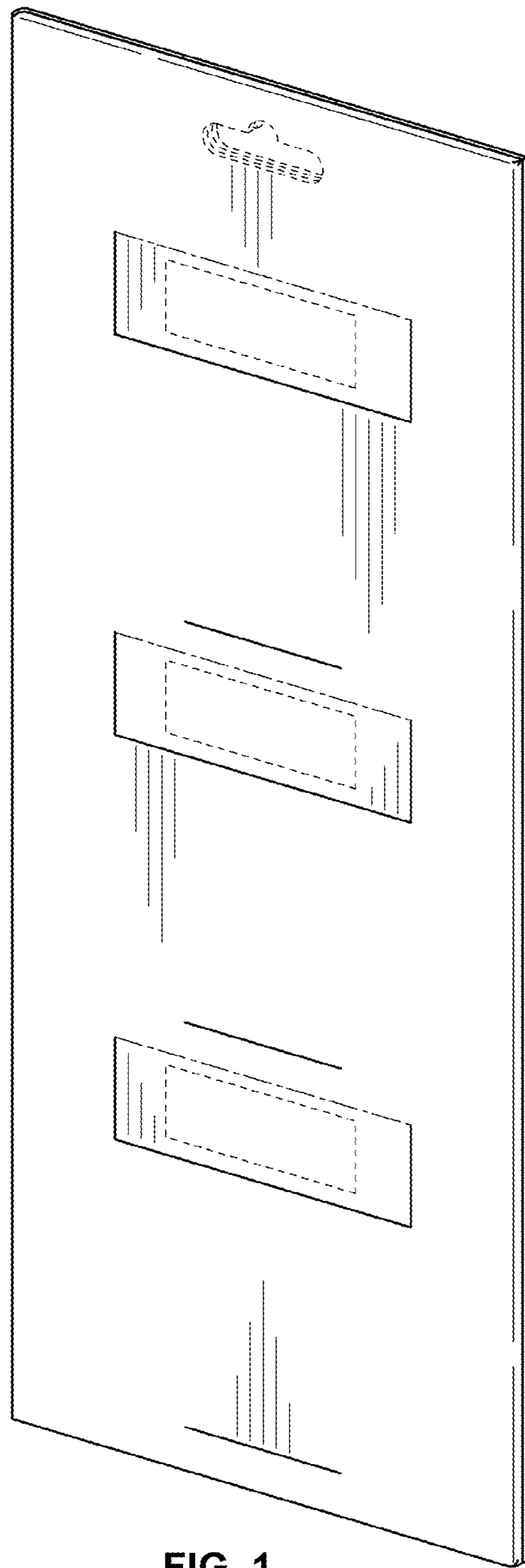


FIG. 1

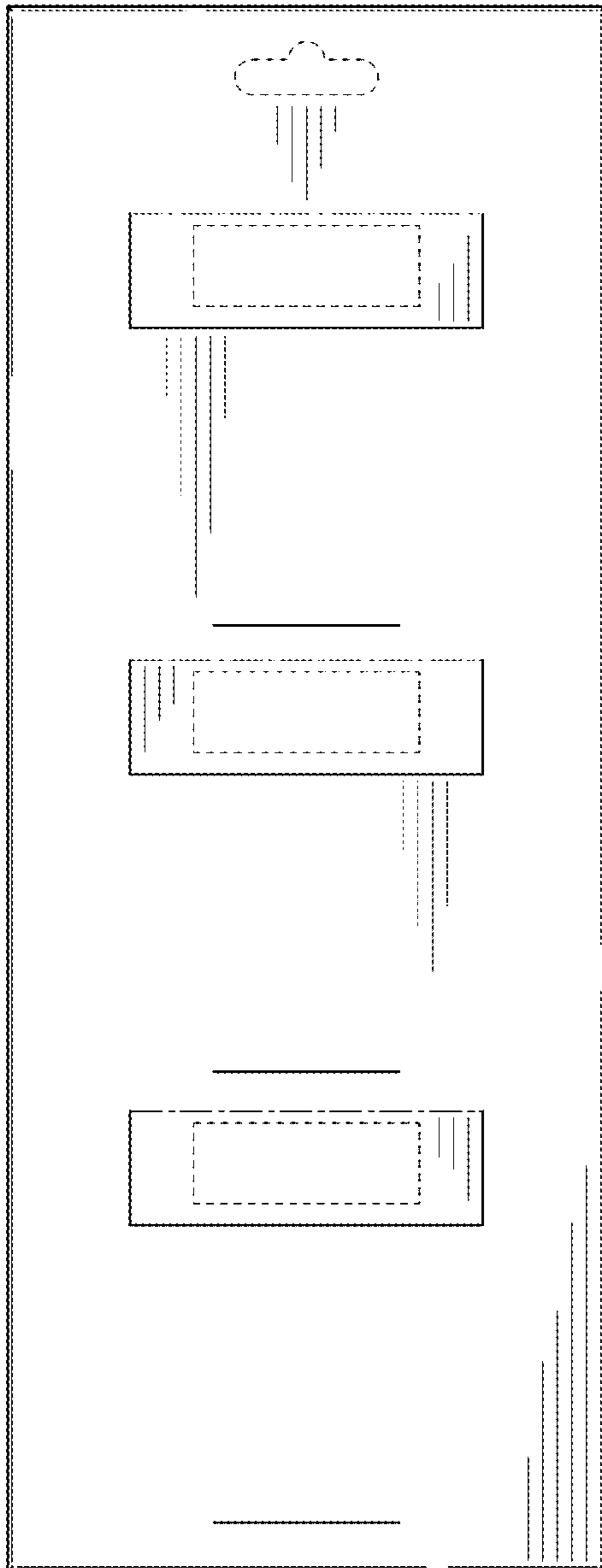


FIG. 2

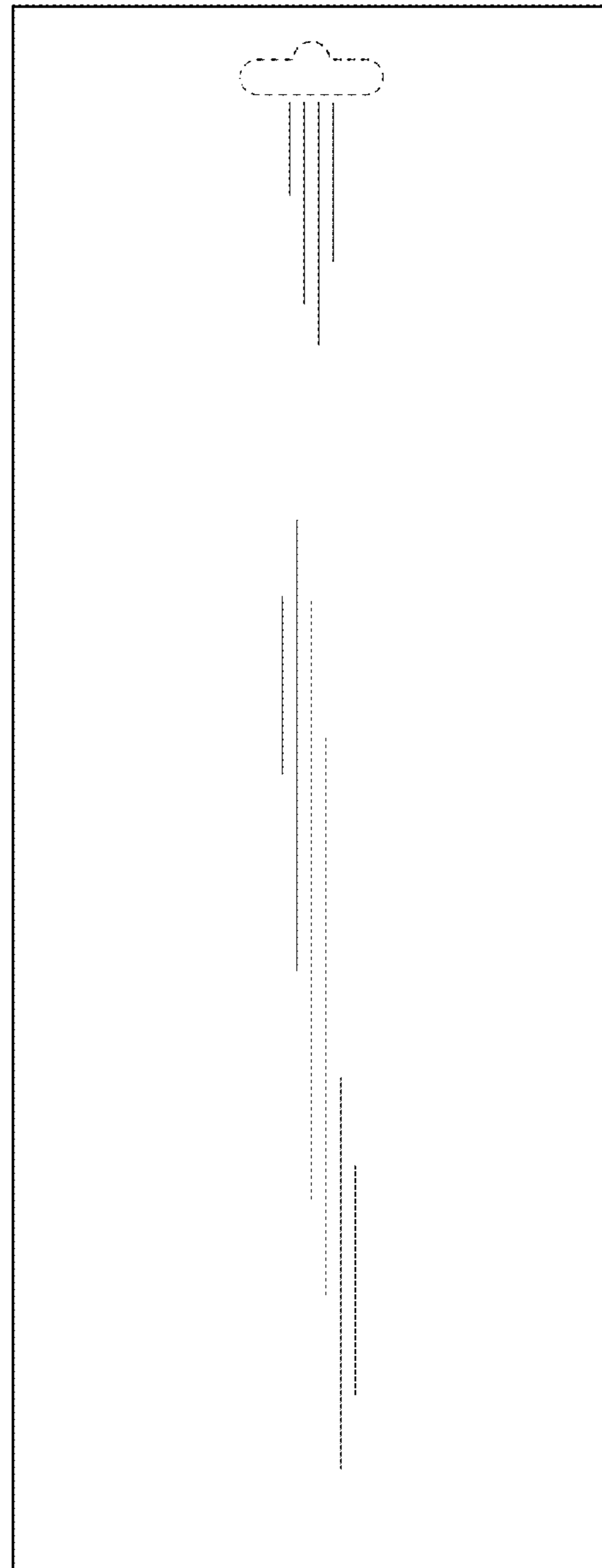


FIG. 3



FIG. 4

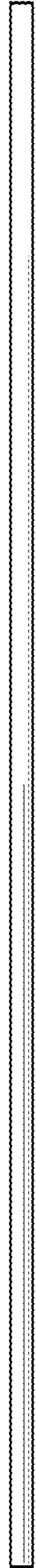


FIG. 5

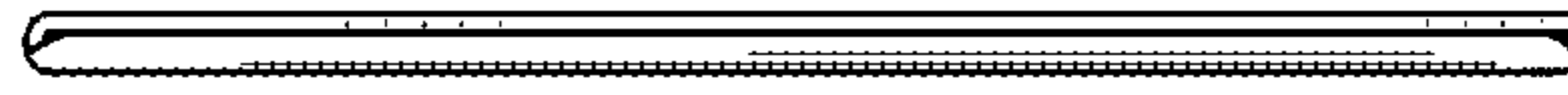


FIG. 6




FIG. 7