



US00D702528S

(12) **United States Design Patent**
Nave

(10) **Patent No.:** **US D702,528 S**
(45) **Date of Patent:** **** Apr. 15, 2014**

(54) **KEY**

(71) Applicant: **Master Lock Company LLC**, Oak
Creek, WI (US)

(72) Inventor: **Zachery T. Nave**, Oak Creek, WI (US)

(73) Assignee: **Master Lock Company LLC**, Oak
Creek, WI (US)

(**) Term: **14 Years**

(21) Appl. No.: **29/462,967**

(22) Filed: **Aug. 12, 2013**

Related U.S. Application Data

(62) Division of application No. 29/422,706, filed on May
23, 2012.

(51) **LOC (10) Cl.** **08-07**

(52) **U.S. Cl.**
USPC **D8/347; D8/330**

(58) **Field of Classification Search**
USPC D8/330, 331, 339, 343, 347, 348;
70/15, 6, 224, 284-286, 278.2, 278.3,
70/336, 344, 347, 348, 356, 357, 360, 361,
70/365-369, 371, 372, 406, 407, 419, 429,
70/430, 447, 448, 449, 454, DIG. 38,
70/DIG. 62, DIG. 71

See application file for complete search history.

(56) **References Cited**

U.S. PATENT DOCUMENTS

1,662,387 A 3/1928 Maier
1,782,464 A 11/1930 Falk

(Continued)

FOREIGN PATENT DOCUMENTS

AU 142220 9/2001
AU 156126 8/2004

(Continued)

OTHER PUBLICATIONS

Office Action from Japanese Patent Application No. 2012-28816,
dated Feb. 25, 2013.

(Continued)

Primary Examiner — Prabhakar Deshmukh

(74) *Attorney, Agent, or Firm* — Calfee, Halter & Griswold
LLP

(57) **CLAIM**

I claim the ornamental design for a key, as shown and
described.

DESCRIPTION

FIG. 1 is a front left perspective view of a key of the new
design;

FIG. 2 is a front right perspective view of the key of FIG. 1;

FIG. 3 is a front elevational view of the key of FIG. 1;

FIG. 4 is a rear elevational view of the key of FIG. 1;

FIG. 5 is a right side elevational view of the key of FIG. 1;

FIG. 6 is a left side elevational view of the key of FIG. 1;

FIG. 7 is a top plan view of the key of FIG. 1;

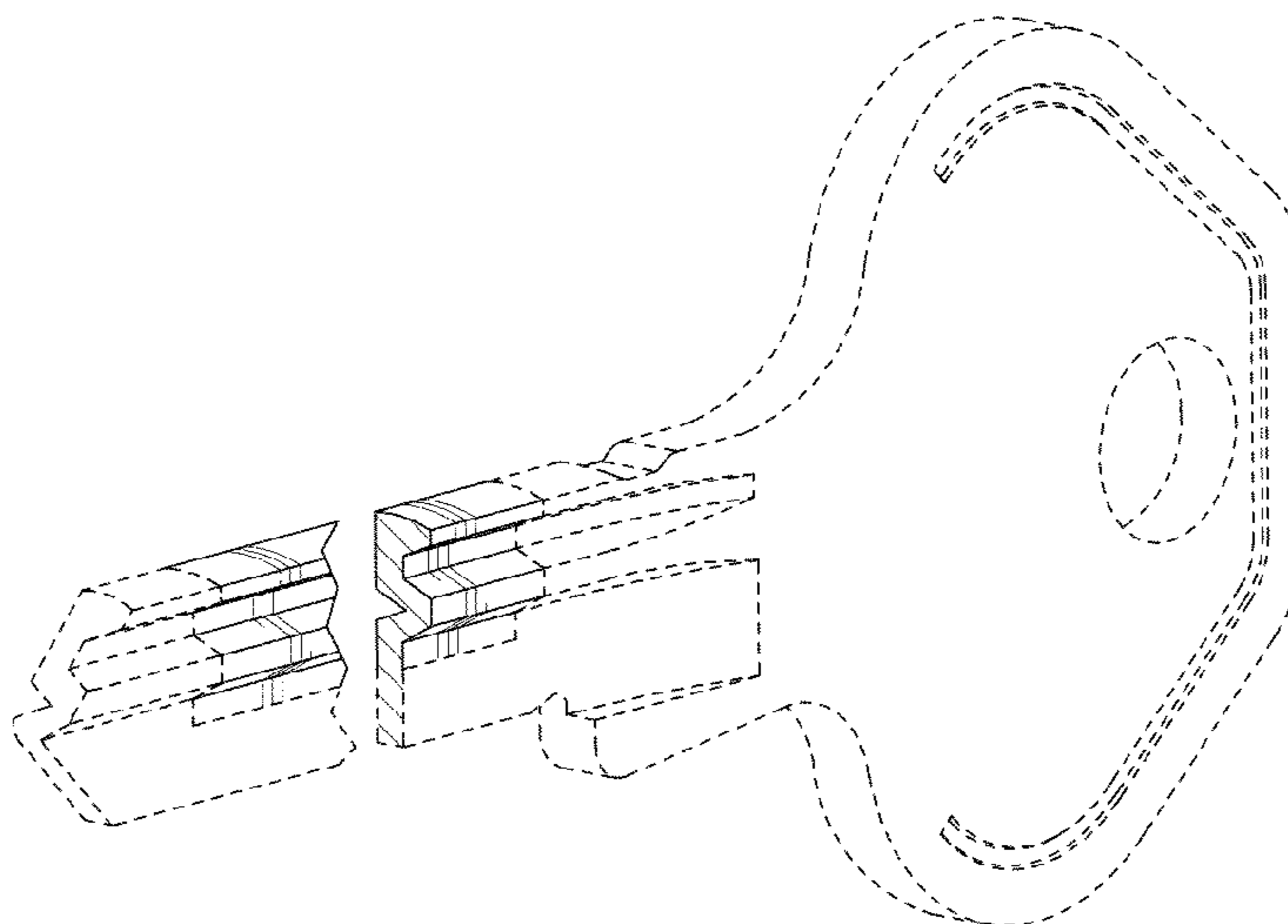
FIG. 8 is a bottom plan view of the key of FIG. 1;

FIG. 9 is a cross sectional view of the key of FIG. 1, wherein
the cross section is taken along line 9-9 shown in FIG. 6; and,

FIG. 10 is a front right perspective view of the key of FIG. 1,
wherein a portion of the key is broken to show the cross
sectional shape.

The broken lines immediately adjacent the shaded areas rep-
resent the bounds of the claimed design while all other broken
lines are directed to environment and are for illustrative pur-
poses only; the broken lines form no part of the claimed
design.

1 Claim, 4 Drawing Sheets



(56)

References Cited

U.S. PATENT DOCUMENTS

2,629,247 A 2/1953 Deutsch
 2,803,959 A * 8/1957 Schlage 70/420
 3,380,268 A 4/1968 Perrill
 3,393,542 A 7/1968 Crepinsek
 3,499,302 A 3/1970 Flora et al.
 3,499,304 A * 3/1970 Naujoks 70/406
 3,526,111 A 9/1970 Jacobi
 3,648,492 A 3/1972 Walters et al.
 3,793,500 A 2/1974 Gerber
 4,012,928 A 3/1977 Dauenbaugh
 4,114,411 A 9/1978 Schlage
 4,208,894 A 6/1980 Surko, Jr.
 4,608,842 A 9/1986 Tietz
 4,723,427 A 2/1988 Oliver
 4,964,288 A 10/1990 Braun et al.
 D324,483 S 3/1992 Best et al.
 D328,856 S 8/1992 Best et al.
 D335,253 S 5/1993 Eizen
 D341,073 S 11/1993 Omori
 D350,059 S 8/1994 Hoffman et al.
 D350,061 S 8/1994 Hoffman et al.
 5,337,588 A 8/1994 Chhatwal
 D352,446 S * 11/1994 Hoffman et al. D8/347
 D362,796 S * 10/1995 Hoffman et al. D8/347
 D368,846 S * 4/1996 Myers et al. D8/347

D378,270 S * 3/1997 Aston D8/347
 D378,346 S 3/1997 Aston
 7,040,126 B2 5/2006 Edwards, Jr.
 7,043,945 B2 5/2006 Hollingsworth
 7,207,200 B2 4/2007 Eden et al.
 D559,655 S 1/2008 Meckbach
 7,337,639 B2 3/2008 Edwards, Jr.
 D630,084 S 1/2011 Lin

FOREIGN PATENT DOCUMENTS

EP 000551973-0002 6/2006
 RU 54786 7/2006
 RU 59053 12/2006

OTHER PUBLICATIONS

Office Action from Japanese Patent Application No. 2012-28817, dated Feb. 26, 2013.
 Master Lock 2011 Commercial Price List, effective Jun. 1, 2011; 3 pages.
 Master Lock Commercial Products Technical Manual, issue 07.10; pp. 15-16.
 Office Action from Russian Patent Application No. 2012504030.
 Second Office Action from Russian Patent Application No. 2012504030, received Nov. 28, 2013.

* cited by examiner

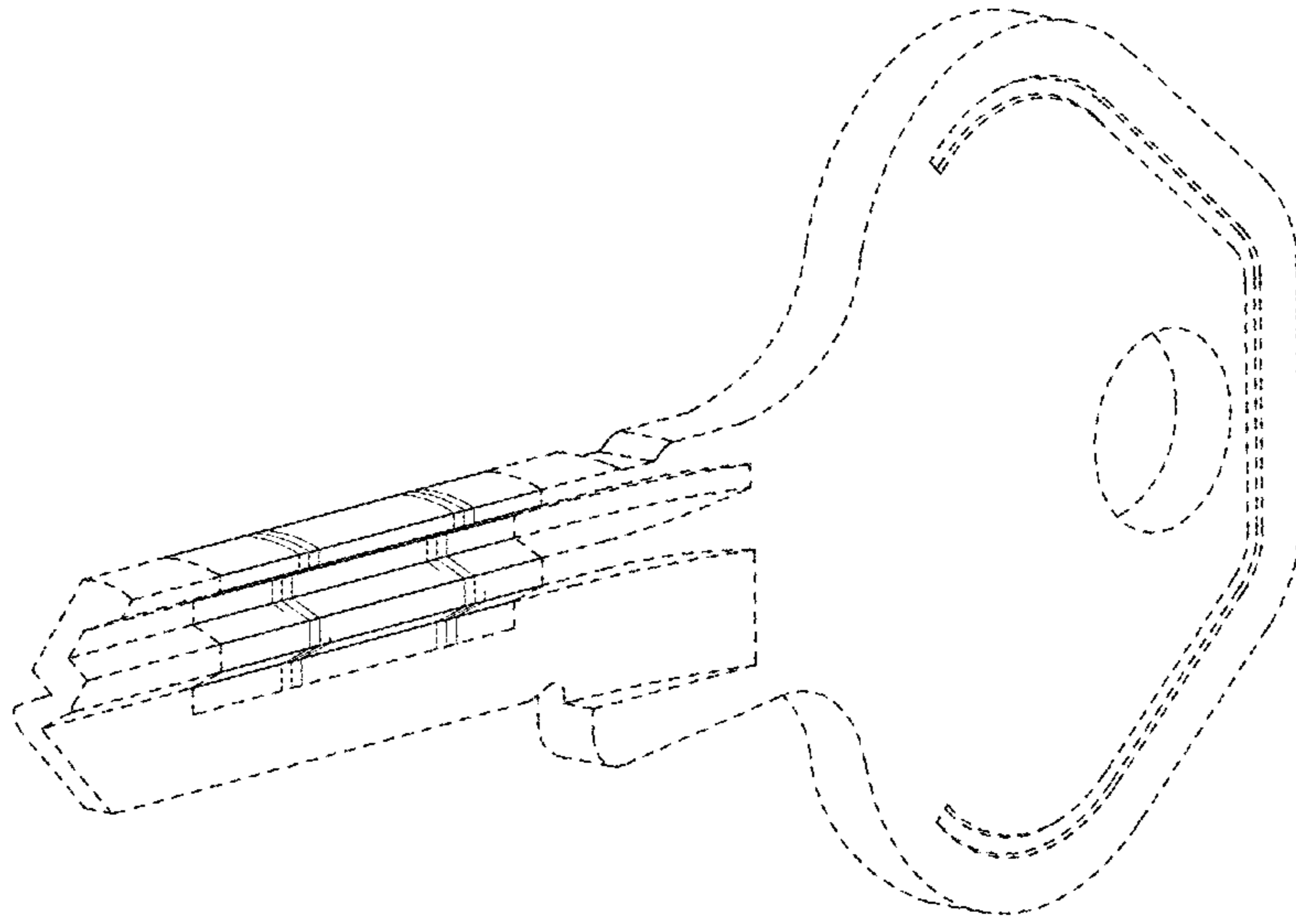


FIG. 1

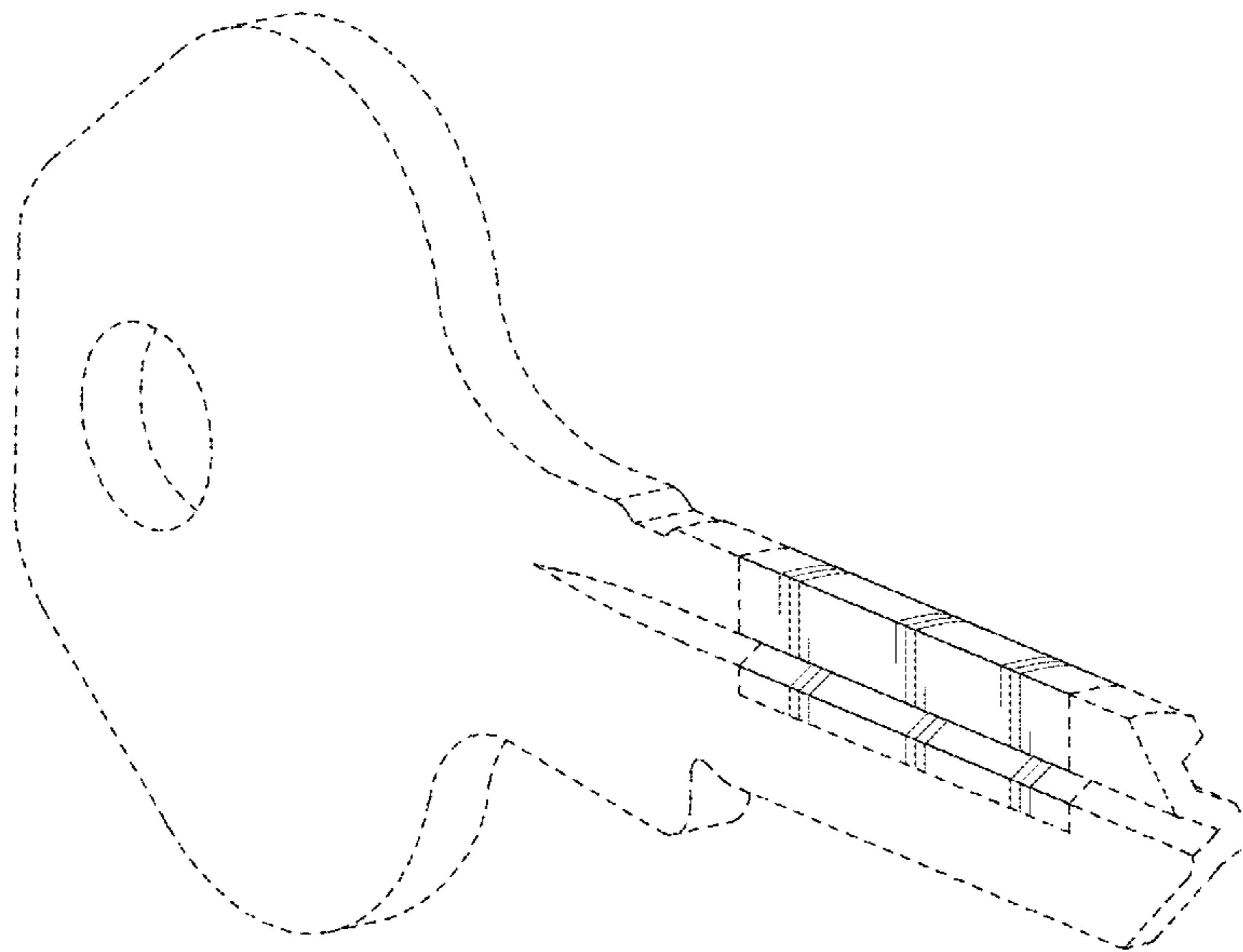


FIG. 2




FIG. 3




FIG. 4

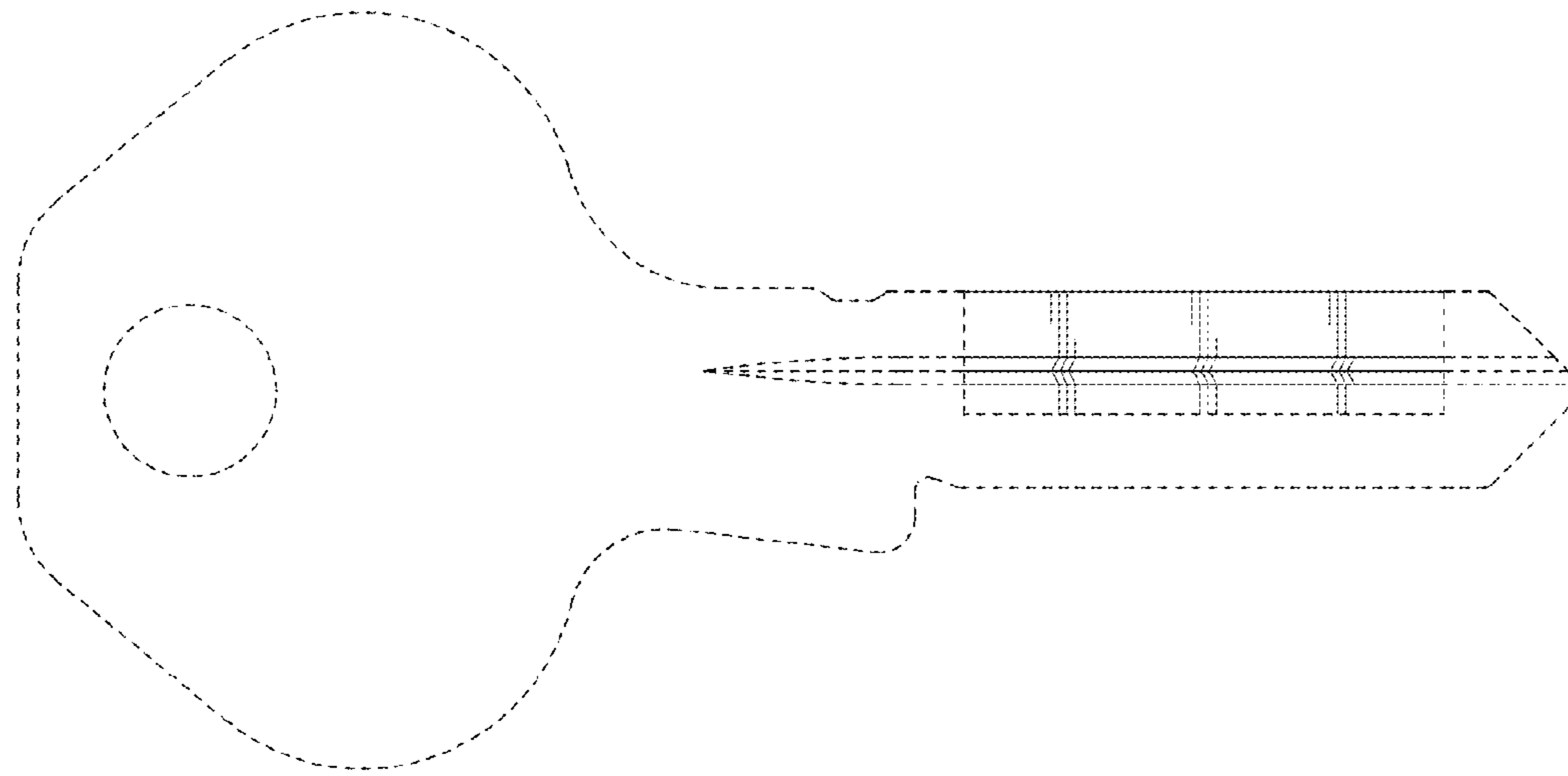


FIG. 5

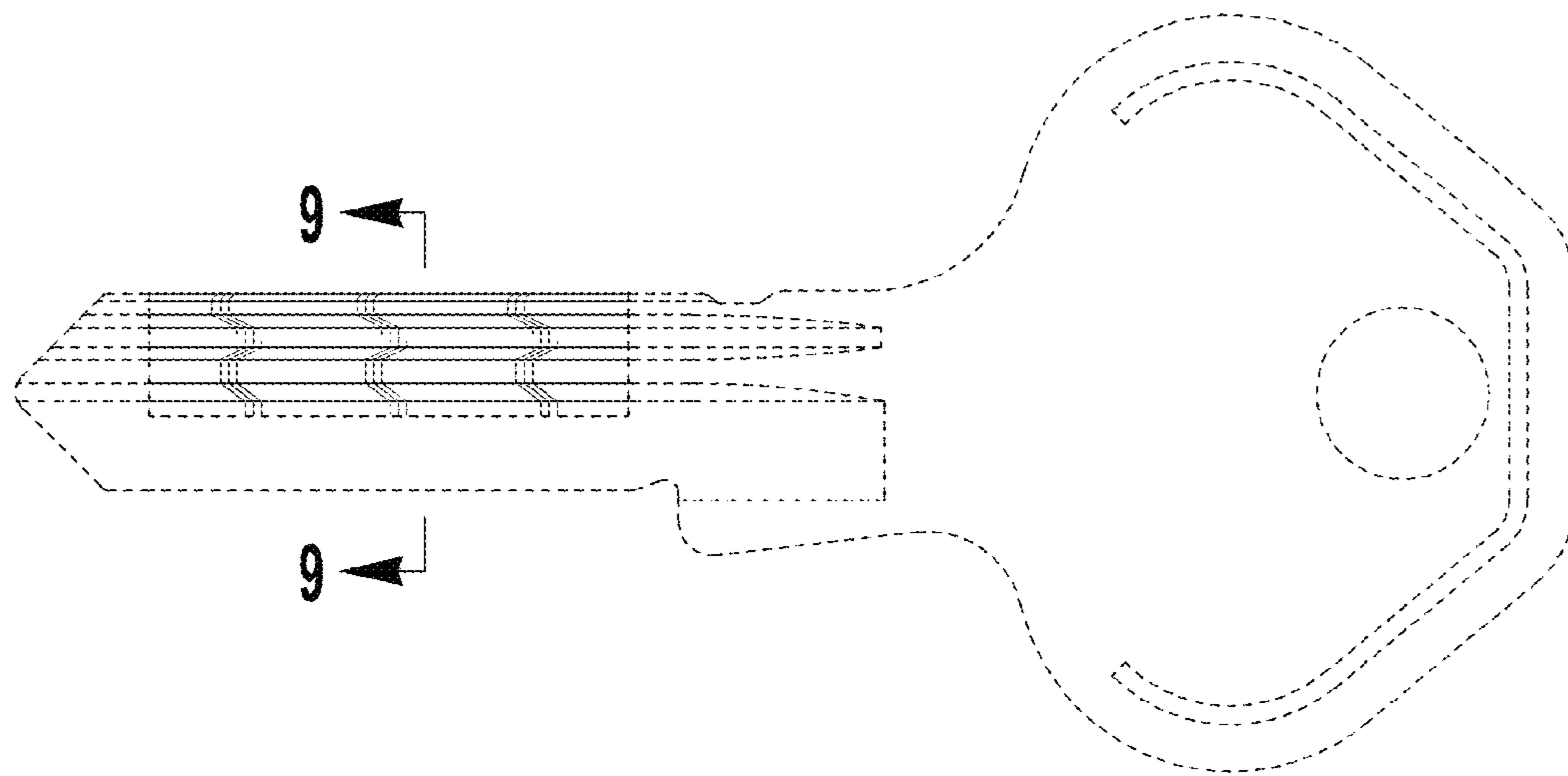


FIG. 6

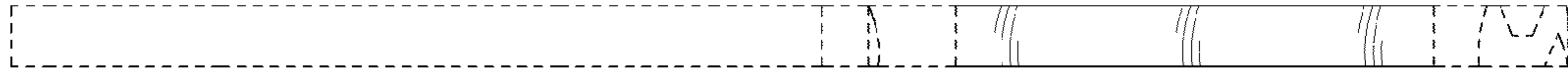


FIG. 7



FIG. 8

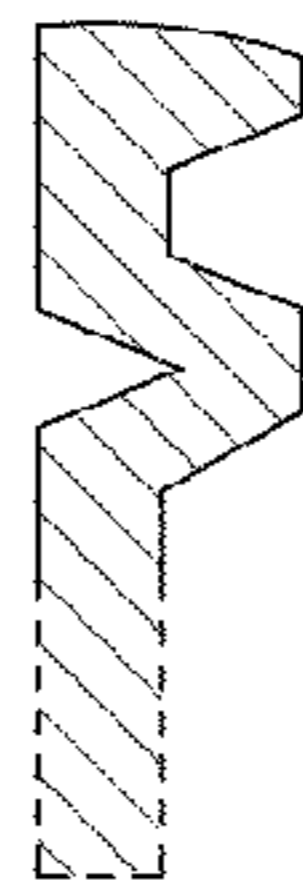


FIG. 9

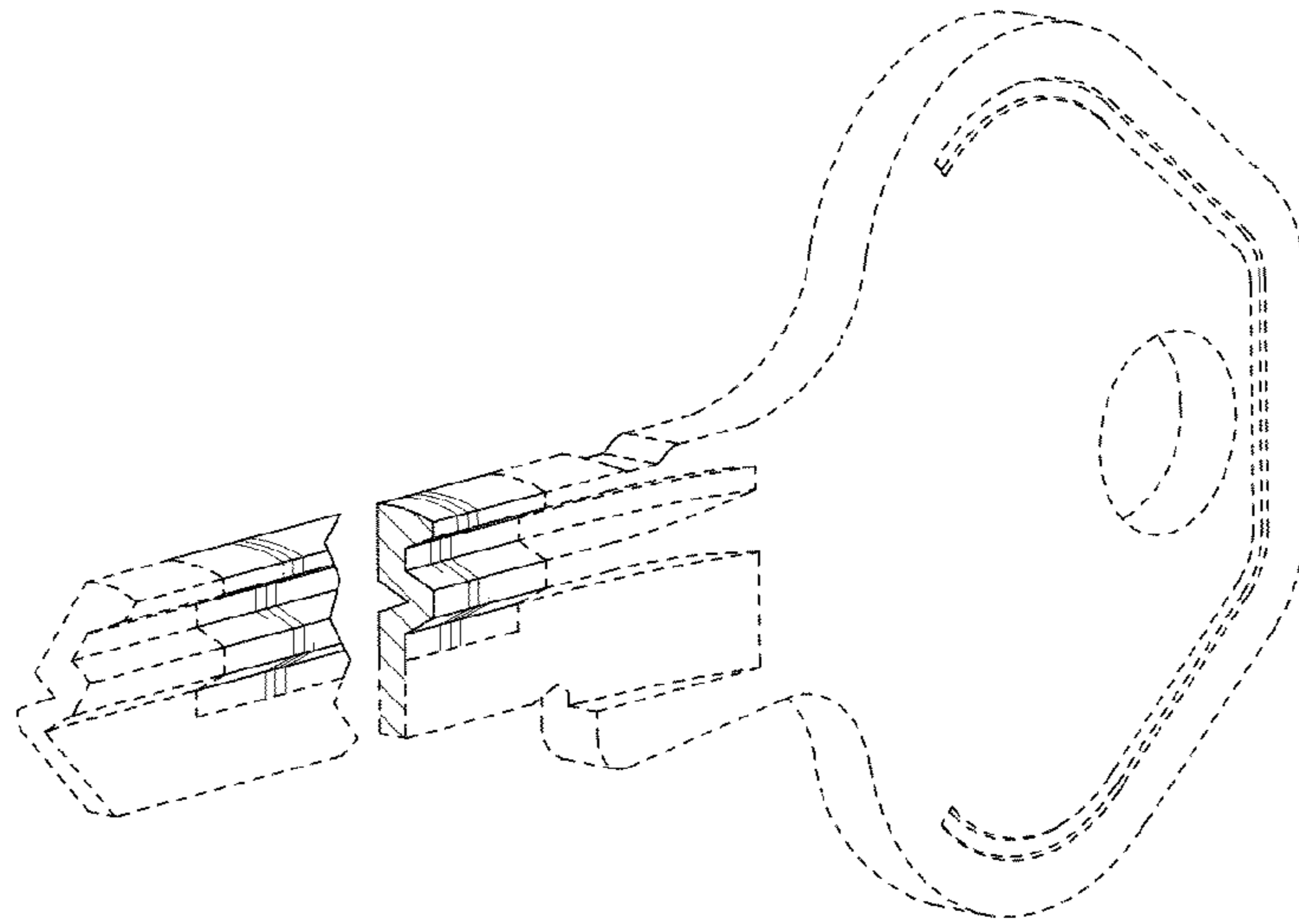


FIG. 10