



US00D702504S

(12) **United States Design Patent**  
**Tibbets**

(10) **Patent No.:** **US D702,504 S**  
(45) **Date of Patent:** **\*\* Apr. 15, 2014**

(54) **PAPER PLATE WITH FLUTED EDGES**

(75) Inventor: **Michael E. Tibbets**, Converse, IN (US)

(73) Assignee: **Huhtamaki, Inc.**, De Soto, KS (US)

(\*\*) Term: **14 Years**

(21) Appl. No.: **29/414,504**

(22) Filed: **Feb. 29, 2012**

(51) **LOC (10) Cl.** ..... **07-01**

(52) **U.S. Cl.**  
USPC ..... **D7/566; D7/587; D7/570**

(58) **Field of Classification Search**  
USPC ..... D7/587, 601, 602, 566, 570, 585, 568;  
D3/306; 220/4.24, 574, 575, 4.21, 573,  
220/574.3; D8/70; 206/508, 509; D11/140;  
D9/429

See application file for complete search history.

(56) **References Cited**

**U.S. PATENT DOCUMENTS**

D19,116 S \* 5/1889 Locke ..... D11/140  
2,032,835 A \* 3/1936 Collins ..... 220/574.3  
D102,862 S \* 1/1937 Sebring ..... D7/570  
D154,216 S \* 6/1949 Reifsnyder ..... D7/562

D187,157 S \* 2/1960 Anderson ..... D7/570  
D312,027 S \* 11/1990 Cyr et al. .... D7/585  
D338,136 S \* 8/1993 Melamed et al. .... D7/586  
D415,024 S \* 10/1999 McCann ..... D9/429  
D453,670 S \* 2/2002 Levinson ..... D8/70  
D476,529 S \* 7/2003 McMullin ..... D7/570  
D504,282 S \* 4/2005 McMullin ..... D7/545  
D514,880 S \* 2/2006 Hayes et al. .... D7/396.5  
D525,832 S \* 8/2006 Hayes et al. .... D7/570  
D595,542 S \* 7/2009 Dewey ..... D7/570

\* cited by examiner

*Primary Examiner* — Cynthia Underwood

(74) *Attorney, Agent, or Firm* — Husch Blackwell LLP

(57) **CLAIM**

The ornamental design for a paper plate with fluted edges, as shown and described.

**DESCRIPTION**

FIG. 1 is a perspective view of the paper plate with fluted edges;

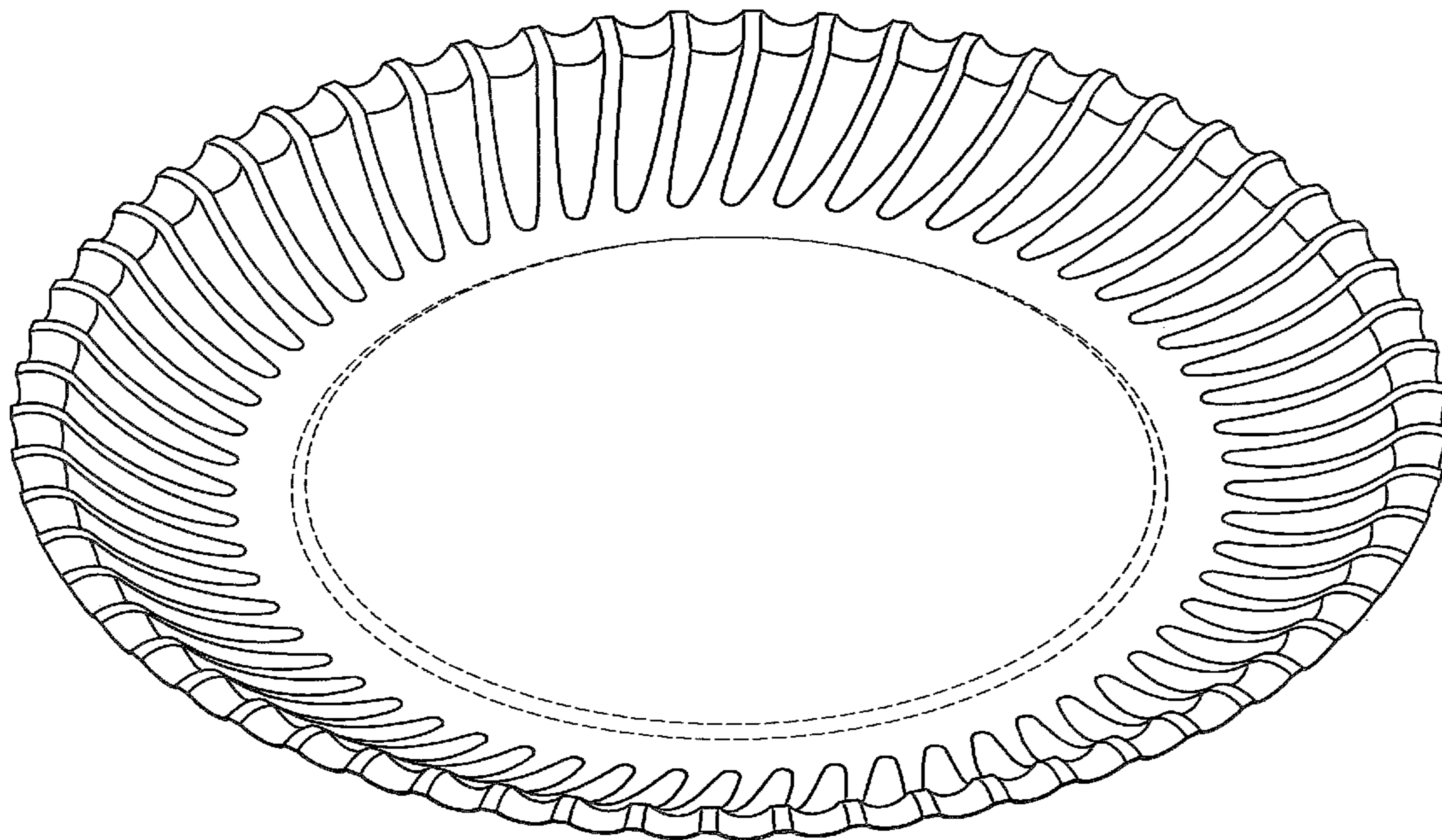
FIG. 2 is a top plan view of invention shown in FIG. 1;

FIG. 3 is a bottom plan view thereof; and,

FIG. 4 is a side elevational view thereof.

The features shown in broken lines depict environmental subject matter only and form no part of the claimed design.

**1 Claim, 4 Drawing Sheets**



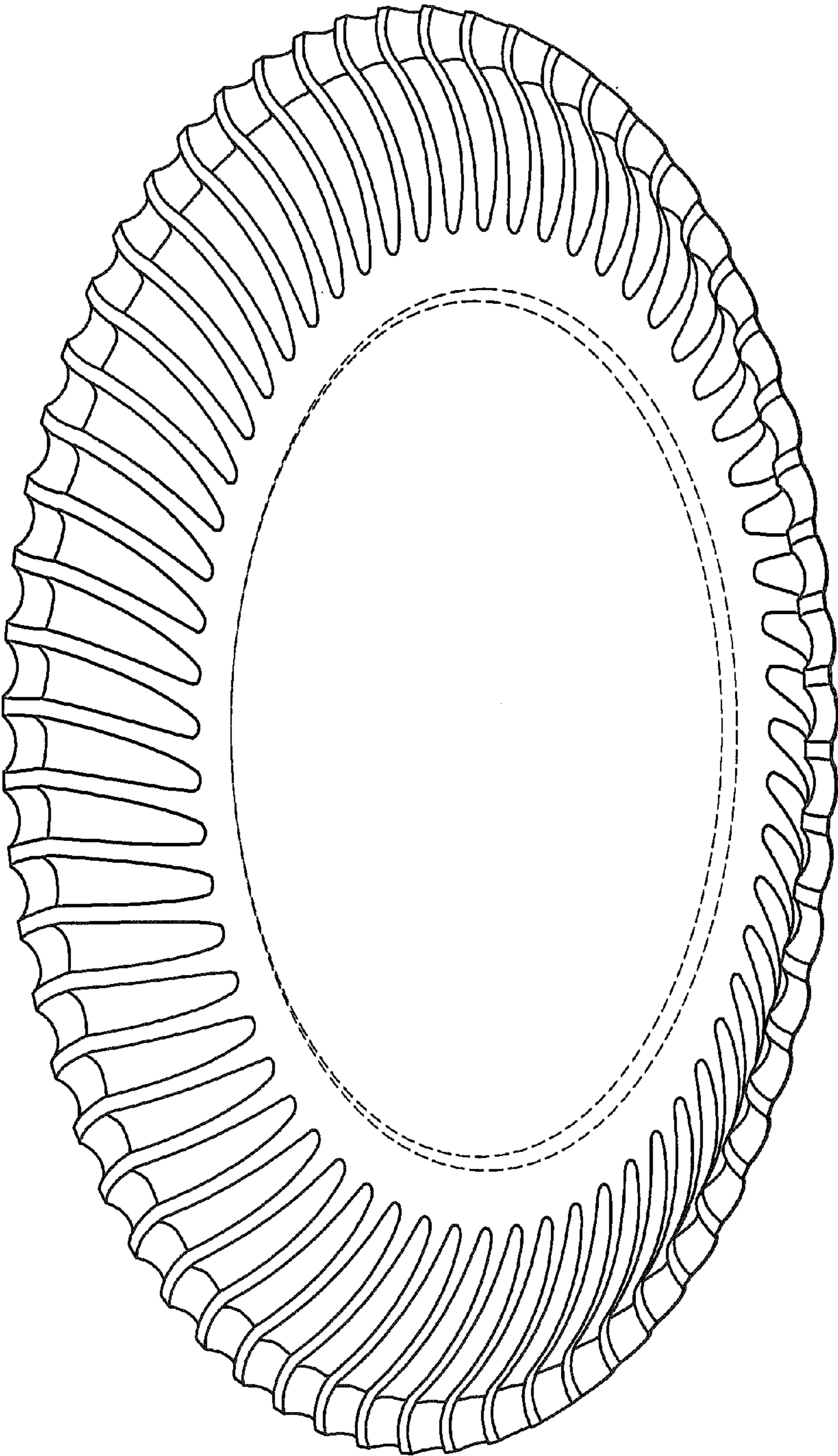


FIG. 1

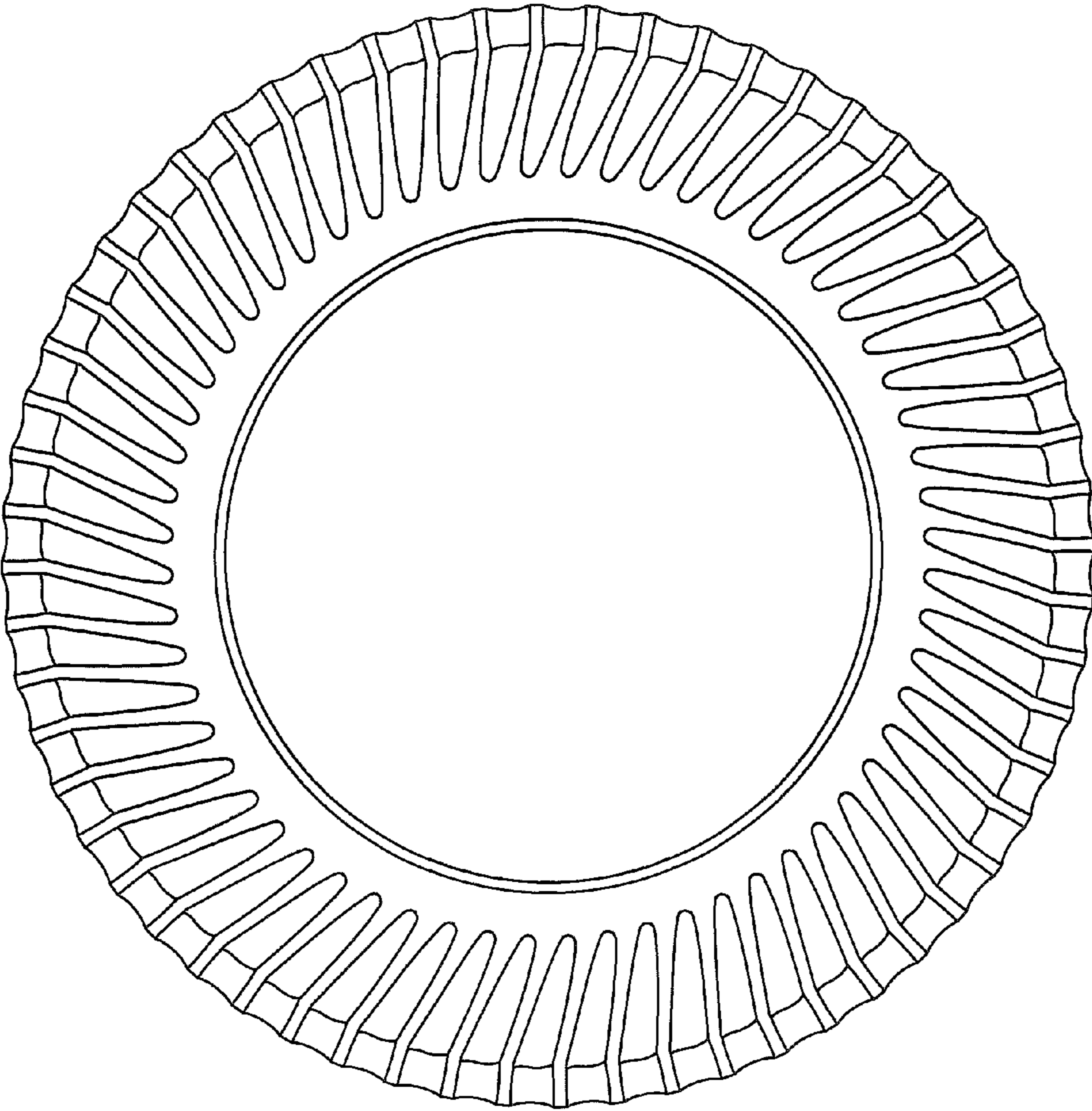


FIG. 2



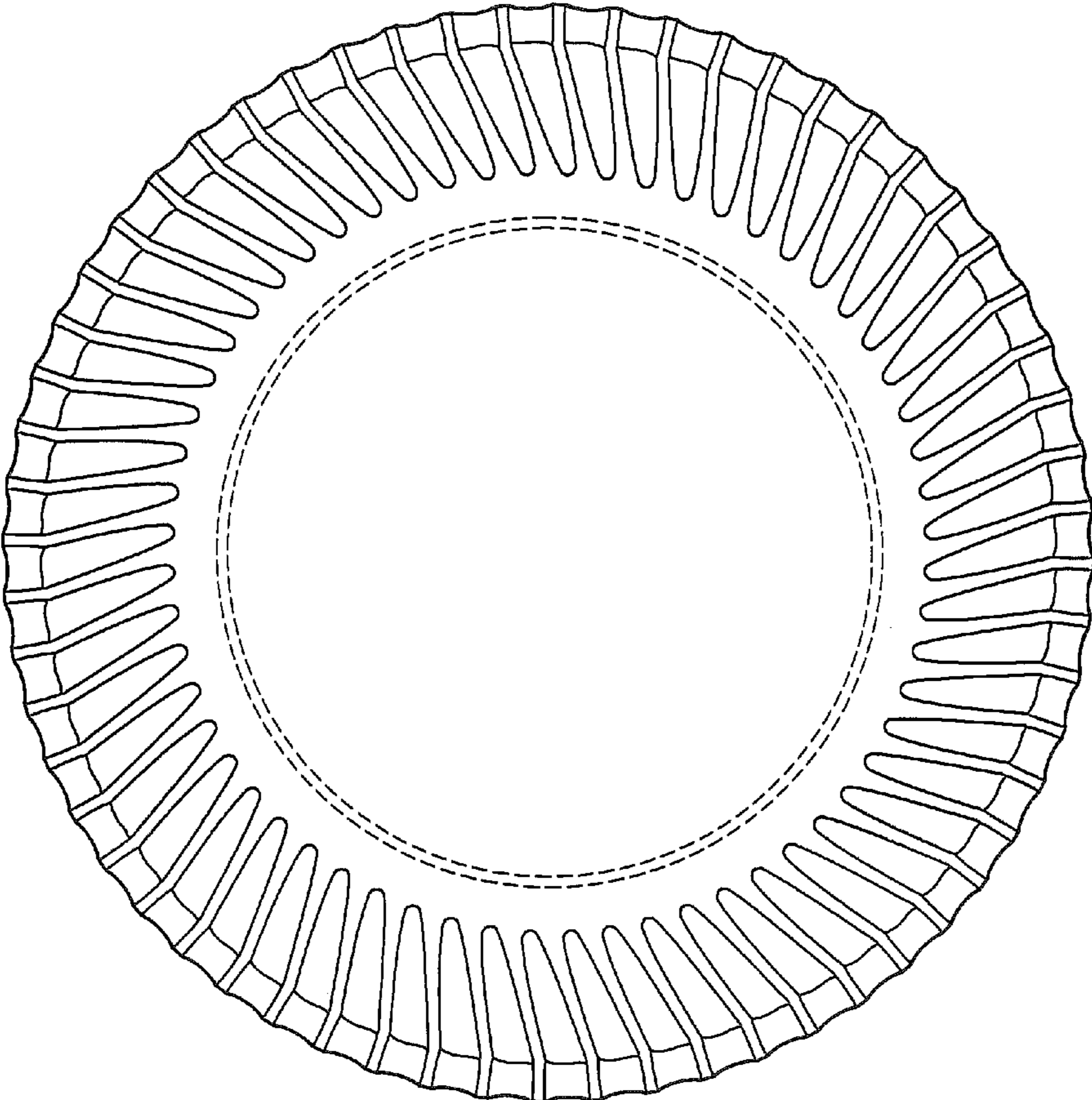


FIG. 3

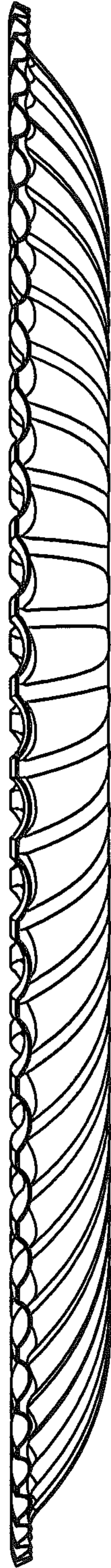


FIG. 4