

US00D702497S

(12) **United States Design Patent**
Funnell, II et al.

(10) **Patent No.:** **US D702,497 S**
(45) **Date of Patent:** **** Apr. 15, 2014**

- (54) **GAS COOKTOP GRATE SET**
- (71) Applicant: **BSH Home Appliances Corporation**,
Irvine, CA (US)
- (72) Inventors: **Richard W. Funnell, II**, Huntington
Beach, CA (US); **Graham Sadtler**,
Huntington Beach, CA (US)
- (73) Assignee: **BSH Home Appliance Corporation**,
Irvine, CA (US)
- (**) Term: **14 Years**
- (21) Appl. No.: **29/465,419**
- (22) Filed: **Aug. 28, 2013**
- (51) **LOC (10) Cl.** **07-02**
- (52) **U.S. Cl.**
USPC **D7/408**
- (58) **Field of Classification Search**
USPC D7/339-341, 346, 354-361, 388, 402,
D7/408-409; D23/346-347, 397; 99/385,
99/402, 403, 427, 449-450, 421 A, 421 H,
99/421 R; 126/211, 275 R; 220/491, 912
See application file for complete search history.

D378,885 S *	4/1997	Sparks	D7/408
6,712,065 B2 *	3/2004	Rummel et al.	126/211
6,886,552 B2 *	5/2005	Cadima	126/211
D550,031 S *	9/2007	Pino et al.	D7/408
D550,505 S *	9/2007	Pino et al.	D7/408
D551,501 S *	9/2007	Baldwin	D7/408
D564,838 S *	3/2008	Shin et al.	D7/408
D580,223 S *	11/2008	Geiger et al.	D7/408
D580,225 S *	11/2008	Geiger et al.	D7/408
D629,638 S *	12/2010	Funnell et al.	D7/346
D634,580 S *	3/2011	Funnell et al.	D7/408

* cited by examiner

Primary Examiner — T. Chase Nelson

Assistant Examiner — Mark Cavanna

(74) *Attorney, Agent, or Firm* — James E. Howard; Andre Pallapies

(57) **CLAIM**

The ornamental design for a gas cooktop grate set, as shown and described.

DESCRIPTION

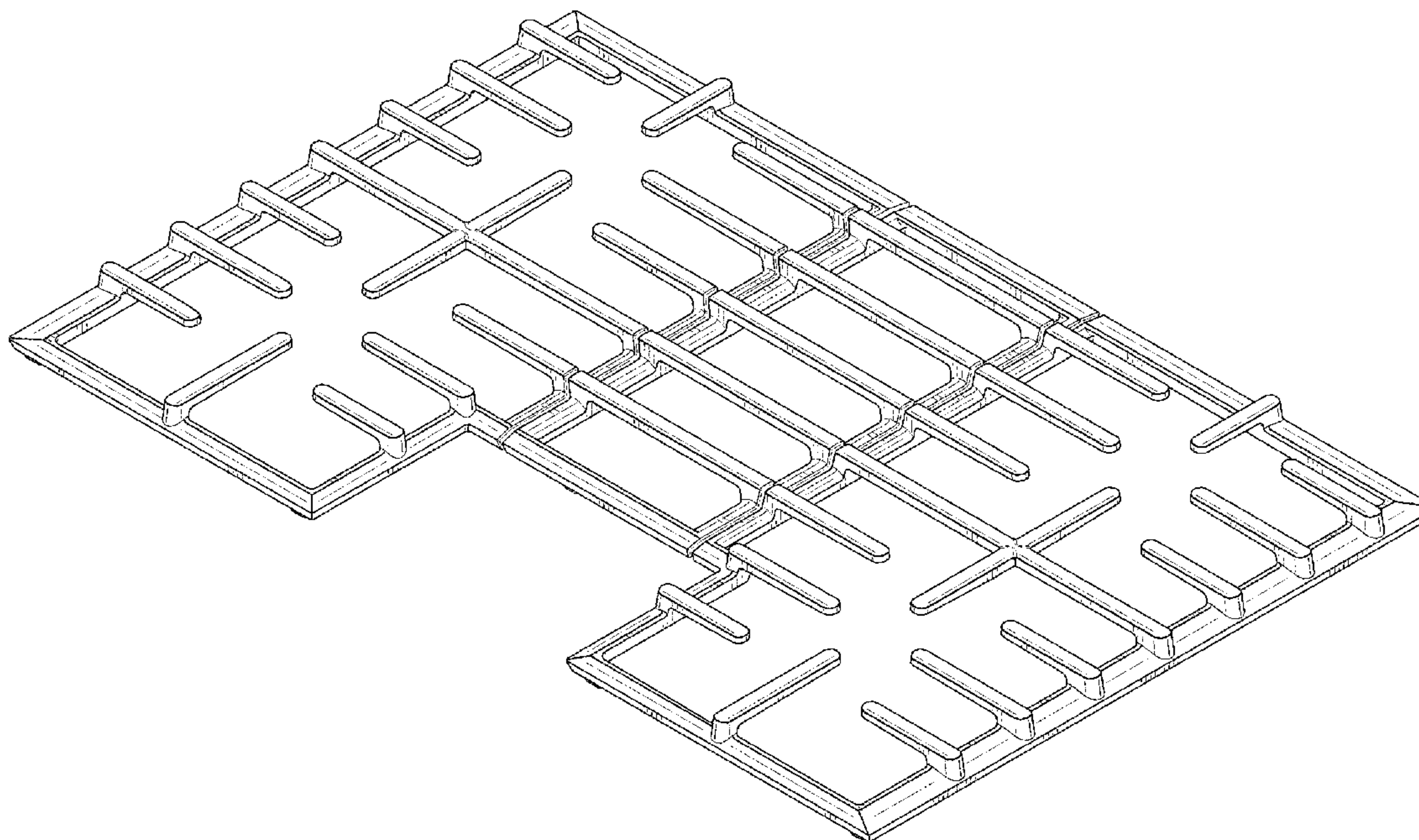
FIG. 1 is a front perspective view of a gas cooktop grate set according to our new ornamental design;
 FIG. 2 a top view thereof;
 FIG. 3 is a bottom view thereof;
 FIG. 4 is a front view thereof;
 FIG. 5 is a rear view thereof; and,
 FIG. 6 is a right side view thereof, with the left side view thereof being a mirror image thereof.

1 Claim, 4 Drawing Sheets

(56) **References Cited**

U.S. PATENT DOCUMENTS

D369,061 S *	4/1996	Holbrook, Jr.	D7/408
D378,262 S *	3/1997	Sparks	D7/408



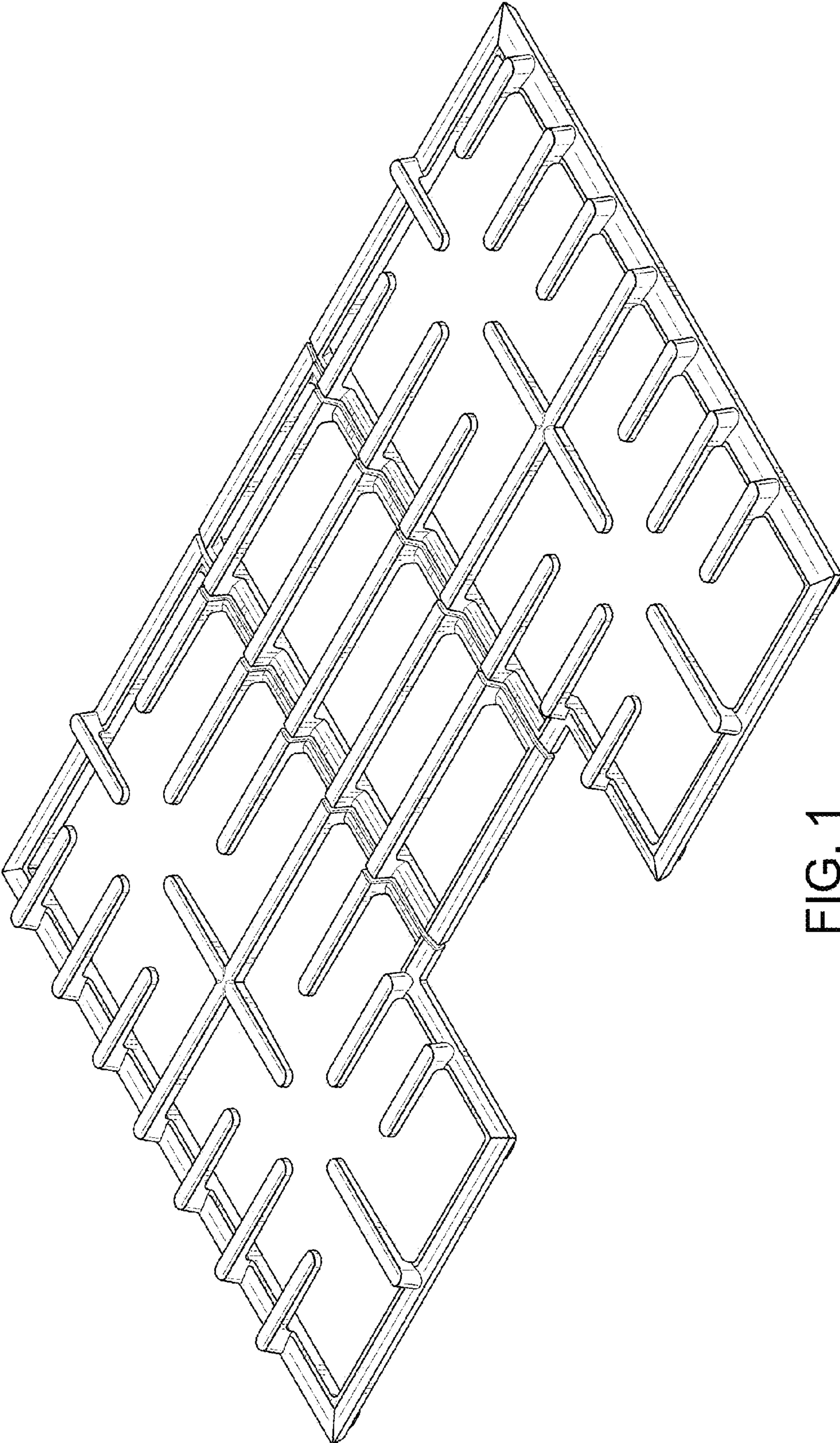


FIG. 1

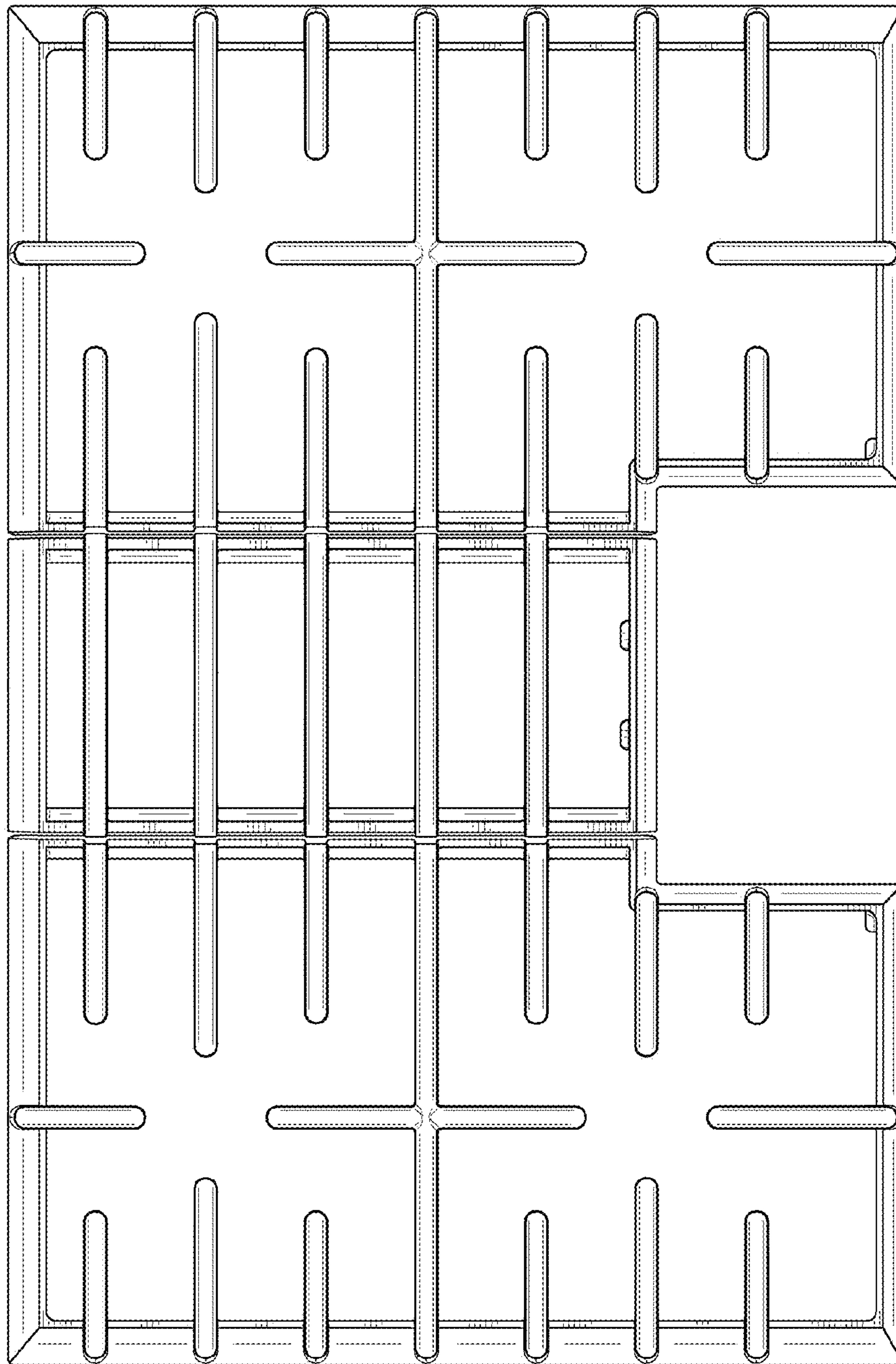


FIG. 2

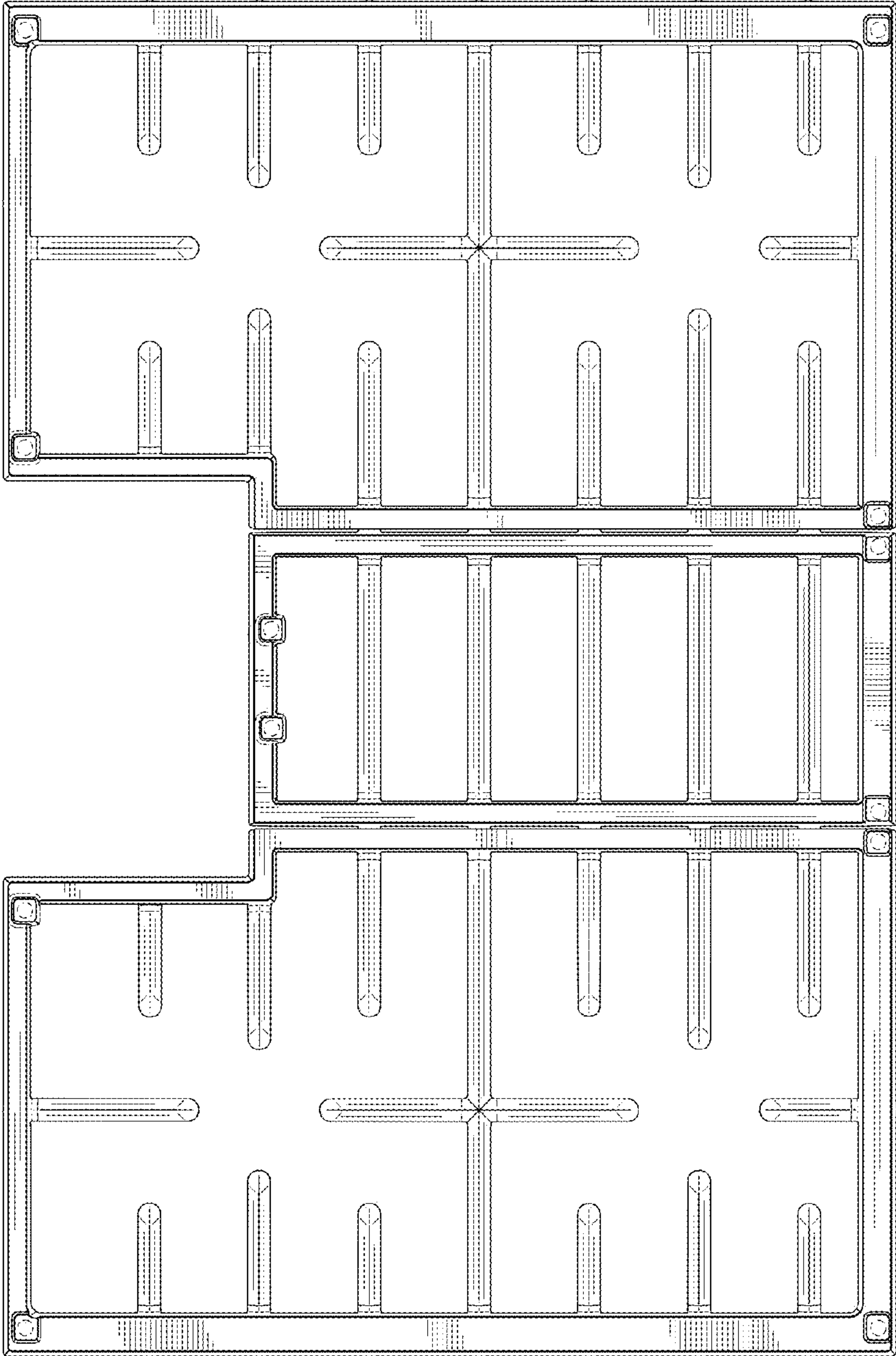


FIG. 3

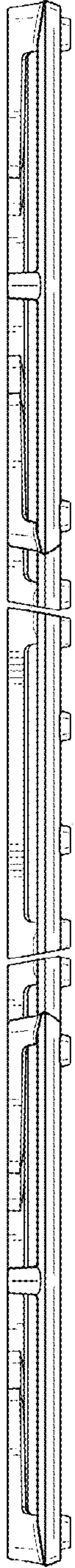


FIG. 4

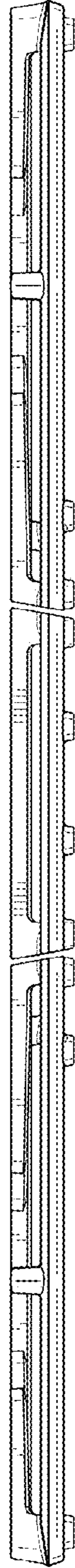


FIG. 5

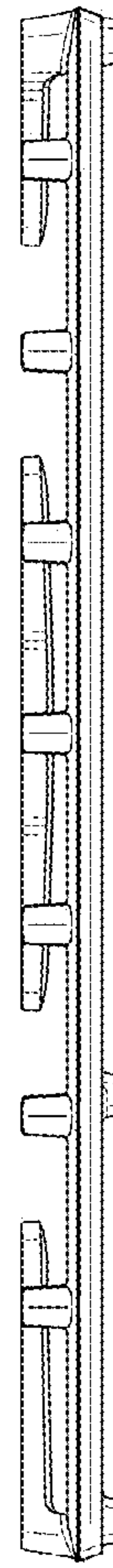


FIG. 6