



US00D702485S

(12) **United States Design Patent**
Endres et al.

(10) **Patent No.:** **US D702,485 S**
(45) **Date of Patent:** **** Apr. 15, 2014**

(54) **PET TREAT FORMING DEVICE**

(56) **References Cited**

(71) Applicant: **Select Brands, Inc.**, Lenexa, KS (US)

U.S. PATENT DOCUMENTS

(72) Inventors: **William S. Endres**, Leawood, KS (US);
Blaise Wooderson, Olathe, KS (US);
Mark T. Krasne, Kansas City, MO (US)

D300,068	S	*	2/1989	Pritikin et al.	D30/129
D397,700	S	*	9/1998	Rodgers	D15/90
D427,517	S	*	7/2000	Marcks	D9/643
6,429,409	B1	*	8/2002	Siu	219/450.1
D487,327	S	*	3/2004	Andersen et al.	D1/199
6,860,191	B2	*	3/2005	Jackson et al.	99/340
D507,147	S	*	7/2005	Land	D7/357

(73) Assignee: **Select Brands, Inc.**, Lenexa, KS (US)

(**) Term: **14 Years**

(Continued)

(21) Appl. No.: **29/461,540**

Primary Examiner — Ricky Pham

(22) Filed: **Jul. 24, 2013**

(74) *Attorney, Agent, or Firm* — Hovey Williams LLP

Related U.S. Application Data

(62) Division of application No. 29/434,859, filed on Oct. 17, 2012, now Pat. No. Des. 689,323.

(51) **LOC (10) Cl.** **07-02**

(52) **U.S. Cl.**
USPC **D7/357; D7/354; D7/359**

(58) **Field of Classification Search**

USPC D1/106, 199; D3/271.1; D7/323,
D7/329-337, 339, 346-347, 350.1-350.4,
D7/352-367, 387-388, 391, 392.1, 393,
D7/395, 402, 407-410, 500, 505, 538-545,
D7/552.1, 552.2, 553.2, 554.3, 555, 566,
D7/584-587, 602, 672-674, 698, 701, 705,
D7/708; D9/609, 643, 732; D15/90;
D19/1; D25/2; D30/129-130;
99/324-325, 331-332, 337-349, 358,
99/369-376, 380, 389, 400-418, 421 H,
99/422-426, 444-446, 483; 119/61.5,
119/710; 126/9 B, 25 R, 29, 30, 37 R, 261,
126/275 R, 376.1, 378.1; 206/501-505,
206/507-508, 518; 219/386, 400, 405,
219/429-442, 450.1, 452.13, 460.1,
219/620-624, 725, 730-735;
220/4.21-4.24, 23.8, 315,
220/573.1-573.5, 626, 629, 675, 743, 756,
220/769, 912; 426/132, 438, 441, 549

See application file for complete search history.

(57) **CLAIM**

The ornamental design for a pet treat forming device, as shown and described.

DESCRIPTION

This is filed contemporaneously with application for U.S. Design application Ser. No. 29/434,863, filed Oct. 17, 2012, entitled Pet Treat, which is hereby incorporated in its entirety by reference herein.

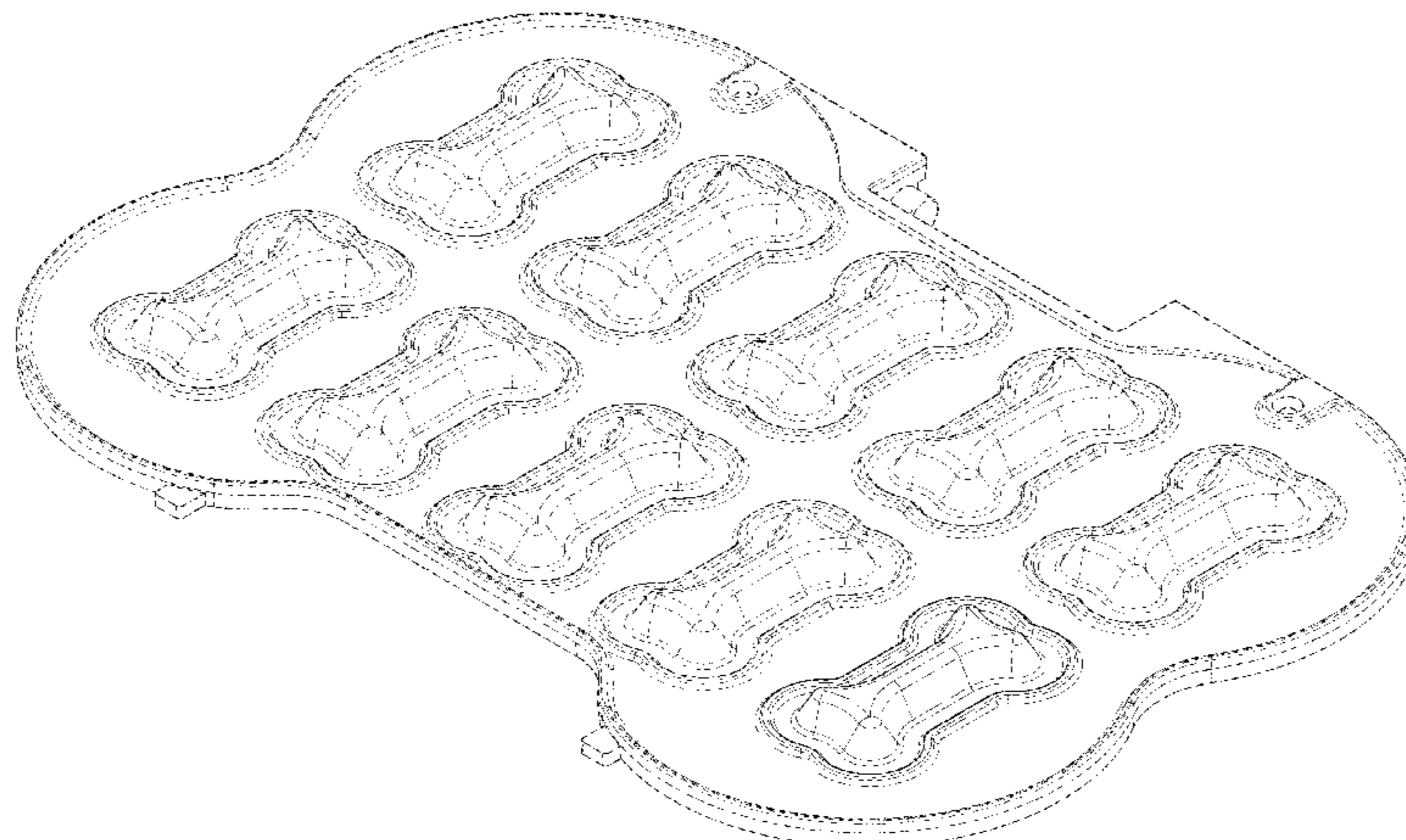
FIG. 1 is a perspective view of a pet treat forming device embodying our design, with a rear hinge element, adjacent hinge mounting structure, lower fastener bosses, forward tabs, an upper margin of the device, an outer bone-shaped rim, and multiple bone-shaped projections being shown in broken lines for illustrative purposes only and forming no part of the claimed design;

FIG. 2 is a front elevation view of the pet treat forming device depicted in FIG. 1, with the upper surface being shown in broken lines for illustrative purposes only and forming no part of the claimed design;

FIG. 3 is a side elevation view of the pet treat forming device depicted in FIGS. 1 and 2; and,

FIG. 4 is a bottom plan view of the pet treat forming device depicted in FIGS. 1-3.

1 Claim, 3 Drawing Sheets



(56)

References Cited

U.S. PATENT DOCUMENTS

D512,539 S	*	12/2005	Brunes et al.	D30/130
D541,427 S	*	4/2007	Palmer, III	D25/2
D551,562 S	*	9/2007	Considine et al.	D9/609
D606,801 S	*	12/2009	Kirk	D7/354
D610,194 S	*	2/2010	Herrenbruck	D19/1
D611,759 S	*	3/2010	Kirk	D7/357
D620,226 S	*	7/2010	Adkins	D1/106
D648,594 S	*	11/2011	Bray	D7/352
D665,000 S	*	8/2012	Morelli et al.	D15/90
D665,577 S	*	8/2012	Hollinger	D3/271.1
D670,956 S	*	11/2012	Kokenis	D7/356
D672,191 S	*	12/2012	Hollinger	D7/357
D673,190 S	*	12/2012	Klemm et al.	D15/90
D679,196 S	*	4/2013	Dos Santos et al.	D9/732
D689,323 S	*	9/2013	Endres et al.	D7/352
D689,328 S	*	9/2013	Hollinger	D7/357
2006/0272511	A1*	12/2006	Dreimann et al.	99/372
2006/0272588	A1*	12/2006	Decroix	119/61.5
2009/0151649	A1*	6/2009	Vardy et al.	119/710

* cited by examiner

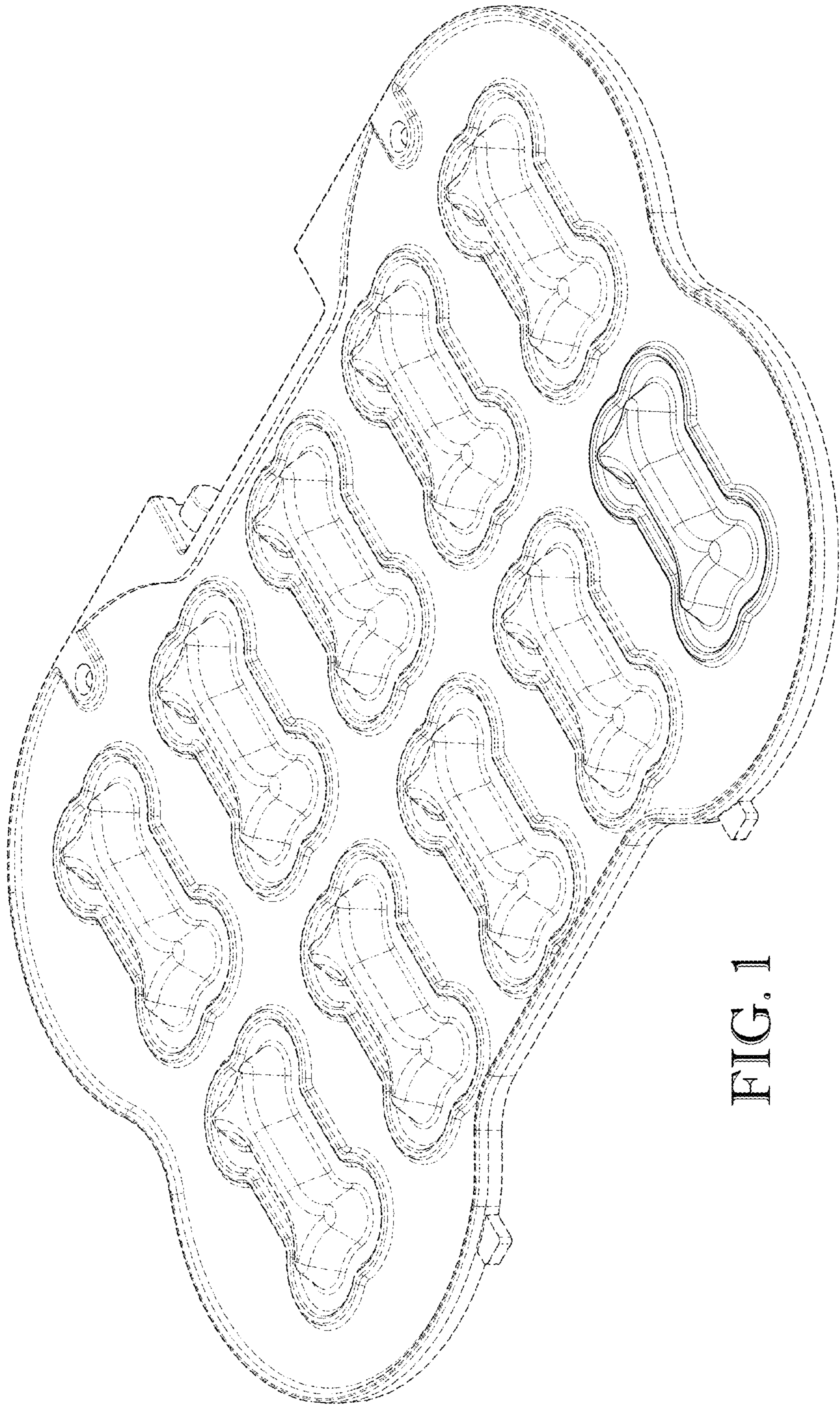


FIG. 1



FIG. 2




FIG. 3

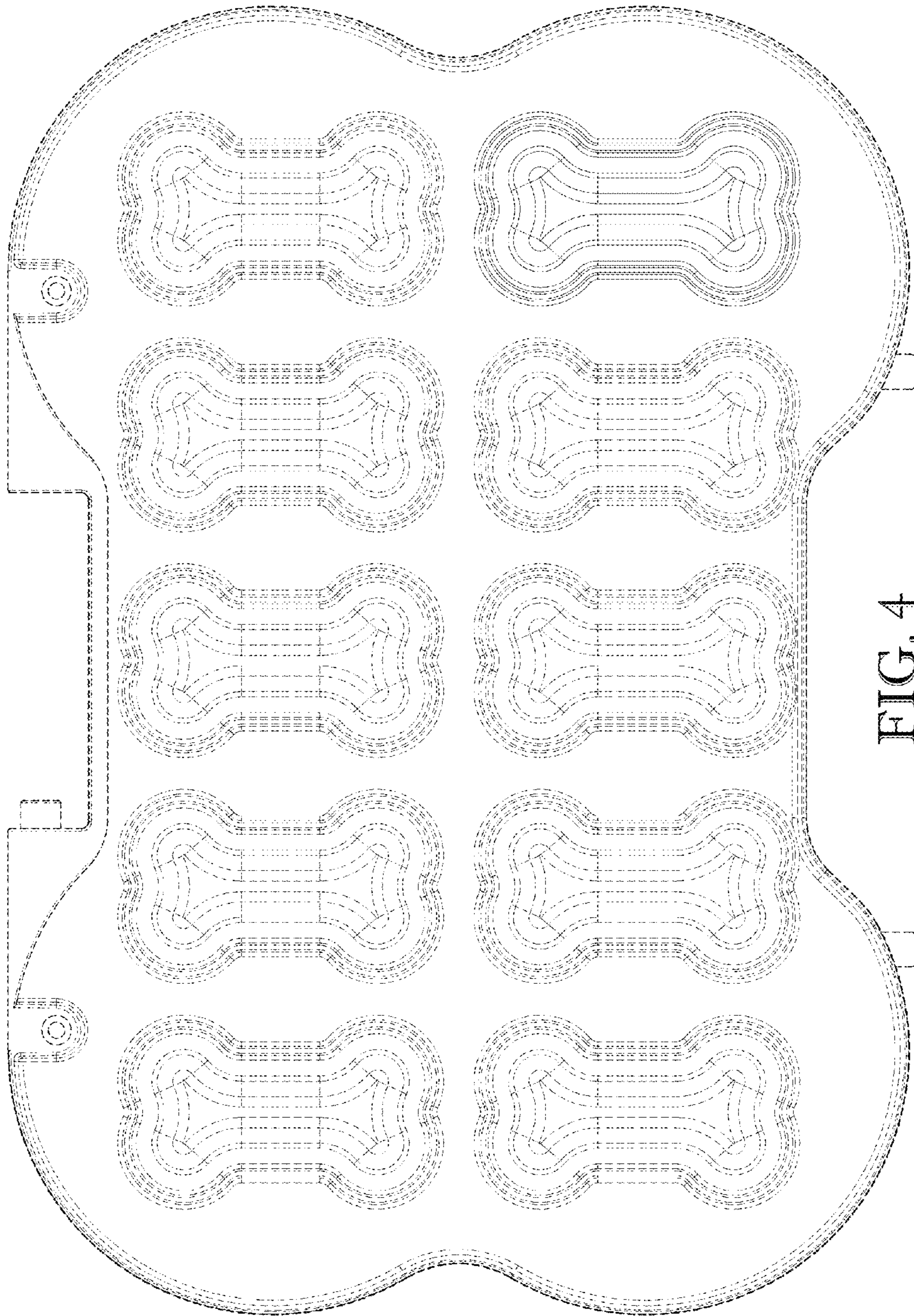


FIG. 4