



US00D702477S

(12) **United States Design Patent**  
**Hong**

(10) **Patent No.:** **US D702,477 S**

(45) **Date of Patent:** **\*\* \*Apr. 15, 2014**

(54) **COFFEE MACHINE**

(75) Inventor: **Cheung Ka Hong**, Hong Kong (CN)

(73) Assignee: **Conair Corporation**, Stamford, CT (US)

(\* ) Notice: This patent is subject to a terminal disclaimer.

(\*\* ) Term: **14 Years**

(21) Appl. No.: **29/425,812**

(22) Filed: **Jun. 27, 2012**

(51) **LOC (10) Cl.** ..... **07-01**

(52) **U.S. Cl.**  
USPC ..... **D7/309; D7/311**

(58) **Field of Classification Search**  
USPC ..... D7/300, 309-311, 306, 305; 99/289 R,  
99/295; 222/146.6, 146.1  
See application file for complete search history.

(56) **References Cited**

**U.S. PATENT DOCUMENTS**

D514,865 S *	2/2006	Steiner	.....	D7/309
D515,348 S *	2/2006	McWilliam	.....	D7/309
D553,897 S *	10/2007	De' Longhi	.....	D7/309
D555,415 S *	11/2007	Lin	.....	D7/309

D571,598 S *	6/2008	Moore	.....	D7/306
D600,062 S *	9/2009	Lavy	.....	D7/309
D600,491 S *	9/2009	Hammad et al.	.....	D7/309
D619,410 S *	7/2010	Pino et al.	.....	D7/309
D647,749 S *	11/2011	De' Longhi	.....	D7/309
8,056,468 B2 *	11/2011	De'Longhi	.....	99/285

\* cited by examiner

*Primary Examiner* — Marianne Pandozzi

(74) *Attorney, Agent, or Firm* — McCormick, Paulding & Huber LLP

(57) **CLAIM**

The ornamental design for a coffee machine, as shown and described.

**DESCRIPTION**

FIG. 1 is a perspective view of a coffee machine showing a new design;

FIG. 2 is a front elevational view thereof;

FIG. 3 is a left side elevational view thereof;

FIG. 4 is a right side elevational view thereof;

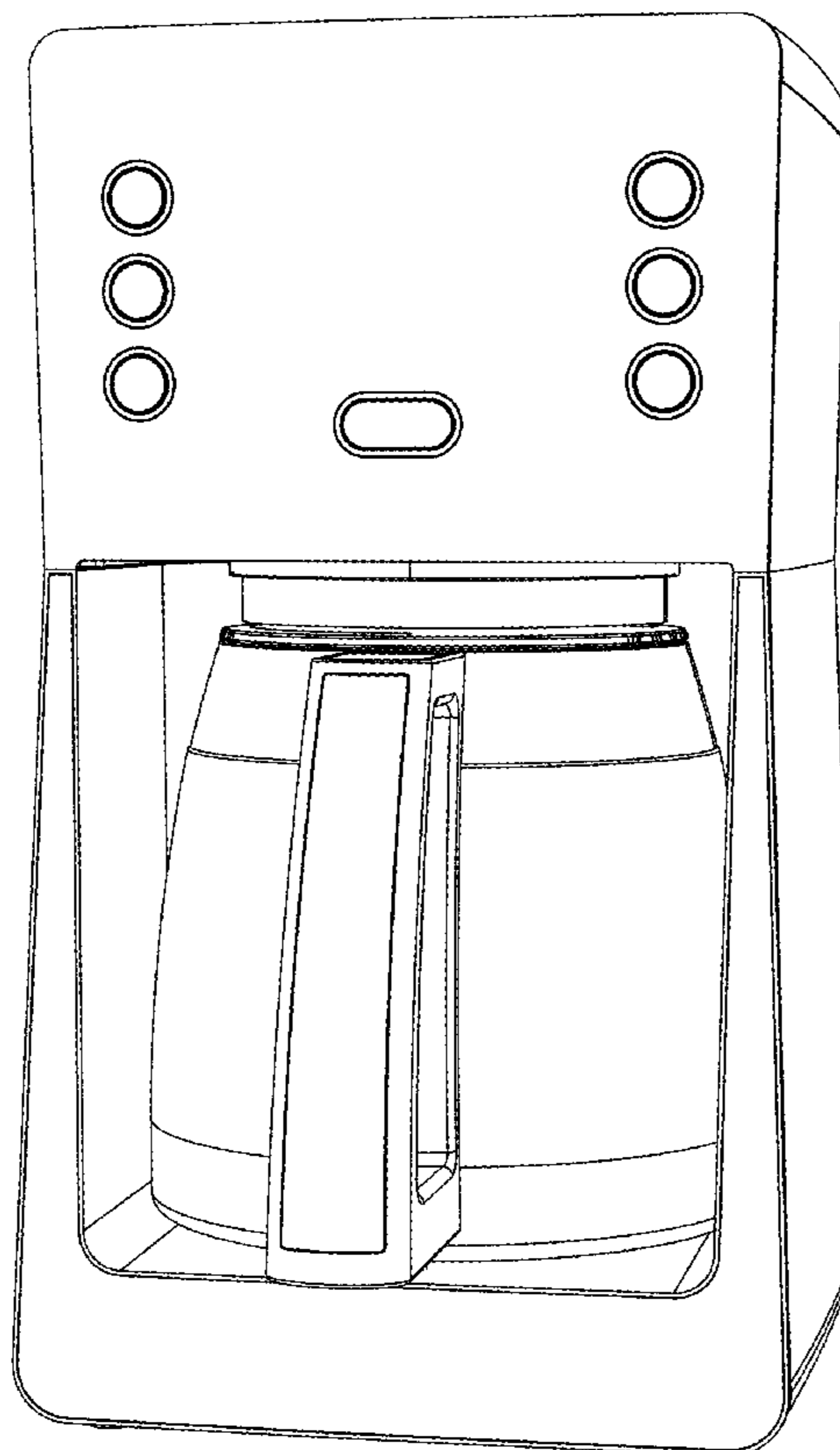
FIG. 5 is a top plan view thereof;

FIG. 6 is a bottom plan view thereof; and,

FIG. 7 is a rear elevational view thereof.

The broken lines are for illustrative purposes only and form no part of the claimed design.

**1 Claim, 7 Drawing Sheets**






FIG. 1

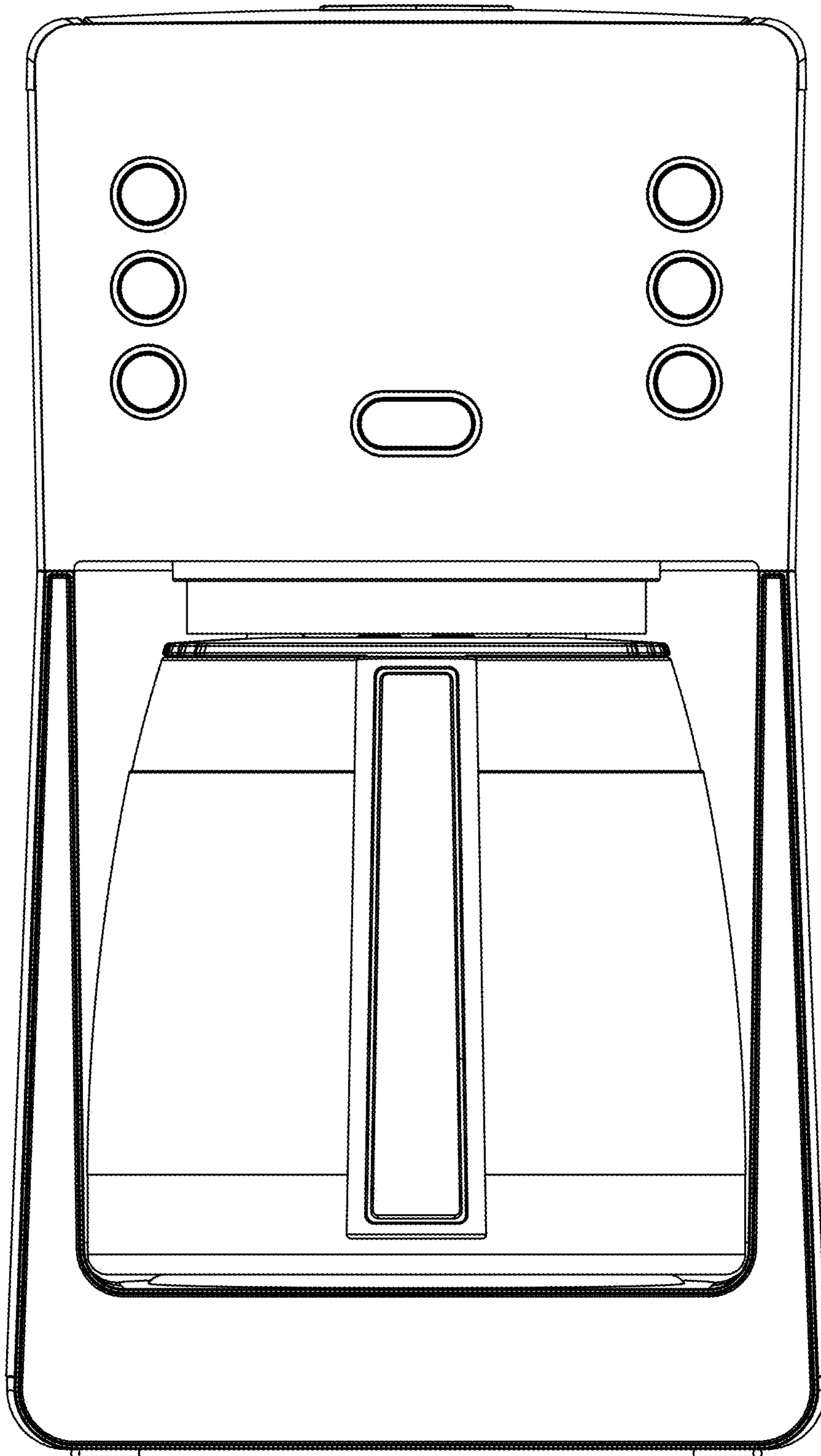


FIG. 2

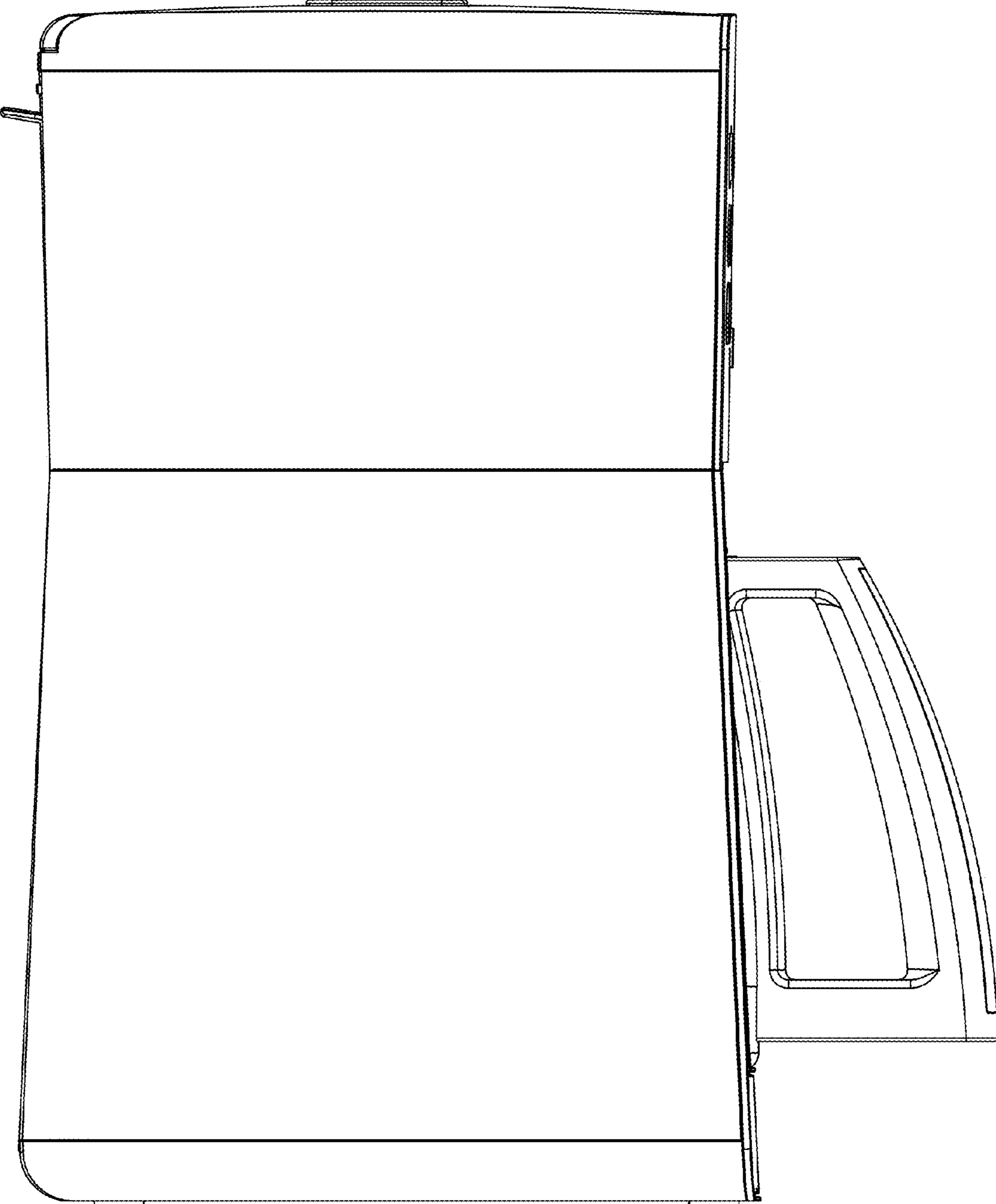


FIG. 3




FIG. 4

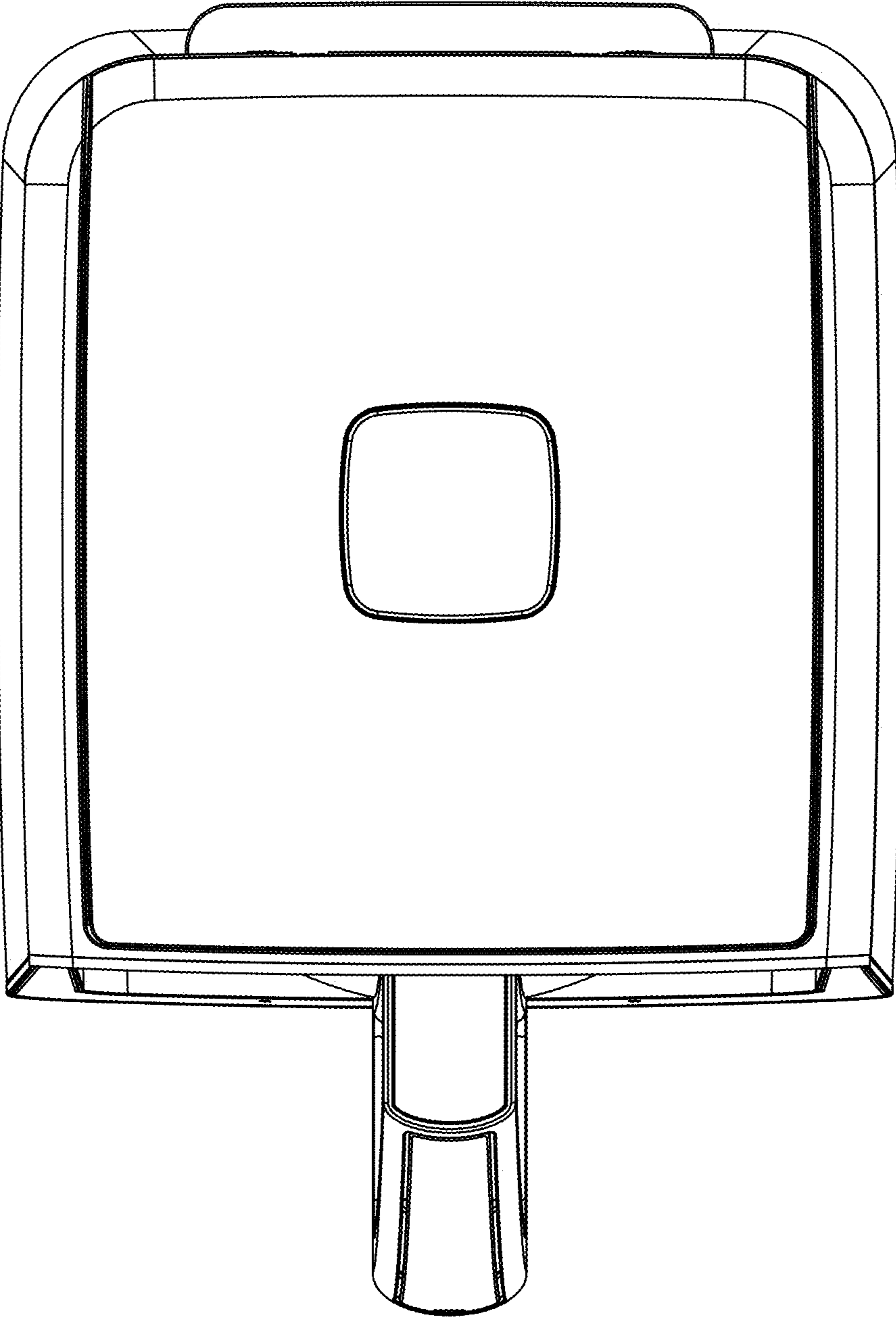


FIG. 5

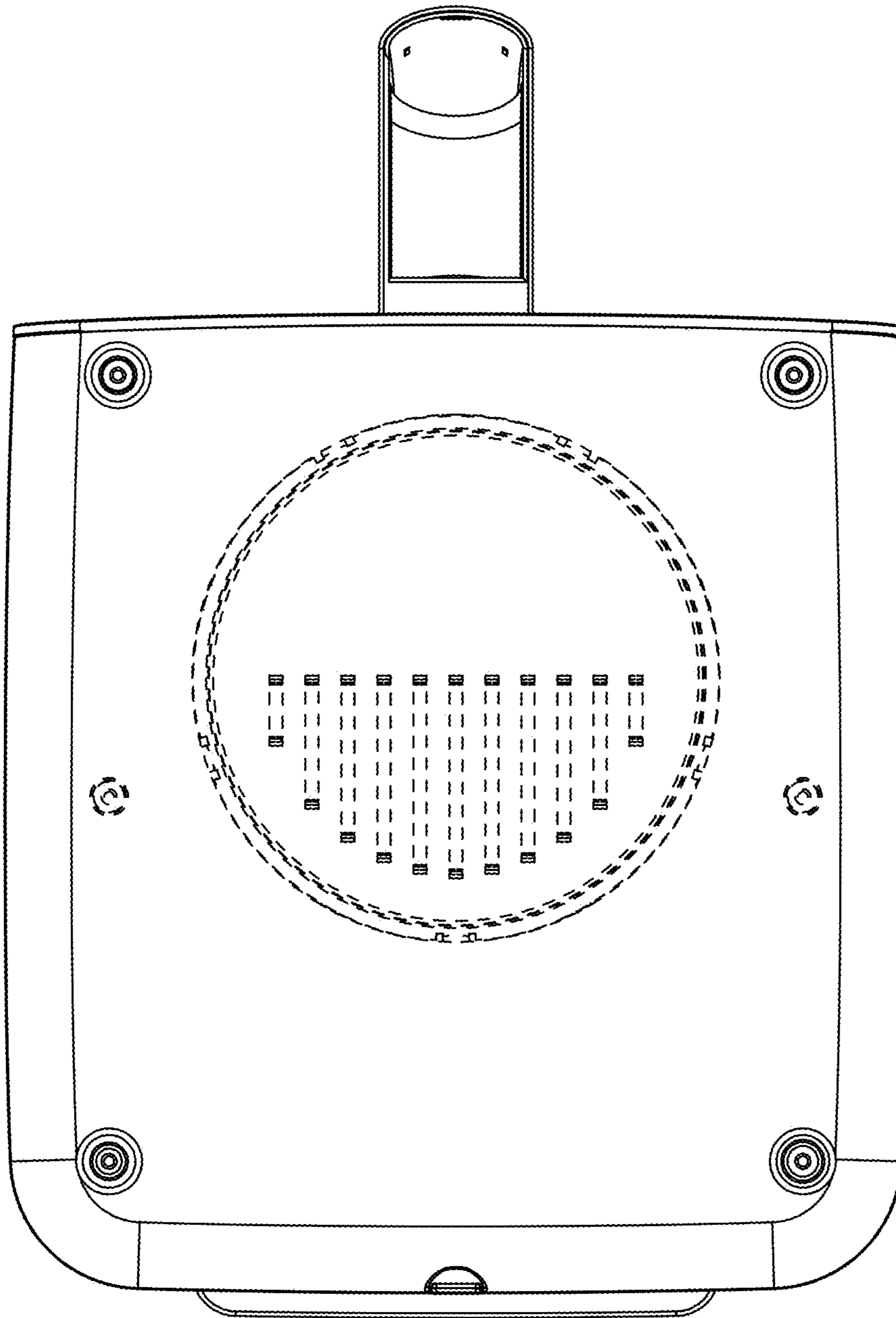


FIG. 6




FIG. 7